



Antihypertensive treatment and risk of cancer: an individual participant data meta-analysis



Emma Copland, Dexter Canoy, Milad Nazarzadeh, Zeinab Bidel, Rema Ramakrishnan, Mark Woodward, John Chalmers, Koon K Teo, Carl J Pepine, Barry R Davis, Sverre Kjeldsen, Johan Sundström, Kazem Rahimi, on behalf of The Blood Pressure Lowering Treatment Trialists' Collaboration*

Summary

Background Some studies have suggested a link between antihypertensive medication and cancer, but the evidence is so far inconclusive. Thus, we aimed to investigate this association in a large individual patient data meta-analysis of randomised clinical trials.

Methods We searched PubMed, MEDLINE, The Cochrane Central Register of Controlled Trials, and ClinicalTrials.gov from Jan 1, 1966, to Sept 1, 2019, to identify potentially eligible randomised controlled trials. Eligible studies were randomised controlled trials comparing one blood pressure lowering drug class with a placebo, inactive control, or other blood pressure lowering drug. We also required that trials had at least 1000 participant years of follow-up in each treatment group. Trials without cancer event information were excluded. We requested individual participant data from the authors of eligible trials. We pooled individual participant-level data from eligible trials and assessed the effects of angiotensin-converting enzyme inhibitors (ACEIs), angiotensin II receptor blockers (ARBs), β blockers, calcium channel blockers, and thiazide diuretics on cancer risk in one-stage individual participant data and network meta-analyses. Cause-specific fixed-effects Cox regression models, stratified by trial, were used to calculate hazard ratios (HRs). The primary outcome was any cancer event, defined as the first occurrence of any cancer diagnosed after randomisation. This study is registered with PROSPERO (CRD42018099283).

Findings 33 trials met the inclusion criteria, and included 260 447 participants with 15 012 cancer events. Median follow-up of included participants was 4.2 years (IQR 3.0–5.0). In the individual participant data meta-analysis comparing each drug class with all other comparators, no associations were identified between any antihypertensive drug class and risk of any cancer (HR 0.99 [95% CI 0.95–1.04] for ACEIs; 0.96 [0.92–1.01] for ARBs; 0.98 [0.89–1.07] for β blockers; 1.01 [0.95–1.07] for thiazides), with the exception of calcium channel blockers (1.06 [1.01–1.11]). In the network meta-analysis comparing drug classes against placebo, we found no excess cancer risk with any drug class (HR 1.00 [95% CI 0.93–1.09] for ACEIs; 0.99 [0.92–1.06] for ARBs; 0.99 [0.89–1.11] for β blockers; 1.04 [0.96–1.13] for calcium channel blockers; 1.00 [0.90–1.10] for thiazides).

Interpretation We found no consistent evidence that antihypertensive medication use had any effect on cancer risk. Although such findings are reassuring, evidence for some comparisons was insufficient to entirely rule out excess risk, in particular for calcium channel blockers.

Funding British Heart Foundation, National Institute for Health Research, Oxford Martin School.

Copyright © 2021 The Author(s). Published by Elsevier Ltd. This is an Open Access article under the CC BY 4.0 license.

Introduction

Although evidence for the benefits of antihypertensive medication in the prevention of cardiovascular disease is well established,¹ low adherence to treatment is a major barrier to effective blood pressure control.² Non-compliance with antihypertensive medication is often due to concerns about possible adverse effects,³ including an increased risk of developing cancer.^{4–7} Several pathways have been hypothesised to explain possible associations between raised blood pressure and cancer risk, but findings have been inconsistent and mainly based on observational studies.^{7,8} Most concerns have been associated with off-target effects of specific drug classes, such as possible carcinogenic effects of angiotensin II receptor blockers (ARBs) on lung tissue and the

photosensitising effect of thiazide diuretics that could increase the susceptibility of the skin to the effects of sunlight exposure.^{9,10}

A series of meta-analyses of randomised controlled trials, based on aggregate data, have investigated the association between class-specific antihypertensive treatment and risk of cancer, but findings have been conflicting. One study has suggested that using ARBs increases the risk of cancer,⁴ whereas two subsequent meta-analyses showed no such association.^{11,12} Another meta-analysis of randomised controlled trials found no evidence linking any drug class with the incidence of any cancer,¹² but an increased risk of cancer with the use of angiotensin-converting enzyme inhibitors (ACEIs) in combination with ARBs could not be ruled out. However,

Lancet Oncol 2021; 22: 558–70

See Comment page 421

*Members are listed in the appendix

Deep Medicine, Oxford Martin School (E Copland MSc, D Canoy MD, M Nazarzadeh MSc, Z Bidel MSc, R Ramakrishnan PhD, Prof K Rahimi FRCP) and Nuffield Department of Women's and Reproductive Health (E Copland, D Canoy, M Nazarzadeh, Z Bidel, R Ramakrishnan, Prof K Rahimi), University of Oxford, Oxford, UK; National Institute for Health Research Oxford Biomedical Research Centre, Oxford University Hospitals NHS Foundation Trust, Oxford, UK (E Copland, D Canoy, Z Bidel, Prof K Rahimi); The George Institute for Global Health, University of New South Wales, Sydney, NSW, Australia (Prof M Woodward PhD, Prof J Chalmers MD); Department of Epidemiology and Biostatistics, The George Institute for Global Health, Imperial College London, London, UK (Prof M Woodward); Department of Epidemiology, Johns Hopkins University, Baltimore, MD, USA (Prof M Woodward); Population Health Research Institute, Hamilton Health Sciences, McMaster University, Hamilton, ON, Canada (Prof K K Teo MD); College of Medicine, University of Florida, Gainesville, FL, USA (Prof C J Pepine MD); School of Public Health, University of Texas, Houston, TX, USA (Prof B R Davis MD); Department of Cardiology, University of Oslo, Ullevaal Hospital, Oslo, Norway (Prof S Kjeldsen MD); Department of Medical Sciences, Clinical Epidemiology, Uppsala University, Uppsala, Sweden (Prof J Sundström MD)

Research in context

Evidence before this study

We searched PubMed, MEDLINE, The Cochrane Central Register of Controlled Trials, and ClinicalTrials.gov from Jan 1, 1966, to Sept 1, 2019, without language restrictions, for randomised controlled trials and meta-analyses investigating blood pressure lowering treatment. We searched MEDLINE using and expanding on the MeSH terms for “hypertension”, “blood pressure”, and “antihypertensive agents” including possible variations thereof and relevant antihypertensive drug classes. Our search identified 100 trials eligible for inclusion in the Blood Pressure Treatment Trialists’ Collaboration. Of the trials and meta-analyses that reported cancer outcomes, no consistent associations were identified between any antihypertensive drug class and cancer risk.

Added value of this study

In this meta-analysis of individual patient-level data from 33 randomised controlled trials, to our knowledge, the one with the largest sample size to date, we found no compelling evidence that the use of any antihypertensive drug class had a significant effect on the risk of cancer when compared with placebo. Furthermore, we found no consistent evidence that

the use of any antihypertensive drug class had a material effect on the risk of developing breast, colon, lung, prostate, or skin cancer. We found no association between risk estimates and longer durations of treatment (up to 4 years on average). The effect also did not vary across groups stratified by age, sex, body-mass index, smoking status, or previous antihypertensive use at baseline.

Implications of all the available evidence

Our study addresses a gap in the evidence for the safety of antihypertensive medication. Together with the established benefits of antihypertensive medication for the prevention of cardiovascular disease, our study provides evidence against antihypertensive treatment being associated with increased cancer risk. These findings are reassuring for patients and clinicians using these drugs and should encourage an improvement in adherence to antihypertensive medications. However, evidence for some cancer types was insufficient to entirely rule out the possibility of some excess risk, in particular, after a duration of treatment longer than that considered in our study.

Correspondence to:
Prof Kazem Rahimi, Nuffield
Department of Women’s and
Reproductive Health, University
of Oxford, Oxford OX1 2BQ, UK
kazem.rahimi@wrh.ox.ac.uk

See Online for appendix

findings from existing meta-analyses based on summary statistics are limited by the study design, because such methods could not account for competing risks. Additionally, these analyses could not assess the timing of cancer events, since events occurring shortly after treatment initiation are unlikely to be causally linked to treatment since it is biologically plausible that a latency period exists between exposure to the medication and cancer occurrence.

The Blood Pressure Lowering Treatment Trialists’ Collaboration (BPLTTC) is a collaboration of the principal investigators of major global clinical trials of pharmacological blood pressure lowering treatment, coordinated by the University of Oxford (Oxford, UK). The collaboration provides the most extensive individual patient-level dataset of blood pressure lowering trials currently available worldwide. Using the BPLTTC database, we aimed to investigate class-specific effects of antihypertensive drugs on the outcomes of cancer, cancer deaths, and site-specific cancers.

Methods

Study governance and data source

For this meta-analysis of individual participant-level data, we used the BPLTTC database,^{13,14} which currently has access to individual participant data from randomised controlled trials identified as described in the search strategy and selection criteria section and the study protocol.^{13,14} The study protocol was approved by the Steering Committee and Collaborators before the data was released for analysis and is available in the appendix

(pp 29–39). Ethical approval for the current study was obtained from the Oxford Tropical Research Ethics Committee (OxTREC Reference 545–14).

Search strategy and selection criteria

The search strategy and primary criteria for inclusion in the BPLTTC have been published previously¹⁴ and are reported in the appendix (pp 2–4). Briefly, we searched PubMed, MEDLINE, The Cochrane Central Register of Controlled Trials, and ClinicalTrials.gov for randomised controlled trials investigating pharmacological blood pressure lowering treatments published between Jan 1, 1966, and Sept 1, 2019. We searched MEDLINE using and expanding on the MeSH terms for “hypertension”, “blood pressure”, and “antihypertensive agents”, including possible variations thereof and relevant antihypertensive drug classes, without language restrictions. The full search strategy for MEDLINE is included in the appendix (p 10). Eligible trials for this study were randomised controlled trials comparing one blood pressure lowering drug class with a placebo, inactive control, or other blood pressure lowering drug. We also required that trials had at least 1000 participant years of follow-up in each treatment group and reported individual participant data on cancer events and timing of diagnosis during follow-up. We excluded trials that did not provide cancer event information.

Data extraction

Two investigators (DC, MN) independently screened titles and abstracts for eligibility and any conflicts were

resolved through discussion with a third investigator (KR). Individual participant data were requested from all eligible trials (full list of variables requested is reported in the appendix [pp 11–12]). Some trials included in the collaboration had previously reported numbers of cancer events, whereas others had not published this information previously. Analyses were confined to studies that compared one main drug class with a control group (or groups) and studies that compared more versus less intensive treatment regimens without a specific drug class group were excluded. All participants from eligible trials were included in the analysis. We used the Revised Cochrane risk-of-bias tool¹⁵ to assess the risk of bias of individual trials.

We extracted individual participant data for baseline characteristics (appendix pp 11–12) and follow-up blood pressure measurements, cancer events, and cancer deaths.

Outcomes

The primary outcome was any cancer event, defined as the first occurrence of any cancer diagnosed after randomisation. Cancer events in the trials were reported using Classification of Diseases codes and Medical Dictionary for Regulatory Activities classifications. These cancer events include those prespecified as outcomes and those reported as adverse events in each trial. Secondary outcomes were deaths with cancer as the underlying cause and site-specific cancers. The site-specific cancers analysed included common cancers and subtypes that have previously been reported to be associated with blood pressure lowering treatment, comprising of breast, colorectal, lung, prostate, and skin cancers.^{5–10,16} We describe the source of these outcomes for each trial, and whether or not these outcomes have been adjudicated by an endpoint committee on the basis of certain criteria, in the appendix (pp 13–17).

Data analysis

Characteristics of the participants included in each drug class comparison at baseline were described using summary statistics. All analyses were time-to-event analyses done using Cox proportional hazards models, stratified by trial, and were based on the intention-to-treat principle. In some trials, the exact dates of cancer diagnosis were not recorded in the trial database. In the absence of exact dates, the date of cancer diagnosis was approximated using the closest date to diagnosis on the basis of the date the cancer was first reported in the study or the date of death in participants for whom cancer had not been diagnosed or recorded before death with the underlying cause reported as cancer. Individuals were censored at date of death or last follow-up date. We used cause-specific fixed-effects Cox regression models for cancer events, with additional censoring for non-cancer deaths, to account for the competing risks. We fit cause-specific hazard models and Fine and Gray subdistribution

hazard models to account for competing risk of non-cancer death. The primary analyses were done using data from cause-specific models, because they are considered more appropriate for assessing the causes of an event than Fine and Gray models.¹⁷ Proportional hazard assumptions were tested by plotting log-log plots and by assessment of Schoenfeld residuals.

We examined the effects of each antihypertensive drug class using the one-stage individual participant data meta-analysis framework.^{18,19} In these prespecified analyses, the active group included participants who were randomly assigned to a specific antihypertensive drug class (ACEI, ARB, β blockers, calcium channel blockers, or thiazide diuretics) and the control group includes participants randomly assigned to all other comparator groups, including placebo, standard treatments, or other drug classes (or drug class combinations). Further details of treatment comparison groups are described in the appendix (pp 18–19). We estimated the heterogeneity of cancer risk effects across each of these comparisons using χ^2 tests. We also did a network meta-analysis to investigate the class-specific effects of antihypertensives compared with a placebo reference group.^{20–23} In this prespecified analysis, the effects of drug classes were analysed simultaneously by combining all available direct and indirect evidence across the network of studies.^{20–23} Placebo-controlled trials contributed directly to the hazard ratio (HR) estimates of each antihypertensive drug class on cancer risk, and all other trials contributed indirectly. We reported the proportion of direct evidence in each comparison. We used fixed-effect network meta-analysis models, and assessed inconsistency across treatment effects using Q statistics. We have presented network graphs of all pairwise treatment comparisons in the network (appendix p 5). We have also reported the results for each pairwise comparison, because the network meta-analysis estimated the treatment effect of each drug class compared with each other drug class. Network meta-analyses were not done for site-specific outcomes due to small numbers of events from placebo-controlled trials.

To assess any temporal variation in risk, we did a post-hoc analysis to estimate the HR for each drug class according to specific timepoints during follow-up, and tested for heterogeneity and linear trend in risk across the follow-up duration. In the time-stratified analysis, patients contributed to the time of exposure at each time period until they developed the outcome or were censored. For cancer and cancer death outcomes, we prespecified subgroup analyses of the stratified effects of antihypertensive drug classes by baseline age, sex, smoking status, and body-mass index (BMI). We also stratified analyses based on previous use of antihypertensive medication at baseline, to test the hypothesis that true harmful effects are masked by widespread use of non-randomised treatment before trial participation. Heterogeneity of treatment effect across drug classes and subgroups were assessed using χ^2 statistics. For the

analyses stratified by follow-up period and patient characteristics, and analyses investigating site-specific cancer outcomes, we have presented unadjusted p values for heterogeneity and adjusted p values for multiple comparisons calculated using the Bonferroni method. We did the following sensitivity analyses: competing risk analysis using Fine and Gray subdistribution models to determine whether bias was introduced into the analysis due to competing risks; two-stage meta-analysis combining estimates from individual trials using the fixed-effect inverse-variance weighting approach to ensure that the HRs from the two-stage approach were comparable with those from the one-stage approach; and a comparison of the effects of each antihypertensive drug class on any cancer between trials that explicitly excluded cancer patients at baseline, and therefore only reported incident events, and those that did not exclude cancer patients at baseline and consequently might have reported recurrent events (appendix p 3).

We reported HRs with corresponding 95% CIs for all analyses, calculated from time-to-event models, and

p values for all analyses of less than 0.05 were considered to indicate significance. All statistical analyses were done using R (version 3.3). This study is registered with PROSPERO (CRD42018099283).

Role of the funding source

The funder of the study had no role in study design, data collection, data analysis, data interpretation, or writing of the report.

Results

The systematic review identified 11 494 studies, from which 100 trials were considered potentially eligible for the BPLTTC studies. Individual patient data were obtained from 51 trials (appendix p 4). From these, 12 trials were excluded because data on cancer events during follow-up were unavailable (ie, only 39 reported on cancer outcomes). A further six trials were excluded because they did not include a drug class comparison group, therefore 33 trials²⁴⁻⁷⁴ including 260 447 individuals had cancer outcome data available and included a drug

	Drug class comparison*					All trials
	ACEI vs other ^{24-28,30-32,35-37,45, 46,49,50,54,55,57,62-65,70}	ARB vs other ^{29,38,39,44,53,54, 58-60,62,63,68-70,73-74}	β blocker vs other ^{24,25,33, 34,44,47,48,58,59}	Calcium channel blockers vs other ^{24-28,30,31,33-43,47,48,54,56, 57,60, 61,66,67,70,71,73,74}	Thiazide vs other ^{30-32,40,41,44,51,52,61}	
Trials	15	11	5	19	6	33
Participants	118 574	99 711	35 169	150 745	58 185	260 447
Women	44 301 (37%)	37 941 (38%)	12 589 (36%)	69 399 (46%)	27 927 (48%)	106 453 (41%)
Men	74 271 (63%)	61 769 (62%)	22 578 (64%)	81 344 (54%)	30 261 (52%)	154 489 (59%)
Participant age, years	66 (60-72)	67 (60-73)	64 (57-70)	66 (60-73)	68 (62-73)	66 (60-72)
Participant age at baseline, years						
<65	50 864/118 569 (43%)	41 441/99 673 (42%)	19 152/35 169 (54%)	65 720/150 731 (44%)	20 108/58 185 (35%)	112 373/260 393 (43%)
≥65	67 685/118 569 (57%)	58 232/99 673 (58%)	16 015/35 169 (46%)	85 009/150 731 (56%)	38 080/58 185 (65%)	148 517/260 393 (57%)
Ethnicity						
White	70 174/104 648 (67%)	63 770/97 377 (65%)	29 154/34 073 (86%)	84 752/138 435 (61%)	25 962/55 781 (47%)	145 853/221 293 (66%)
African American	15 799/104 648 (15%)	2746/97 377 (3%)	2096/34 073 (6%)	20 037/138 435 (14%)	13 686/55 781 (25%)	22 312/221 293 (10%)
Hispanic	9684/104 648 (9%)	4091/97 377 (4%)	116/34 073 (<1%)	16 376/138 435 (12%)	6690/55 781 (12%)	21 000/221 293 (9%)
Asian	9472/104 648 (9%)	23877/97 377 (25%)	3610/34 073 (11%)	17 096/138 435 (12%)	9443/55 781 (17%)	32 493/221 293 (15%)
Other	613/104 648 (1%)	2873/97 377 (3%)	195/34 073 (1%)	755/138 435 (1%)	NA	3440/221 293 (2%)
Pre-treatment systolic blood pressure, mm Hg	147 (21)	149 (20)	166 (17)	155 (20)	151 (17)	151 (21)
Pre-treatment diastolic blood pressure, mm Hg	84 (11)	86 (12)	95 (10)	88 (11)	86 (10)	86 (11)
Trial duration, years	4.5 (4.0-5.1)	4.4 (3.1-4.9)	5.0 (4.5-5.8)	4.0 (2.8-5.2)	4.5 (3.7-5.5)	4.3 (3.0-5.0)
Previously on blood pressure lowering medication	78 018/93 064 (83%)	77 061/95 008 (81%)	25 546/34 073 (75%)	79 058/97 810 (81%)	46 265/54 054 (86%)	167 195/210 978 (79%)
Current smoker	19 519/118 413 (16%)	16 378/99 567 (16%)	9273/35 150 (26%)	30 739/150 463 (20%)	11 132/58 185 (19%)	47 199/260 269 (18%)
BMI, kg/m ²	28 (5)	28 (5)	28 (5)	28 (5)	28 (6)	28 (5)
<25	29 830/117 465 (25%)	31 800/99 340 (32%)	8949/35 033 (25%)	30 568/111 786 (27%)	15 871/57 435 (28%)	62 862/221 135 (28%)
25-30	51 059/117 465 (43%)	41 924/99 340 (42%)	15 845/35 033 (45%)	46 248/111 786 (41%)	22 390/57 435 (39%)	95 361/221 135 (43%)
≥30	37 040/117 465 (31%)	25 616/99 340 (26%)	10 237/35 033 (29%)	34 967/111 786 (31%)	19 172/57 435 (33%)	63 409/221 135 (29%)

Data are n, n (%), median (IQR), n/N (%), or mean (SD). ACEI=angiotensin-converting enzyme inhibitors. ARB=angiotensin II receptor blockers. NA=not available. BMI=body-mass index. The number of studies cited exceeds the total number of trials included in the meta-analysis because multiple references have been cited for some trials. Some percentages do not sum to 100 due to rounding. *Drug class comparison groups are not mutually exclusive; some trials contribute data to more than one drug class (appendix pp 18-19).

Table: Characteristics of trials and participants

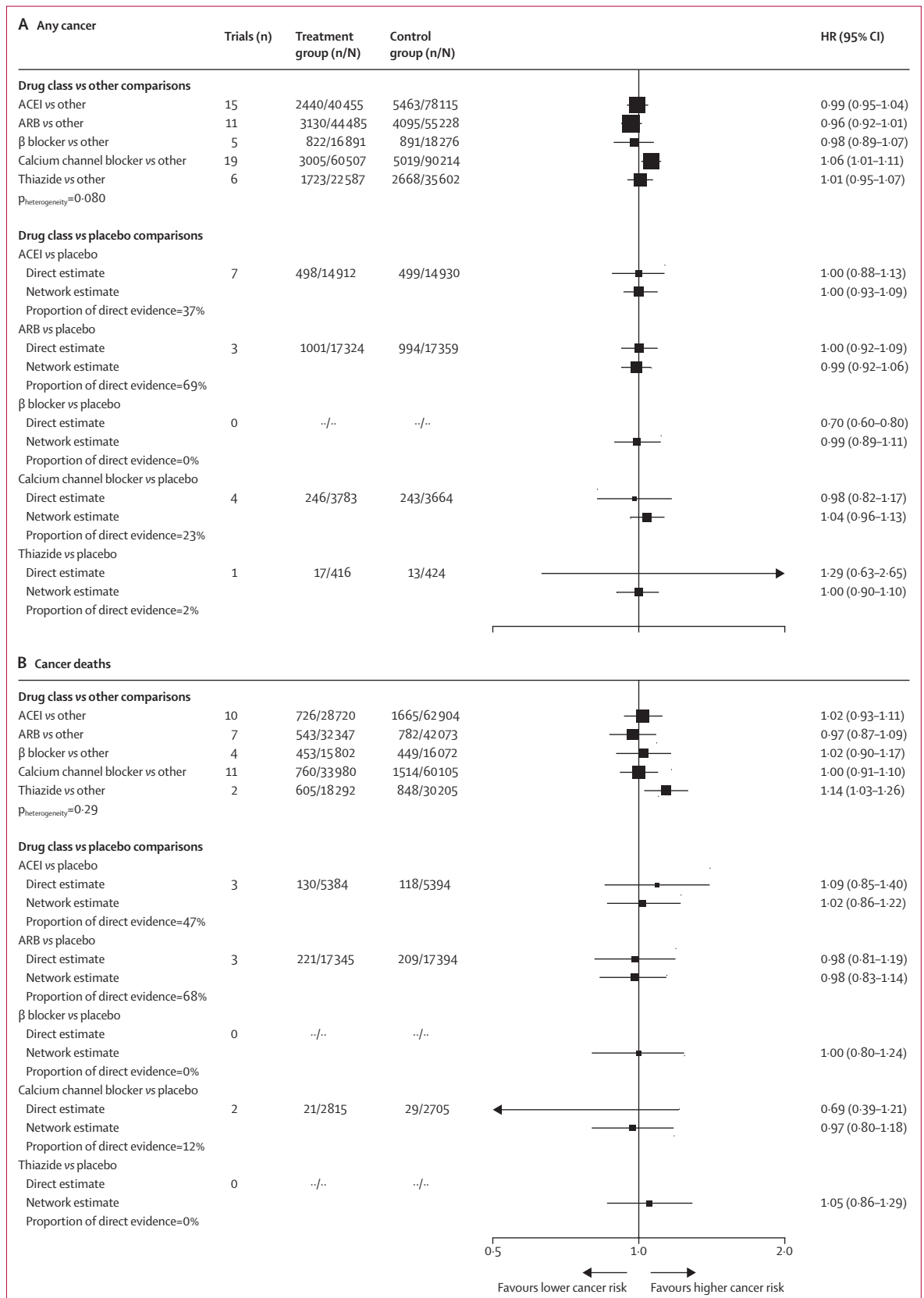


Figure 1: Effects of antihypertensive drug classes on risk of any cancer (A) and cancer death (B)
 Estimates based on individual participant-level data meta-analysis and network meta-analysis. n/N=number of participants. HR=hazard ratio. ACEI=angiotensin-converting enzyme inhibitors. ARB=angiotensin II receptor blockers. NA=not available.

class comparison group, and thus met the inclusion criteria (table). Of the 33 trials included in the analysis, 16 (48%) trials that contributed to 11833 (79%) of 15012 cancer events had previously reported on cancer risk or had been included in aggregate meta-analyses of randomised controlled trials.^{4,11,12} 3251 (21%) cancer events from 12 trials included were published for the first time in this study. 11 trials explicitly excluded patients with cancer at baseline (2525 [17%] events; appendix pp 13–17). Cancer was a prespecified safety outcome in 13 trials that contributed 10119 (67%) events (appendix p 13–17). In the remaining 20 trials (4965 [33%] events), cancer was identified routinely as part of adverse event reporting. In 13 trials (6663 [44%] of 15012 events), an endpoint committee adjudicated cancer events (appendix pp 13–17). The risk of bias assessment indicated that 29 trials were at low risk of bias, and four trials had some risk of bias (appendix p 20).

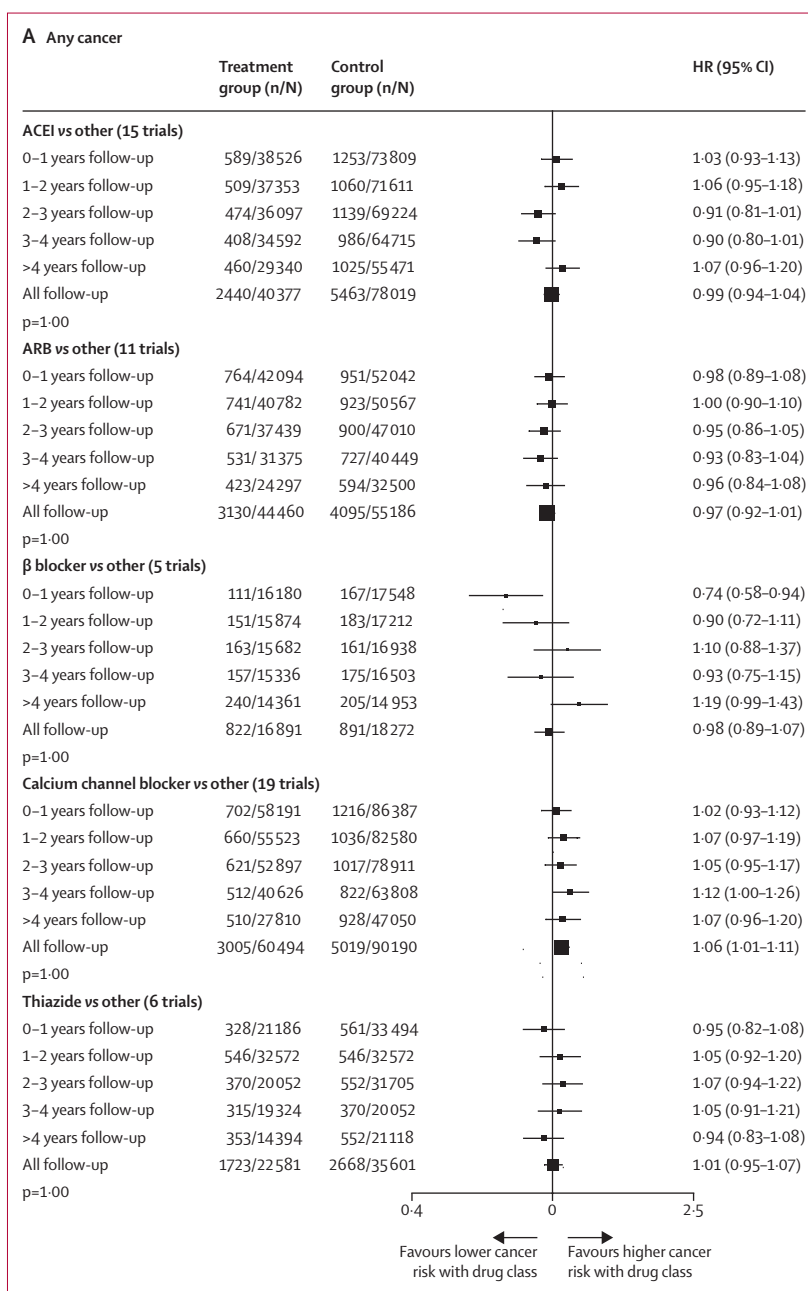
15 trials (118 574 participants) included an ACEI drug class comparison; 11 trials (99711 participants) included ARBs; five trials (35 169 participants) included β blockers; 19 trials (150745 participants) included calcium channel blockers; and six trials (58185 participants) included thiazides (table). The drug class comparisons were not mutually exclusive, since some trials contributed data to more than one comparison. For the network meta-analysis comparing drug classes against placebo, individual participant data for total cancer events was available for 72812 participants from 13 placebo-controlled trials: seven included an ACEI treatment group, three included an ARB group, four included a calcium channel blocker group, and one included a thiazide diuretic group. Individual participant data for cancer death was available for 51038 participants included in eight placebo-controlled trials: three included ACEIs, three included ARBs, and two included calcium channel blockers. No placebo-controlled trials were identified that included a β blockers comparison group. Eight trials included more than two treatment groups: six trials included three intervention groups and two trials included four treatment groups (appendix pp 13–19).

The median age of participants across all trials was 66 years (IQR 60–72). Additional participant characteristics stratified by drug class comparison are presented in the table. Details of participant characteristics for individual trials are included in the appendix (p 21).

After a median of 4.2 years (IQR 3.0–5.0) of follow-up, 15012 participants were diagnosed with cancer across all 33 trials. We found no evidence of an association between antihypertensive drugs and any cancer when assessing all comparison groups (hazard ratio [HR] 0.99 [95% CI 0.95–1.04] for ACEIs; 0.96 [0.92–1.01] for ARBs; 0.98 [0.89–1.07] for β blockers; 1.01 [0.95–1.07] for thiazides), with the exception of calcium channel blockers (1.06 [1.01–1.11]; figure 1A). We also did not find an increased risk of cancer with use of any hypertensive drug in the network analysis using placebo as a comparator

(HR 1.00 [95% CI 0.93–1.09] for ACEIs; 0.99 [0.92–1.06] for ARBs; 0.99 [0.89–1.11] for β blockers; 1.04 [0.96–1.13] for calcium channel blockers; 1.00 [0.90–1.10] for thiazides). In the one-stage meta-analysis, no evidence of effect modification by drug class was identified ($p_{\text{heterogeneity}}=0.080$). In the network meta-analysis, no direct evidence of an effect was observed for any of the drug classes (figure 1A; appendix p 5).

In the one-stage meta-analyses comparing each drug class against all other comparators, no association was identified between antihypertensive treatments and



(Figure 2 continues on next page)

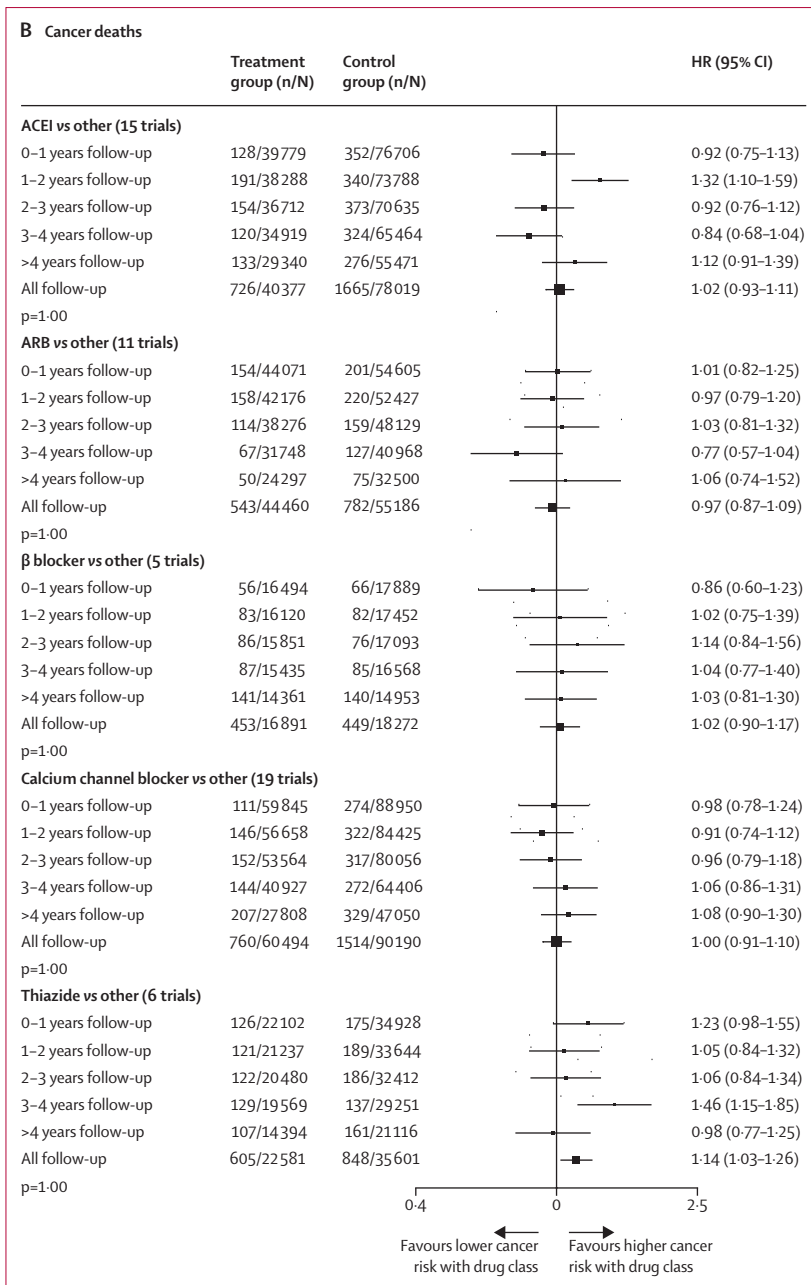


Figure 2: Effects of antihypertensive drug classes on risk of any cancer (A) and cancer death (B), stratified by follow-up duration

p values are for linear trend and heterogeneity adjusted for multiple testing. n/N=number of events/number of participants. HR=hazard ratio. ACEI=angiotensin-converting enzyme inhibitors. ARB=angiotensin II receptor blockers.

cancer deaths, with the exception of thiazide diuretics, which were associated with an increased risk of death caused by cancer (figure 1B). In the network meta-analysis comparing each drug class against placebo, we found no associations between antihypertensive treatments and risk of cancer death. Across all associations, the network meta-analysis estimates were similar to the individual participant data meta-analysis estimates, with the

exception of the effect of thiazide diuretics on the outcome of cancer death (figure 1B). Since no data were available on cancer death outcomes for any placebo-controlled trials with a thiazide diuretic drug class comparison, the network estimate was based entirely on indirect evidence from trials that included a thiazide diuretic group (two trials) or a placebo group, but not both.

In a post-hoc analysis, we also found no pattern of increasing or decreasing risk for any cancer or cancer death over time associated with any antihypertensive drug class (figure 2). Although there was some evidence of heterogeneity in treatment effect across different time periods for any cancer with ACEIs ($p_{\text{heterogeneity}}=0.004$), calcium channel blockers ($p_{\text{heterogeneity}}<0.0001$), and thiazides ($p_{\text{heterogeneity}}<0.0001$), and for cancer death with calcium channel blockers ($p_{\text{heterogeneity}}=0.06$) and thiazides ($p_{\text{heterogeneity}}<0.001$), there was no indication that the risk increased consistently over time (figure 2). In prespecified subgroup analyses, we found no evidence for variation in treatment effects across different age groups, sex, BMI categories, smoking status, or previous use of anti-hypertensive drugs (all $p_{\text{heterogeneity}}>0.10$; appendix pp 6–8). The direct and network estimates from all pairwise comparisons of individual drug classes and placebo are presented in the appendix (p 22). We found no evidence for inconsistency in treatment effects across the network for any cancer or cancer death outcomes ($p=0.60$ for any cancer; $p=0.88$ for cancer death).

We examined the effects of antihypertensive drug classes on risks of breast, colorectal, lung, prostate, and skin cancer compared with all other comparators (figure 3). Across all drug classes and site-specific cancers, we found no evidence of any associations, with the exception of calcium channel blockers which were associated with increased risk of prostate and skin cancers. The excess risks for calcium channel blockers on prostate and skin cancers were driven by the comparison of calcium channel blockers compared with ARBs (data not shown). We also examined these effects according to duration of follow-up and found no consistent temporal pattern in the risks for all drug classes (all $p=1.00$; data not shown).

In the two-stage meta-analysis, the HRs were comparable in magnitude with the results of the one-stage meta-analysis (appendix p 9). We also found that the subdistribution HRs from the Fine and Gray models were comparable to the cause-specific HRs, thus there was no sign of bias due to competing risks (data not shown). In the sensitivity analysis comparing the effects of antihypertensive drug classes on any cancer between trials that explicitly excluded cancer patients at baseline and those that did not, no significant heterogeneity in treatment effects was identified for any drug class compared with all other comparators ($p_{\text{heterogeneity}}=0.99$ for ACEIs; $p_{\text{heterogeneity}}=0.78$ for ARBs; $p_{\text{heterogeneity}}=0.55$ for β blockers; $p_{\text{heterogeneity}}=0.40$ for calcium channel blockers; $p_{\text{heterogeneity}}=0.17$ for thiazides; appendix p 23).

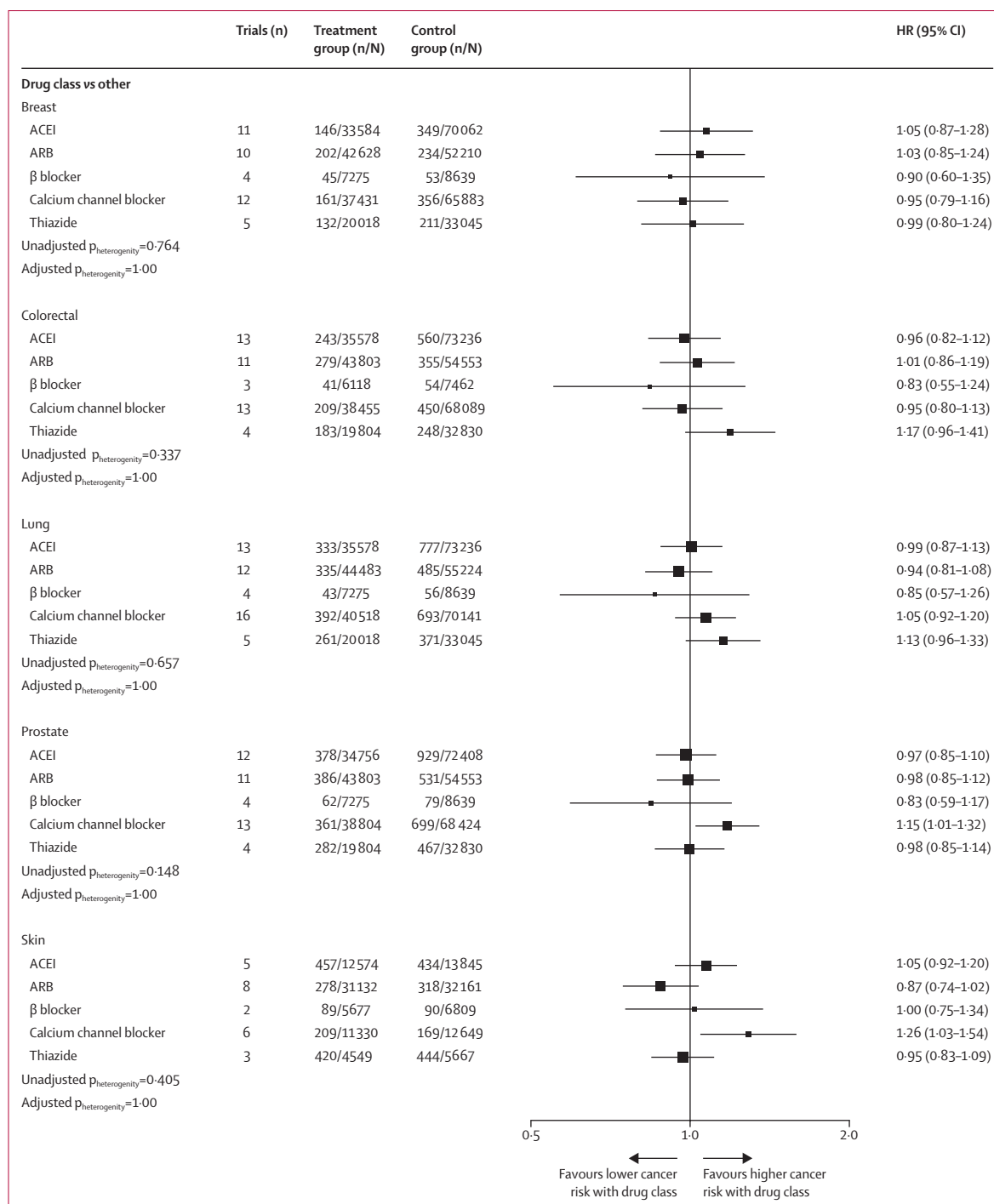


Figure 3: Effects of antihypertensive drug classes on risk of site-specific cancers

Unadjusted p values for heterogeneity and p values adjusted for multiple comparisons are presented. n/N=number of events/number of participants. HR=hazard ratio. ACEI=angiotensin-converting enzyme inhibitors. ARB=angiotensin II receptor blockers.

Discussion

In this study, we found no consistent evidence that the use of antihypertensive medication overall increased the risk of any cancer or cancer death. We also found

no strong evidence that the use of any particular antihypertensive drug class had a consistent effect on the risk of developing breast, colon, lung, prostate, or skin cancer. These findings were further corroborated in the

network meta-analyses based on the direct and indirect comparisons of drug classes with placebo, and in the time-stratified analyses, which showed no evidence of increasing or decreasing effects over time. However, the excess risks identified for calcium channel blockers on any cancer, prostate cancer, and skin cancer and for thiazide diuretics on cancer death in some analyses requires further investigation in clinical trials with a larger number of events, particularly for placebo-controlled comparisons.

Although several observational studies have previously reported an association between cancer risk and increased blood pressure or its treatment,^{5,6,7,16,75,76} evidence based on randomised data is scarce, and meta-analyses of randomised evidence are mainly based on analysis of published summary statistics.^{4,11,12} Such study designs cannot account for competing risks, or investigate cancer events across different durations of follow-up. Little evidence is available from meta-analyses of published findings from randomised controlled trials on the effects on site-specific cancers because it is unlikely that a single trial would have sufficient statistical power to report these effects. Due to the large number of trials included in the BPLTTC database with individual participant data available, our study also addresses the paucity of evidence on antihypertensive drug use and cancer risk among important patient subgroups, and found no significant variation in the effects on any cancer across groups defined by age, sex, BMI, smoking status, or previous antihypertensive use with any antihypertensive drug class, indicating that any cancer-related adverse effects were unlikely to have been masked by widespread use of non-randomised treatment before trial participation.

Several hypotheses have been posited linking the pathways of specific drug classes to cancer, independently of changes in blood pressure.^{9,10} There has been a concern around the potential association between thiazide diuretics and skin cancer risk due to the photosensitising properties of thiazides and harmful effects identified in several observational studies;⁷ however, our findings do not support an association between the use of thiazides and skin cancers. Other studies have also suggested that blockade of the renin-angiotensin system by ACEIs and ARBs might have a protective effect against a broad range of cancer types,⁷ including lung, breast, and prostate cancers,⁷⁸ by affecting cell proliferation, angiogenesis, and apoptosis.⁷⁹ However, we found no significant associations between any of these drug classes and risk of any cancers. Our findings suggesting a potential increased risk of any, prostate, or skin cancers with use of calcium channel blockers and cancer death with thiazides were unexpected considering that no compelling evidence exists with regard to plausible mechanisms that would affect carcinogenesis in these parts of the body with use of these drugs.^{75,80} However, our detailed analyses and the absence of plausible mechanisms suggest that calcium channel blockers or thiazides are unlikely to cause such cancers.

Comparison of a single drug class against all other groups is limited by uncertainty regarding whether the apparent excess risk is a true effect of the intervention or a reflection of a potentially beneficial effect of the drug class in the comparison group (which by chance will differ for different classes). In the case of thiazide diuretics, a larger number of trials providing cancer death data is required to investigate this association further, since only two trials contributed data to this analysis. In the case of calcium channel blockers, the excess risks identified were primarily driven by the comparison of calcium channel blockers against ARBs, which in turn seems to have been driven by data from a single trial (VALUE^{73,74}). Although no significant heterogeneity was identified across trials with a calcium channel blocker comparison in two-stage meta-analysis, the VALUE trial (calcium channel blocker vs ARB comparison), was an important driver of the excess risk for calcium channel blockers compared with all other comparators in the main analysis. To address this issue, we compared individual drug classes with placebo. Because of the relatively small number of placebo-controlled trials available for most drug classes, we did individual participant data network meta-analyses to estimate these effects. The results showed no evidence of any effects of drug classes on cancer risk when compared with placebo. This finding, together with the time-stratified analyses results, and the absence of heterogeneity in treatment effects across drug classes provide evidence against any class-specific effects on the risk of developing cancer. Consequently, it is possible that any variation around the null could be due to chance. However, these detailed and robust analyses have inadequate power to detect a statistical difference, particularly for site-specific cancers.

A key strength of this study was the use of individual participant data from the largest dataset of randomised controlled trials of antihypertensive drug treatments available to date, to our knowledge. Previously, a large meta-analysis of randomised controlled trials investigated the risk of cancer associated with antihypertensive treatment, but it was based on aggregate data¹² and one study that analysed individual participant-level data only included 28787 participants with 1823 cancer events.⁴ The number of participants included in our meta-analysis was nearly ten times higher and the number of cancer events was more than 13 000 higher than that included in the previous meta-analysis based on individual participant-level data, enabling a more detailed analysis to be done than previously possible. Another important strength of this study was that we had access to unpublished cancer event data collected during follow-up, and additional information from most trials on cancer subtypes, date of diagnosis, and information on multiple diagnoses in individual participants. Since we had access to time-to-event data, we were able to assess any trend in cancer risk over time, an analysis that has not been possible previously using randomised data.

This analysis allowed us to account for the latency period between exposure to the antihypertensive drug and occurrence of cancer, since events diagnosed early during follow-up are less likely to be linked to the study medication. The results of this analysis suggested that there was no increased risk of cancer with continued treatment during the follow-up period. Thus, our study provides the most compelling evidence to date for the safety of antihypertensive drugs with respect to cancer and cancer subtypes that we have considered.

A limitation of this study was that we did not have access to individual participant data for all trials that were eligible for inclusion in the BPLTTC database. Therefore, although we had access to a larger number of cancer events from randomly assigned participants than did previous studies, some analyses involving cancer mortality or site-specific cancer outcomes were based on relatively small numbers of events, resulting in greater uncertainty around the risk estimates. For the same reason, our pre-defined protocol excluded analyses of uncommon cancer sites. The source of cancer outcomes varied across trials. Some trials reported prespecified cancer outcomes whereas others captured cancer events through routine adverse event reporting, and less than half of the trials adjudicated cancer events. However, previous evidence^{81,82} has suggested that adjudication of common outcomes does not have an impact on relative treatment effects because any misclassification is expected to be consistent across treatment groups. Because of the paucity of data on baseline cancer history, we were unable to determine whether all cancer outcomes were incident events. However, our sensitivity analysis, stratified by explicit exclusion of cancer patients at baseline, suggested that there were no differences in the relative treatment effects in trials that excluded cancer patients compared with those that did not. Investigators across many trials were also allowed to prescribe additional non-study antihypertensive treatments to participants whose blood pressure had not been controlled sufficiently with the study drug. In cases where the treatment and control groups were systemically prescribed different classes of drugs (either by design or chance), this could lead to the underestimation of each drug class effect on the outcomes. Another potential limitation was that class-specific categorisation of antihypertensive medication might have diluted the effects of individual drugs that act via different biological pathways. Additionally, our study was based on a median follow-up duration of 4 years, which might not be sufficient for some cancers to develop. Hence, it would be prudent for future trials to continue collecting outcomes, including cancer, long after the trial has ended to allow the investigation of off-target effects of antihypertensive drugs. In our analyses stratified by follow-up duration, we found no evidence of an increasing risk with more years of exposure to the treatment; however, studies with longer durations might be necessary to rule out any association with long-term antihypertensive use.

Our study has addressed an ongoing controversy about the safety of blood pressure lowering medication with respect to cancer risk, using the largest sample of individual-level randomised evidence on blood pressure lowering treatment to date, to our knowledge. In our detailed analyses, we found no evidence that the use of antihypertensive medication has any substantial effect on cancer risk, although we could not rule out potential class-specific effects for calcium channel blockers and thiazide diuretics. This finding was consistent across patients with a wide range of baseline characteristics, therefore our study addresses a gap in the evidence for the safety of antihypertensive medication. It is estimated that between 30% and 50% of individuals have poor adherence to these drugs, partly because of concerns around the harmful effects that long-term use of antihypertensive medications might cause.^{2,3} The main implication of our study is that patients using antihypertensive medication should continue to take their medications because concerns about increased cancer risk seem to be unfounded.

Contributors

KR and DC acquired the funding for the study. EC, DC, and KR were responsible for the study concept and design and data curation. EC, DC, RR, JS, MW, and KR were responsible for the methods and formal analysis. EC, DC, RR, MN, ZB, MW, JC, KKT, CJP, BRD, JS, SK, and KR did the data analysis and interpreted the data. EC was responsible for data visualisation and drafted the original manuscript, which was reviewed and edited by the remaining members of the working group. All authors had full access to all the data in the study, and EC, DC, and KR verified the data. The corresponding author had the final responsibility to submit for publication.

Declaration of interests

MW reports personal fees from Amgen, Kyowa Kirin, and Freeline, outside the submitted work. JS reports ownership in companies providing services to Itrim, Amgen, Janssen, Novo Nordisk, Eli Lilly, Boehringer, Bayer, Pfizer, and AstraZeneca outside the submitted work. MN reports grants from the British Heart Foundation outside the submitted work. DC reports grants from the British Heart Foundation, during the conduct of the study. KR reports grants from the British Heart Foundation, UK Research and Innovation Global Challenges Research Fund, Oxford Martin School, and National Institute for Health Research Oxford Biomedical Research Centre, during the conduct of the study; and personal fees from BMJ Heart and PLOS Medicine, outside the submitted work. SK reports lecture honoraria from Merck GbA and Sanofi, and study committee honoraria from Takeda. JC reports grants from National Health and Medical Research Council of Australia, outside the submitted work. EC, ZB, RR, KKT, CJP, and BRD declare no competing interests.

Data sharing

The BPLTTC is governed by the University of Oxford's policies on research integrity and codes of practice and follows the university's policy on the management of research data and records. Scientific activities based on the BPLTTC dataset are overseen by the BPLTTC Steering Committee. All data shared with the BPLTTC will be considered confidential and will not be provided to any third party. Requests for data should be made directly to the data custodians of individual trials.

Acknowledgments

This study was funded by the British Heart Foundation (PG/18/65/33872 and FS/19/36/34346), the National Institute for Health Research (NIHR) Oxford Biomedical Research Centre, and the Oxford Martin School. The views expressed in this Article are those of the authors and not necessarily those of the National Health Service, NIHR, or the UK Department of Health and Social Care. This manuscript was prepared using ACCORD, ALLHAT, PEACE, and SHEP research materials

obtained from the National Heart, Lung and Blood Institute Biologic Specimen and Data Repository Information Coordinating Centre and does not necessarily reflect the opinions or views of ACCORD, ALLHAT, PEACE and SHEP, or the NHLBI. The AASK trial was done by AASK Investigators and supported by the National Institute of Diabetes and Digestive and Kidney Diseases (NIDDK). The data reported here were supplied by the NIDDK Central Repositories. This manuscript was not prepared in collaboration with investigators of the AASK trial and does not necessarily reflect the opinions or views of AASK, the NIDDK Central Repositories, or the NIDDK. We acknowledge original depositors of the Australian National Blood Pressure Study data and the Australian Data Archive, and declare that the individuals who did the original analysis and collection of the data have no responsibility for the further analysis or interpretation of the data published in this study.

References

- Turnbull F, Neal B, Algert C, et al. Effects of different blood-pressure-lowering regimens on major cardiovascular events: results of prospectively-designed overviews of randomised trials. *Lancet* 2003; **362**: 1527–35.
- Marshall IJ, Wolfe CDA, McKeivitt C. Lay perspectives on hypertension and drug adherence: systematic review of qualitative research. *BMJ* 2012; **345**: e3953.
- Gascón JJ, Sánchez-Ortuño M, Llor B, Skidmore D, Saturno PJ. Why hypertensive patients do not comply with the treatment: results from a qualitative study. *Fam Pract* 2004; **21**: 125–30.
- Sipahi I, Debanne SM, Rowland DY, Simon DI, Fang JC. Angiotensin-receptor blockade and risk of cancer: meta-analysis of randomised controlled trials. *Lancet Oncol* 2010; **11**: 627–36.
- Shin D, Lee ES, Kim J, Guerra L, Naik D, Prida X. Association between the use of thiazide diuretics and the risk of skin cancers: a meta-analysis of observational studies. *J Clin Med Res* 2019; **11**: 247–55.
- Tang H, Fu S, Zhai S, Song Y, Asgari MM, Han J. Use of antihypertensive drugs and risk of keratinocyte carcinoma: a meta-analysis of observational studies. *Pharmacoepidemiol Drug Saf* 2018; **27**: 279–88.
- Gandini S, Palli D, Spadola G, et al. Anti-hypertensive drugs and skin cancer risk: a review of the literature and meta-analysis. *Crit Rev Oncol Hematol* 2018; **122**: 1–9.
- Seretis A, Cividini S, Markozannes G, et al. Association between blood pressure and risk of cancer development: a systematic review and meta-analysis of observational studies. *Sci Rep* 2019; **9**: 8565.
- Link WT, De Felice A. An FDA overview of rodent carcinogenicity studies of angiotensin II AT-1 receptor blockers: pulmonary adenomas and carcinomas. *Regul Toxicol Pharmacol* 2014; **70**: 555–63.
- Kreutz R, Algharably EAH, Douros A. Reviewing the effects of thiazide and thiazide-like diuretics as photosensitizing drugs on the risk of skin cancer. *J Hypertens* 2019; **37**: 1950–58.
- ARB Trialists Collaboration. Effects of telmisartan, irbesartan, valsartan, candesartan, and losartan on cancers in 15 trials enrolling 138,769 individuals. *J Hypertens* 2011; **29**: 623–35.
- Bangalore S, Kumar S, Kjeldsen SE, et al. Antihypertensive drugs and risk of cancer: network meta-analyses and trial sequential analyses of 324,168 participants from randomised trials. *Lancet Oncol* 2011; **12**: 65–82.
- Canoy D, Copland E, Nazarzadeh M, et al. Effects of antihypertensive drug treatment on blood pressure reduction in long-term clinical trials: an individual patient-level data meta-analysis involving 352,744 participants from large-scale 51 randomised controlled trials. *medRxiv* 2021; published online Feb 23. <https://doi.org/10.1101/2021.02.19.21252066> (preprint).
- Rahimi K, Canoy D, Nazarzadeh M, et al. Investigating the stratified efficacy and safety of pharmacological blood pressure-lowering: an overall protocol for individual patient-level data meta-analyses of over 300 000 randomised participants in the new phase of the Blood Pressure Lowering Treatment Trialists' Collaboration (BPLITC). *BMJ Open* 2019; **9**: e028698.
- Sterne JAC, Savovic J, Page MJ, et al. RoB 2: a revised tool for assessing risk of bias in randomised trials. *BMJ* 2019; **366**: l4898.
- Ni H, Rui Q, Zhu X, Yu Z, Gao R, Liu H. Antihypertensive drug use and breast cancer risk: a meta-analysis of observational studies. *Oncotarget* 2017; **8**: 62545–60.
- Austin PC, Lee DS, Fine JP. Introduction to the analysis of survival data in the presence of competing risks. *Circulation* 2016; **133**: 601–09.
- Debray TPA, Moons KGM, van Valkenhoef G, et al. Get real in individual participant data (IPD) meta-analysis: a review of the methodology. *Res Synth Methods* 2015; **6**: 293–309.
- Legha A, Riley RD, Ensor J, Snell KIE, Morris TP, Burke DL. Individual participant data meta-analysis of continuous outcomes: a comparison of approaches for specifying and estimating one-stage models. *Stat Med* 2018; **37**: 4404–20.
- Caldwell DM, Ades AE, Higgins JPT. Simultaneous comparison of multiple treatments: combining direct and indirect evidence. *BMJ* 2005; **331**: 897–900.
- Debray TP, Schuit E, Efthimiou O, et al. An overview of methods for network meta-analysis using individual participant data: when do benefits arise? *Stat Methods Med Res* 2018; **27**: 1351–64.
- Freeman SC, Carpenter JR. Bayesian one-step IPD network meta-analysis of time-to-event data using Royston-Parma models. *Res Synth Methods* 2017; **8**: 451–64.
- Lumley T. Network meta-analysis for indirect treatment comparisons. *Stat Med* 2002; **21**: 2313–24.
- Wright JT Jr, Bakris G, Greene T, et al. Effect of blood pressure lowering and antihypertensive drug class on progression of hypertensive kidney disease: results from the AASK trial. *JAMA* 2002; **288**: 2421–31.
- Gassman JJ, Greene T, Wright JT Jr, et al. Design and statistical aspects of the African American Study of Kidney Disease and Hypertension (AASK). *J Am Soc Nephrol* 2003; **14** (suppl 2): S154–65.
- Estacio RO, Schrier RW. Antihypertensive therapy in type 2 diabetes: implications of the appropriate blood pressure control in diabetes (ABCD) trial. *Am J Cardiol* 1998; **82**: 9R–14R.
- Estacio RO, Savage S, Nagel NJ, Schrier RW. Baseline characteristics of participants in the appropriate blood pressure control in diabetes trial. *Control Clin Trials* 1996; **17**: 242–57.
- Estacio RO, Jeffers BW, Hiatt WR, Biggerstaff SL, Gifford N, Schrier RW. The effect of nisoldipine as compared with enalapril on cardiovascular outcomes in patients with non-insulin-dependent diabetes and hypertension. *N Engl J Med* 1998; **338**: 645–52.
- Yusuf S, Healey JS, Pogue J, et al. Irbesartan in patients with atrial fibrillation. *N Engl J Med* 2011; **364**: 928–38.
- Davis BR, Cutler JA, Gordon DJ, et al. Rationale and design for the antihypertensive and lipid lowering treatment to prevent heart attack trial (ALLHAT). *Am J Hypertens* 1996; **9**: 342–60.
- ALLHAT Officers and Coordinators for the ALLHAT Collaborative Research Group. The Antihypertensive and Lipid-Lowering Treatment to Prevent Heart Attack Trial. Major outcomes in high-risk hypertensive patients randomized to angiotensin-converting enzyme inhibitor or calcium channel blocker vs diuretic: the Antihypertensive and Lipid-Lowering Treatment to Prevent Heart Attack Trial (ALLHAT). *JAMA* 2002; **288**: 2981–97.
- Wing LM, Reid CM, Ryan P, et al. A comparison of outcomes with angiotensin-converting-enzyme inhibitors and diuretics for hypertension in the elderly. *N Engl J Med* 2003; **348**: 583–92.
- Sever PS, Dahlöf B, Poulter NR, et al. Rationale, design, methods and baseline demography of participants of the Anglo-Scandinavian Cardiac Outcomes Trial. ASCOT investigators. *J Hypertens* 2001; **19**: 1139–47.
- Dahlöf B, Sever PS, Poulter NR, et al. Prevention of cardiovascular events with an antihypertensive regimen of amlodipine adding perindopril as required versus atenolol adding bendroflumethiazide as required, in the Anglo-Scandinavian Cardiac Outcomes Trial-Blood Pressure Lowering Arm (ASCOT-BPLA): a multicentre randomised controlled trial. *Lancet* 2005; **366**: 895–906.
- BENEDICT Group. The BERgamo NEphrologic Diabetes Complications Trial (BENEDICT): design and baseline characteristics. *Control Clin Trials* 2003; **24**: 442–61.
- Ruggenenti P, Fassì A, Ilieva AP, et al. Preventing microalbuminuria in type 2 diabetes. *N Engl J Med* 2004; **351**: 1941–51.
- Nissen SE, Tuzcu EM, Libby P, et al. Effect of antihypertensive agents on cardiovascular events in patients with coronary disease and normal blood pressure: the CAMELOT study: a randomized controlled trial. *JAMA* 2004; **292**: 2217–25.

- 38 Ogihara T, Nakao K, Fukui T, et al. Effects of candesartan compared with amlodipine in hypertensive patients with high cardiovascular risks: candesartan antihypertensive survival evaluation in Japan trial. *Hypertension* 2008; **51**: 393–98.
- 39 Fukui T, Rahman M, Hayashi K, et al. Candesartan Antihypertensive Survival Evaluation in Japan (CASE-J) trial of cardiovascular events in high-risk hypertensive patients: rationale, design, and methods. *Hypertens Res* 2003; **26**: 979–90.
- 40 Ogihara T, Saruta T, Rakugi H, et al. Rationale, study design and implementation of the COLM study: the combination of OLMesartan and calcium channel blocker or diuretic in high-risk elderly hypertensive patients. *Hypertens Res* 2009; **32**: 163–67.
- 41 Ogihara T, Saruta T, Rakugi H, et al. Combinations of olmesartan and a calcium channel blocker or a diuretic in elderly hypertensive patients: a randomized, controlled trial. *J Hypertens* 2014; **32**: 2054–63.
- 42 Black HR, Elliott WJ, Neaton JD, et al. Rationale and design for the controlled OnSet Verapamil INvestigation of cardiovascular endpoints (CONVINCE) trial. *Control Clin Trials* 1998; **19**: 370–90.
- 43 Black HR, Elliott WJ, Grandits G, et al. Principal results of the Controlled OnSet Verapamil Investigation of Cardiovascular End Points (CONVINCE) trial. *JAMA* 2003; **289**: 2073–82.
- 44 Matsuzaki M, Ogihara T, Umemoto S, et al. Prevention of cardiovascular events with calcium channel blocker-based combination therapies in patients with hypertension: a randomized controlled trial. *J Hypertens* 2011; **29**: 1649–59.
- 45 Marre M, Lievre M, Chatellier G, Mann JFE, Passa P, Ménard J. Effects of low dose ramipril on cardiovascular and renal outcomes in patients with type 2 diabetes and raised excretion of urinary albumin: randomised, double blind, placebo controlled trial (the DIABHYCAR study). *BMJ* 2004; **328**: 495–99.
- 46 Lièvre M, Marre M, Chatellier G, et al. The non-insulin-dependent diabetes, hypertension, microalbuminuria or proteinuria, cardiovascular events, and ramipril (DIABHYCAR) study: design, organization, and patient recruitment. *Control Clin Trials* 2000; **21**: 383–96.
- 47 Bond G, Dal Palù C, Hansson L, et al. The E.L.S.A. trial: protocol of a randomized trial to explore the differential effect of antihypertensive drugs on atherosclerosis in hypertension. *J Cardiovasc Pharmacol* 1994; **23** (suppl 5): S85–87.
- 48 Zanchetti A, Bond MG, Hennig M, et al. Calcium antagonist lacidipine slows down progression of asymptomatic carotid atherosclerosis: principal results of the European Lacidipine Study on Atherosclerosis (ELSA), a randomized, double-blind, long-term trial. *Circulation* 2002; **106**: 2422–27.
- 49 Gomma AH, Fox KM. The EUROPA trial: design, baseline demography and status of the substudies. *Cardiovasc Drugs Ther* 2001; **15**: 169–79.
- 50 Fox KM, Bertrand M, Ferrari R, et al. Efficacy of perindopril in reduction of cardiovascular events among patients with stable coronary artery disease: randomised, double-blind, placebo-controlled, multicentre trial (the EUROPA study). *Lancet* 2003; **362**: 782–88.
- 51 European Working Party on High Blood Pressure in the Elderly (EWPHE). An international trial of antihypertensive therapy in elderly patients. Objectives, protocol and organization. *Arch Int Pharmacodyn Ther* 1985; **275**: 300–34.
- 52 Amery A, Birkenhäger W, Brixio P, et al. Mortality and morbidity results from the European Working Party on High Blood Pressure in the Elderly trial. *Lancet* 1985; **1**: 1349–54.
- 53 Kasanuki H, Hagiwara N, Hosoda S, et al. Angiotensin II receptor blocker-based vs. non-angiotensin II receptor blocker-based therapy in patients with angiographically documented coronary artery disease and hypertension: the Heart Institute of Japan Candesartan Randomized Trial for Evaluation in Coronary Artery Disease (HIJ-CREATE). *Eur Heart J* 2009; **30**: 1203–12.
- 54 Asayama K, Ohkubo T, Metoki H, et al. Cardiovascular outcomes in the first trial of antihypertensive therapy guided by self-measured home blood pressure. *Hypertens Res* 2012; **35**: 1102–10.
- 55 The Heart Outcomes Prevention Evaluation Study Investigators. Effect of ramipril on cardiovascular events in high-risk patients. *N Engl J Med* 2000; **342**: 145–53.
- 56 Pepine CJ, Handberg EM, Cooper-DeHoff RM, et al. A calcium antagonist vs a non-calcium antagonist hypertension treatment strategy for patients with coronary artery disease. The International Verapamil-Trandolapril Study (INVEST): a randomized controlled trial. *JAMA* 2003; **290**: 2805–16.
- 57 Yui Y, Sumiyoshi T, Kodama K, et al. Comparison of nifedipine retard with angiotensin converting enzyme inhibitors in Japanese hypertensive patients with coronary artery disease: the Japan Multicenter Investigation for Cardiovascular Diseases-B (JMIBC-B) randomized trial. *Hypertens Res* 2004; **27**: 181–91.
- 58 Dahlöf B, Devereux RB, Julius S, et al. Characteristics of 9194 patients with left ventricular hypertrophy: the LIFE study. Losartan Intervention For Endpoint Reduction in Hypertension. *Hypertension* 1998; **32**: 989–97.
- 59 Lindholm LH, Ibsen H, Dahlöf B, et al. Cardiovascular morbidity and mortality in patients with diabetes in the Losartan Intervention For Endpoint reduction in hypertension study (LIFE): a randomised trial against atenolol. *Lancet* 2002; **359**: 1004–10.
- 60 Schrader J, Lüders S, Kulschewski A, et al. Morbidity and Mortality After Stroke, Eprosartan Compared with Nitrendipine for Secondary Prevention: principal results of a prospective randomized controlled study (MOSES). *Stroke* 2005; **36**: 1218–26.
- 61 National Intervention Cooperative Study in Elderly Hypertensives Study Group. Randomized double-blind comparison of a calcium antagonist and a diuretic in elderly hypertensives. *Hypertension* 1999; **34**: 1129–33.
- 62 Teo K, Yusuf S, Sleight P, et al. Rationale, design, and baseline characteristics of 2 large, simple, randomized trials evaluating telmisartan, ramipril, and their combination in high-risk patients: the Ongoing Telmisartan Alone and in Combination with Ramipril Global Endpoint Trial/Telmisartan Randomized Assessment Study in ACE Intolerant Subjects with Cardiovascular Disease (ONTARGET/TRANSCEND) trials. *Am Heart J* 2004; **148**: 52–61.
- 63 Yusuf S, Teo KK, Pogue J, et al. Telmisartan, ramipril, or both in patients at high risk for vascular events. *N Engl J Med* 2008; **358**: 1547–59.
- 64 MacMahon S, Sharpe N, Gamble G, et al. Randomized, placebo-controlled trial of the angiotensin-converting enzyme inhibitor, ramipril, in patients with coronary or other occlusive arterial disease. PART-2 Collaborative Research Group. Prevention of Atherosclerosis with Ramipril. *J Am Coll Cardiol* 2000; **36**: 438–43.
- 65 Asselbergs FW, Diercks GFH, Hillege HL, et al. Effects of fosinopril and pravastatin on cardiovascular events in subjects with microalbuminuria. *Circulation* 2004; **110**: 2809–16.
- 66 Byington RP, Miller ME, Herrington D, et al. Rationale, design, and baseline characteristics of the Prospective Randomized Evaluation of the Vascular Effects of Norvasc Trial (PREVENT). *Am J Cardiol* 1997; **80**: 1087–90.
- 67 Pitt B, Byington RP, Furberg CD, et al. Effect of amlodipine on the progression of atherosclerosis and the occurrence of clinical events. *Circulation* 2000; **102**: 1503–10.
- 68 Yusuf S, Diener HC, Sacco RL, et al. Telmisartan to prevent recurrent stroke and cardiovascular events. *N Engl J Med* 2008; **359**: 1225–37.
- 69 Diener HC, Sacco R, Yusuf S. Rationale, design and baseline data of a randomized, double-blind, controlled trial comparing two antithrombotic regimens (a fixed-dose combination of extended-release dipyridamole plus ASA with clopidogrel) and telmisartan versus placebo in patients with strokes: the Prevention Regimen for Effectively Avoiding Second Strokes Trial (PRoFESS). *Cerebrovasc Dis* 2007; **23**: 368–80.
- 70 Hansson L, Lindholm LH, Ekblom T, et al. Randomised trial of old and new antihypertensive drugs in elderly patients: cardiovascular mortality and morbidity the Swedish Trial in Old Patients with Hypertension-2 study. *Lancet* 1999; **354**: 1751–56.
- 71 Staessen JA, Fagard R, Thijs L, et al. Randomised double-blind comparison of placebo and active treatment for older patients with isolated systolic hypertension. *Lancet* 1997; **350**: 757–64.
- 72 Yusuf S, Teo K, Anderson C, et al. Effects of the angiotensin-receptor blocker telmisartan on cardiovascular events in high-risk patients intolerant to angiotensin-converting enzyme inhibitors: a randomised controlled trial. *Lancet* 2008; **372**: 1174–83.
- 73 Mann J, Julius S. The Valsartan Antihypertensive Long-term Use Evaluation (VALUE) trial of cardiovascular events in hypertension. Rationale and design. *Blood Press* 1998; **7**: 176–83.
- 74 Julius S, Kjeldsen SE, Weber M, et al. Outcomes in hypertensive patients at high cardiovascular risk treated with regimens based on valsartan or amlodipine: the VALUE randomised trial. *Lancet* 2004; **363**: 2022–31.

- 75 Cao L, Zhang S, Jia CM, et al. Antihypertensive drugs use and the risk of prostate cancer: a meta-analysis of 21 observational studies. *BMC Urol* 2018; **18**: 17.
- 76 Tascilar K, Azoulay L, Dell'Aniello S, Bartels DB, Suissa S. The use of telmisartan and the incidence of cancer. *Am J Hypertens* 2016; **29**: 1358–65.
- 77 George AJ, Thomas WG, Hannan RD. The renin-angiotensin system and cancer: old dog, new tricks. *Nat Rev Cancer* 2010; **10**: 745–59.
- 78 Kosaka T, Miyajima A, Kikuchi E, et al. ETS-1 and hypoxia inducible factor-1 α induced by angiotensin II: novel new molecular targets of angiotensin II type-1 receptor blocker (ARB) as an angiogenic inhibitor. *J Urol* 2009; **181**: S261–62.
- 79 Pai PY, Hsieh VCR, Wang CB, et al. Long term antihypertensive drug use and prostate cancer risk: a 9-year population-based cohort analysis. *Int J Cardiol* 2015; **193**: 1–7.
- 80 Rosenberg L, Rao RS, Palmer JR, et al. Calcium channel blockers and the risk of cancer. *JAMA* 1998; **279**: 1000–04.
- 81 Rahimi K, Emberson J, McGale P, et al. Effect of statins on atrial fibrillation: collaborative meta-analysis of published and unpublished evidence from randomised controlled trials. *BMJ* 2011; **342**: d1250.
- 82 Pogue J, Walter SD, Yusuf S. Evaluating the benefit of event adjudication of cardiovascular outcomes in large simple RCTs. *Clin Trials* 2009; **6**: 239–51.