


Special Issue Article

What is the expected human childhood? Insights from evolutionary anthropology

Willem E. Frankenhuis^{1,2}  and Dorsa Amir^{3,4}

¹Department of Psychology, Utrecht University, Utrecht, the Netherlands, ²Max Planck Institute for the Study of Crime, Security and Law, Germany, ³Department of Psychology, Boston College, Chestnut Hill, USA and ⁴Department of Psychology, University of California, Berkeley, USA

Abstract

In psychological research, there are often assumptions about the conditions that children expect to encounter during their development. These assumptions shape prevailing ideas about the experiences that children are capable of adjusting to, and whether their responses are viewed as impairments or adaptations. Specifically, the expected childhood is often depicted as nurturing and safe, and characterized by high levels of caregiver investment. Here, we synthesize evidence from history, anthropology, and primatology to challenge this view. We integrate the findings of systematic reviews, meta-analyses, and cross-cultural investigations on three forms of threat (infanticide, violent conflict, and predation) and three forms of deprivation (social, cognitive, and nutritional) that children have faced throughout human evolution. Our results show that mean levels of threat and deprivation were higher than is typical in industrialized societies, and that our species has experienced much variation in the levels of these adversities across space and time. These conditions likely favored a high degree of phenotypic plasticity, or the ability to tailor development to different conditions. This body of evidence has implications for recognizing developmental adaptations to adversity, for cultural variation in responses to adverse experiences, and for definitions of adversity and deprivation as deviation from the expected human childhood.

Keywords: dimensions of adversity; expected childhood; human evolution; deprivation; threat

(Received 5 August 2021; revised 30 September 2021; accepted 12 October 2021; First Published online 20 December 2021)

1. Introduction

A common view in developmental and clinical psychology is that children have evolved in environments that were mainly safe and characterized by high levels of social, cognitive, and nutritional investment. For instance, models of toxic stress (Shonkoff et al., 2012) and allostatic load (Lupien et al., 2006; McEwen & Stellar, 1993) assume that the physiological mechanisms supporting responses to stress in humans become “dysregulated” by chronic adversity, because these systems have evolved to deal with fleeting dangers, not with chronic threat (Ellis & Del Giudice, 2014, 2019). In contrast, the threat-deprivation model of adversity does acknowledge that chronic threat was a recurrent feature in some societies across human evolution (Humphreys & Zeanah, 2015; McLaughlin & Sheridan, 2016; Sheridan & McLaughlin, 2014). However, this model assumes that chronic deprivation was rare, such that children do not have psychological mechanisms for effectively dealing with low levels of social, cognitive, and nutritional support.

Both models make assumptions about which experiences were, and were not, part of the *expected childhood environment*. The term “expected environment” (or expectable environment) has been widely used but not explicitly defined in past research. Here, we define it as the range of conditions that shaped our species’ evolved

developmental mechanisms. Although sometimes discussed in discrete terms in psychology – “Is this experience part of the expected environment or not?” – we instead characterize the expected environment as a distribution of environmental conditions that a species has experienced over evolutionary time, as typically done in biology (Frankenhuis et al., 2018; Frankenhuis & Walasek, 2020). The issue at stake is which types of fitness-relevant adversities have occurred with sufficient frequency across human evolution to have shaped the psychological mechanisms that influence development and behavior today.

Here, we challenge the assumption that the expected childhood was typically safe and supportive and argue that the prevailing views are skewed by an outsized focus on a thin slice of societies. Much of the research that informs developmental and clinical psychology is drawn from “WEIRD” populations – or those that are Western, Educated, Industrialized, Rich, and Democratic (Henrich et al., 2010) – which benefit from high levels of safety and material resources on average (Amir & McAuliffe, 2020; Arnett, 2008; Barrett, 2020; Henrich et al., 2010; Humphreys & Salo, 2020; Nielsen et al., 2017; Nisbett, 2003; Qu et al., 2021; Thalmayer et al., 2020). These populations also tend to be culturally similar (Muthukrishna et al., 2020), though clearly there are vast differences in the resources and lived experiences of different groups *within* WEIRD populations as well (e.g., marginalized vs. privileged groups) (Clancy & Davis, 2019). In addition to WEIRD populations being a poor representation of the global population, accounting for only 12% of contemporary humans (Henrich et al., 2010), they are also a poor representation of

Corresponding author: Willem E. Frankenhuis, email: w.e.frankenhuis@uu.nl.

Cite this article: Frankenhuis, W. E. and Amir, D. (2022). What is the expected human childhood? Insights from evolutionary anthropology. *Development and Psychopathology* 34: 473–497, <https://doi.org/10.1017/S0954579421001401>

Homo sapiens generally, as WEIRD populations are biased toward subsistence modes and social structures that did not exist for the majority of human history. This biased sampling can lead to an inaccurate and narrow view of the expected human childhood with culturally-tethered assumptions, such as parents' unconditional willingness and ability to provision heavily for their children.

Perspectives on the expected human childhood shape research agendas by informing hypotheses. Consider a scientist who assumes that a given negative experience (e.g., insensitive caregiving, exposure to violence) falls outside the *species-typical range*, the range of inputs that humans have evolved adaptations to deal with. This scientist might expect to see responses that follow from *experience-dependent plasticity* – that is, specific experiences resulting in gradual neurobiological changes that tend to be reversible based on later experience. Conversely, they may anticipate *dysregulation*, or an inability to mount a biologically adaptive response. However, they may be less likely to expect responses that follow from *experience-expectant plasticity* – that is, experiences at a specific developmental stage triggering major and rapid neurobiological changes that are difficult to reverse – as those responses are thought to occur only when dealing with species-typical conditions (Frankenhuus & Nettle, 2020a; Gabard-Durnam & McLaughlin, 2019; Greenough et al., 1987; Nelson & Gabard-Durnam, 2020). In other words, if a scientist assumes an adverse experience falls *outside* the species-typical range, they may anticipate either reversible change or dysregulation. If, however, they assume it falls *within* this range, they may expect either experience-expectant or experience-dependent plasticity¹ (McLaughlin & Gabard-Durnam, 2021). In short, judgments about whether or not an adverse experience falls within the species-typical range or not has consequences for our scientific understanding of adaptation and impairment as well as for specific research agendas. Therefore, the field needs an accurate portrait of the species-typical range to better inform our view of the expected human childhood.

In the sections that follow, we bring together evidence from history, anthropology, and primatology to argue that over evolutionary time, human infants and children have on average been exposed to higher levels of threat and (some forms of) deprivation than is typical in industrialized societies; and that because these levels were highly variable across time and space (Roser et al., 2019a; Stearns, 2006; Volk & Atkinson, 2008, 2013), natural selection has likely favored phenotypic plasticity, the ability to tailor development to different conditions.

Child-centeredness across societies

Before discussing adversity exposures, we note that societies vary in their degree of *child-centeredness* – or, the extent to which adults curate their environment to conform to the preferences of children. While caregivers in hunter-gatherer societies tend to respond quickly to children's needs, like nursing (Konner, 2016), they tend to be lower on child-centeredness, expecting children to accommodate and adapt to a more adult-centered lifeway (Rogoff, 2011). The degree of child-centeredness is generally high in many contemporary WEIRD societies, and this feature is likely to be an outlier in the distribution of societies in human history (Lancy, 2014, 2015); so much so, it might be a violation of the expected human childhood. This is clearly not to say that parents don't care for their children in non-WEIRD societies; that is patently false. In all

¹The term "expected" plasticity is arguably a misnomer, because this form of plasticity does not necessarily evolve in response to the "expected" environment. This has led to some confusion in previous work by one of us (Frankenhuus & Nettle, 2020a).

societies, children are cared for. Also, as small-scale societies are more susceptible to harsh and unpredictable environments, and as risks (e.g., pathogens) particularly affect children because of their immature immune systems, caregiving must be attuned to children's *needs* for them to have a decent chance at survival (Martin et al., 2020; Tronick et al., 1987). However, in small-scale societies, children's *preferences* may play a smaller role in shaping adult behavior than they do in WEIRD societies. For instance, children may be expected to adapt to the daily schedules of adult caregivers, as opposed to the other way around, and older children may be expected to take on more responsibilities, such as contributing to the household economy by participating in food production, household chores, and childcare (Blurton Jones et al., 1989; Crittenden et al., 2013; Lee & Kramer, 2002).

We are not arguing that behaviors such as extra attention to children's preferences are unnatural and therefore undesirable. That would be committing the naturalistic fallacy, or inferring "ought" from "is." Rather, we argue that discourse in developmental and clinical psychology can benefit from a greater incorporation of evidence from diverse fields when considering which types of experiences fall within the species-typical range.

We are not the first to recognize that the assumptions of many psychological theories do not generalize as widely as commonly assumed. This point has been repeatedly made in psychology journals (e.g., Keller et al., 2018; Rogoff et al., 2017; Sternberg, 2014), and has been the focus of work by evolutionary developmental psychologists (e.g., Barrett, 2020; Bjorklund & Ellis, 2014; Geary & Berch, 2016; House et al., 2013; Legare, 2019). Reaching out from the other side of the bridge, clinical psychologists have connected their work with that of biological anthropologists and evolutionary psychologists (e.g., Callaghan & Tottenham, 2016; Ganz, 2018; Richardson et al., 2019; Rifkin-Graboi et al., 2021; Tooley et al., 2021). Particularly relevant is a recent paper by Humphreys and Salo (2020), which argues that developmental and clinical psychologists need to empirically update their notions of the expected human childhood in a way that better aligns with the high and variable levels of adversity documented in the historical and cross-cultural record.

Outline

Here, we synthesize the main findings of systematic reviews, meta-analyses, and cross-cultural investigations, each of which have analyzed dimensions of adversity (e.g., infant mortality due to exposures to pathogens or violence), in humans or nonhuman primates, during a particular historical or contemporary time period. We focus on two broad dimensions of the early environment known to impact key developmental outcomes, *threat* and *deprivation*, as these dimensions are the central focus of the threat-deprivation model of adversity (Humphreys & Zeanah, 2015; McLaughlin & Sheridan, 2016; Sheridan & McLaughlin, 2014). We define *threat* as experiences involving the potential for harm imposed by other agents, and *deprivation* as low levels of social, cognitive, and nutritional inputs, all of which should be contextualized within the larger cultural expectations and norms they take place in (see section 6). In the harshness-unpredictability framework (Ellis et al., 2009), threat and deprivation are the primary causes of *harshness*, defined as age-specific rates of morbidity and mortality. This framework defines *unpredictability* as stochastic variation in harshness over space and time (Ellis et al., 2009).

Our analysis covers unpredictability in three main ways. First, we discuss the idea that high levels of climate variability in human

evolution lowered the correlation between nutritional conditions early and later in life, reducing the adaptive value of using the former to developmentally adapt to the latter (Nettle et al., 2013; Wells, 2007). Second, we discuss the fact that higher infant and child survival in recent history has reduced variance in the age at death, thus increasing predictability in mortality, though not necessarily the correlation between environmental conditions early and later in life (Young et al., 2020). Third, we discuss evidence suggesting that parent-child interactions may be less predictable, for instance due to less consistent parenting (Eltanamy et al., 2021; Mesman et al., 2016), when families live in extremely harsh conditions (e.g., high pathogen loads, famine, warfare) (Quinlan, 2007).

In section 2, we begin with a broad discussion of infant and child mortality across human history. In section 3, we examine the dimension of *threat* – acts of commission that inflict direct harm or violence – followed by a discussion of *deprivation* – acts of omission, such as restricting investment – in section 4². In section 5, we briefly address the ways in which threat and deprivation have been associated with each other during human evolution; that is, were children who were exposed to threat also more likely to be deprived and vice versa? Finally, in section 6, we discuss major developmental and clinical implications of our two main claims; (1) that the mean level of adversity for our species was higher than developmental and clinical psychologists often assume; and (2) that variation in adversity across societies and individuals, not uniformity, was common across human history (Figure 1). We argue that in response to such variation, natural selection has likely favored *phenotypic plasticity*, the ability to tailor development to different conditions, including harsh and unpredictable environments. This means that a given person can be highly plastic in response to the environment.

2. Infant and child mortality across human evolution

People often think of art or music as the greatest of human achievements, but this honor really belongs to the global reduction of infant and child mortality, and associated psychosocial adversities (e.g., bereavement), in recent history (Roser et al., 2019a; Stearns, 2006; Volk & Atkinson, 2008, 2013). In this section, we strive to make two points: (1) that mean infant and child mortality was higher in the past; and that (2) infant and child mortality were, and continue to be, variable across societies. Though there is substantial variation between geographical regions, and in some places infant and child mortality continue to be high, children's welfare, on average, has improved greatly in recent history.

A survey of small-scale and mainly recent historical societies suggests that prior to the advent of agriculture, more than a quarter of infants did not survive their first year of life, and nearly half did

²Threat (section 3) and deprivation (section 4) can be distinguished based on whether the actions involved are acts of commission (e.g., inflicting direct harm or violence) and acts of omission (e.g., insufficient nursing, early weaning, limiting protection against pathogens or predators) (Humphreys & Zeanah, 2015). Acts of commission are a form of threat; that is, experiences involving the potential for harm imposed by other agents. Acts of omission are a form of deprivation; that is, low levels of social, cognitive, and nutritional inputs. Empirical research shows that threat and deprivation (e.g., abuse vs. neglect) may shape mental abilities in different ways (Colich et al., 2020; Humphreys & Zeanah, 2015; McLaughlin et al., 2019; Sheridan & McLaughlin, 2014; Sumner et al., 2019), across a range of countries (Salhi et al., 2021). However, although the line between threat and deprivation is clear-cut in some cases, it is murky in others. For instance, in some cultures infanticide may occur by leaving an infant behind in the wilderness (e.g., bush, jungle, or forest), where it will not survive by itself. Is this an act of commission or omission? Nonetheless, neglect appears to be more common in the cross-cultural record than deliberate killing, even if the end result is frequently the same (Korbin, 1987).

not survive to puberty (Volk & Atkinson, 2008, 2013; for surveys focusing on small-scale societies, see Gurven & Kaplan, 2007; Hewlett, 1991; Walker et al., 2006). Many others suffered morbidity, that is disability and damage, caused by environmental hazards. To compare: infant and child mortality rates are less than 1% in WEIRD societies (Human Mortality Database, 2008; Roser et al., 2019a). In 2017, global infant and child mortality rates were 2.9% and 4.6%, respectively, with the highest contemporary child mortality rates in Sub-Saharan Africa – where in some countries 10% of children never reach their 5th birthday – and the lowest in Iceland, below 0.3% (Roser et al., 2019a). In societies where gains have been made in recent history, these have often been attributed to agriculture and economic growth that resulted in improved nutrition, housing, infrastructure, hygiene, the advent of public health, and technological and medical advances. However, while global mean rates of infant and child mortality have declined over time, there is and long has been substantial variation in mortality rates across societies (Human Mortality Database, 2008; Roser et al., 2019a). Thus, it is not only the case that our conception of mortality rates is skewed by the affluent West, but also that these patterns are different from the majority of human experience until very recently.

It would be one-sided to sketch a portrait of human history that only emphasizes adversity. Human societies are better characterized as diverse (Barrett, 2021; Singh & Glowacki, 2021), and throughout history, many societies were highly cooperative, egalitarian, and practiced extensive alloparenting, with children learning valuable skills and knowledge in mixed-age peer groups (Kelly, 2013; Meehan & Crittenden, 2016; Lew-Levy et al., 2017). Our goal is therefore to synthesize a nuanced portrait of childhood throughout human history, particularly one that can accommodate variation across cultures and ecologies (Barnard, 2004; Humphreys & Salo, 2020; Page & French, 2020).

We begin this section by describing how infant and child mortality rates have historically varied, and continue to vary, by subsistence mode. Then, we discuss two facts that have promoted the evolution of childhood adaptations to stress. First, the force of natural selection declines with age. That is, the extent to which traits affect lifetime reproductive success is stronger earlier relative to later in life. Second, infants and children have been able to exert some degree of influence over their survival via their own behavior and by influencing their caregivers (e.g., evocative effects of temperament). This background sets the stage for discussing threat, deprivation, and their associations, in sections 3–5.

The demographic transition

Prior to the advent of crop and animal domestication in some regions of the world during the Neolithic Revolution – as early as 13,000 years ago – the predominant mode of subsistence for *Homo sapiens* was centered on hunting and gathering (Weisdorf, 2005). As *Homo sapiens* has existed for about 200,000 years, this means that for roughly 95% of our species' history, children were typically born into hunter-gatherer societies (van Schaik, 2016). More generally, the genus *Homo*, which stretches back 2 million years to *Homo habilis*, also relied on foraging as the primary (but not the only) subsistence strategy, suggesting that this lifeway has deep evolutionary roots.

In hunter-gatherer societies, life expectancy tends to be lower than in contemporary, industrialized societies. This difference in life expectancy, however, is not driven much by adult mortality. For instance, in contemporary hunter-gatherer and forager-

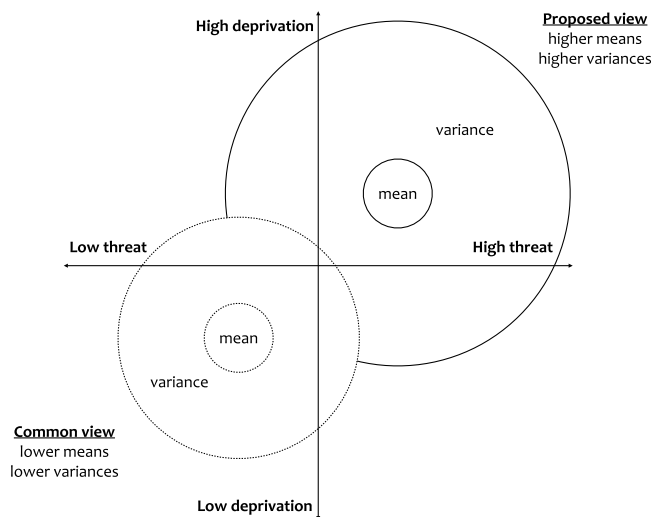


Figure 1. The expected human childhood. A common view in developmental and clinical psychology is that the expected human childhood was low in threat and deprivation (dotted circles). The proposed view is that the expected human childhood was characterized by higher mean levels of threat and nutritional deprivation and higher levels of variance in these adversities across individuals (solid circles). This view focuses less on “normative development” and more on phenotypic plasticity, the ability to tailor development to different conditions, including harsh and unpredictable environments. This figure was inspired by figure 1 in Sheridan and McLaughlin (2014), and by figure 1 in McLaughlin and Sheridan (2016).

horticulturalist populations, the human mortality hazard curve is typically *U*-shaped, with high mortality hazards early and late in life (Gurven & Kaplan, 2007; Hill et al., 2007; Walker et al., 2006). The per-year survival odds for adults are high: once an individual has reached the age of 15, the mode in adulthood is approximately 72 years, with a range of 68–78 years of age (Gurven & Kaplan, 2007). Note that life expectancy at age 15 will be lower than the mode, because the distribution around the mode is not symmetrical; there are more deaths to the left of the mode than to the right (Walker et al., 2006). Though estimates of prehistoric humans are more uncertain, the predicted longevity of *H. habilis* is 52–56 years and that of *H. erectus* 60–63 years (Charnov & Berrigan, 1993; Hammer & Foley, 1996; see also Page & French, 2020). Thus, the difference in life expectancy between past and present societies seems to be mainly driven by mortality in early life.

Contemporary hunter-gatherer societies are characterized by high birth and high death rates. These features overlap with the central features of what is sometimes described as Stage 1 of the Demographic Transition, typically observed among hunter-gatherer or nonindustrial societies (Figure 2). The Demographic Transition Model (Thompson, 1929) is a descriptive model of the demographic shift from high birth and mortality rates to low birth and mortality rates in response to industrialization and accompanying changes, such as advances in technology, education, and economic development. In Stage 1, populations exhibit both high birth and death rates, leading to roughly stable or slowly increasing population sizes. In Stage 2, death rates begin to fall rapidly but birth rates remain high, leading to rapid increases in population size. In Stage 3, birth rates also begin to fall, leading to a slower increase in population size which culminates in a falling, then more stable population size in Stage 4, where both birth and death rates remain low. In Stage 5, there may be a slight increase in birth rates, leading to small increases in population size.

The main point illustrated in Figure 2 is that the demographic shifts in Stages 2–5 have occurred in the last 5% of our species’ history. Thus, we can assume that the other 95% of that time was spent in environments that more closely resembled the features of Stage 1; environments which, as noted earlier, were highly variable.

We can gain additional insight by viewing demographic data through an evolutionary lens (Kaplan & Lancaster, 2000; Mace, 2000; Sear, 2015, 2021). A primary engine of evolution – defined as change in the genetic composition of a population over time – is natural selection, defined as the differential reproductive success of inherited variations (Buss, 1999). The currency of natural selection is *inclusive fitness*, or the number of offspring an individual produces throughout their life (lifetime reproductive success), plus the effect they have on the reproduction of relatives (indirect fitness), who are more likely to share their genes. Under pressure from selection, traits or adaptations that help an organism improve their reproductive success are favored and thus propagate in a population. If an organism dies before reproducing, their genes are less represented in the next generation and are at a disadvantage. Over time, this process results in physiological and behavioral adaptations with the capacity to effectively respond to the species-typical range of environmental inputs.

The force of selection declines with age

In line with demographic research, we distinguish between *infant mortality rate*, the likelihood of dying prior to age 1, and *child mortality rate*, the cumulative probability of dying prior to approximate sexual maturity at age 15 (Volk & Atkinson, 2013). As the latter mortality rate subsumes the former, these two rates are not exclusive. Nonetheless, this distinction is useful because the causes of mortality might differ for infants and children. In the contemporary United States, infants are more likely to die from abuse and neglect than older children are. For instance, in 2019, infants younger than 1 year old died from abuse and neglect at more than 3 times the rate (22.94 per 100,000 children) of children who were 1 year old (6.87 per 100,000 children), and this difference only increases for older age groups (U.S. Department of Health & Human Services, 2021, see p. 55).

Knowledge about causes of death informs our expectations about which adaptations may have been favored by natural selection at different developmental stages. The age at maturity provides a logical cutoff, because natural selection acts differently before and after this age. More specifically, the force of selection is uniform before the age at maturity and declines exponentially after this age: steeply in early adulthood, and less steeply in old age (Caswell, 2007; Charlesworth, 2000; Hamilton, 1966; Jones, 2009), even if it rarely reaches zero (Pavard & Coste, 2021). In other words, traits affect lifetime reproductive success substantially more before the age at maturity, and less so at later ages, when organisms have used some of their reproductive potential and have less of it to spare. The significance of this fact for human evolution, which is characterized by high infant and child mortality, cannot be overstated: we should expect strong selection for childhood adaptations to potentially stressful conditions, that is, mechanisms that enable infants and children to deal with harsh and unpredictable environments as well as possible, under the constraints posed by such environments.

At this point, we wish to prevent four potential misunderstandings. First, the fact that responses to chronic stress may entail costs to survival and reproduction later in life (e.g., allostatic load), does not mean they are not adaptive. What matters for natural selection

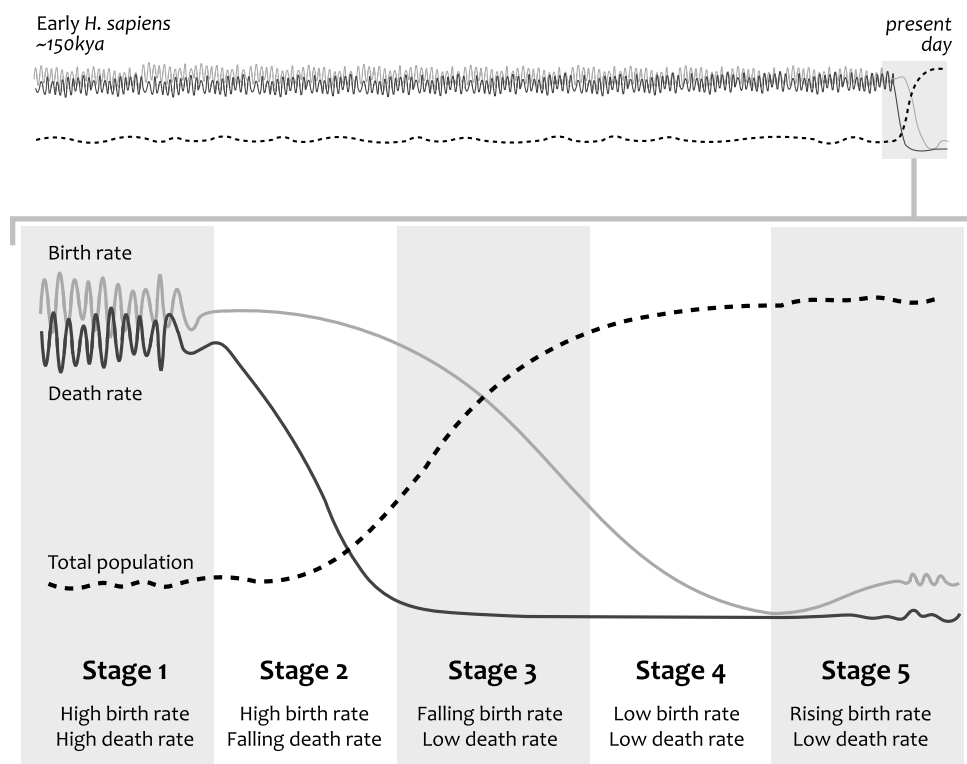


Figure 2. The demographic transition. An illustration of general trends in birth rates, death rates, and total population size (top) across the evolutionary history of *Homo sapiens*, and a zoom-in (bottom) across more recent demographic transitions. Lines depict qualitative patterns, not empirical data. A significant degree of variation and noise is also expected in all of these rates, but is not illustrated here. This figure was inspired by Roser et al. (2019b).

is whether these responses increase (or decrease) lifetime reproductive success. In many cases they will, because the force of selection is much stronger earlier than later in life. Second, the fact that adaptations for dealing with adversity exist does not mean that people living in harsh and unpredictable conditions attain the same levels of survival and reproductive success as people living in safe and supportive conditions; people are merely making the best of a difficult situation. Third, if people have evolved adaptations for dealing with adversity, this by no means implies that infants' and children's survival and well-being does not increase with higher levels of caregiver investment; in fact, it often does (see section 4). Children in all but the most dire circumstances depend on receiving high levels of care, even if caregiving looks very different across different societies. Fourth, as already noted, if people have evolved to "expect" certain forms and variation in levels of adversity and are able to developmentally adjust to them (within the species-typical range), this by no means implies that we should reduce efforts to eradicate adversity. Our bodies have adaptations for responding to cancer (e.g., the immune system eliminates cancer cells on a regular basis), but cancer is harmful to survival and well-being, and therefore, we should reduce carcinogens. In the same way that biologists and medical doctors acknowledge the existence of adaptations for responding to cancer, psychologists should acknowledge the existence of adaptations for responding to adversity. Such adversity has always been with us; it is no stranger.

Children's influence on their own survival

Natural selection could only favor childhood adaptations to stress if responses to early adversity affected survival or reproduction. In this subsection, therefore, we describe some (but not all) of adaptive responses to early adversity, including ways in which infants and children have been able to influence their own chances of survival.

The main cause of infant and child mortality during human evolution is thought to be gastrointestinal or respiratory disease (70%–80% of deaths) (Volk, 2011; see also Lancy, 2015; Volk & Atkinson, 2013). Disease remains the primary modern cause of infant death, especially in countries with high mortality rates (Bryce et al., 2005; Volk & Atkinson, 2013), and is more likely to co-occur with low protein and/or caloric intake (McDade, 2003; Urlacher et al., 2018). Before the demographic transition, there was much more variability in mortality rates due to the periodic effects of infectious disease (e.g., cholera, smallpox, measles), potentially favoring the evolution of phenotypic plasticity. Improved nutrition, better living conditions, and public health interventions smoothed mortality variability (Gonzaga et al., 2018; Omran, 1983; Wilmoth & Horiuchi, 1999). In human history, the probability of death has decreased at younger ages and become concentrated (or compressed) at old ages. This "mortality compression" (Stallard, 2016) implies that a narrower range of outcomes (reaching old age) has become more likely, thus increasing predictability in mortality. However, mortality compression does not imply that the correlation between environmental conditions early and later in life has also changed. At least in principle, early adversity might predict lower life expectancy as much, more, or less in populations before compared with after the demographic transition. So, mortality compression implies that the age at death has become more predictable in one component (variability) but not necessarily in another (cue reliability) (for a discussion of components of unpredictability, see Young et al., 2020).

Infants and children are not helpless in the face of disease threat; they have some ability to influence their exposures and responses to pathogens. They might influence their exposures, for instance, by modifying their behavior in ways that reduce risk of ingesting pathogens (e.g., reducing exploration when near likely sources of pathogens, such as rotten meat, as adults do; Curtis et al., 2011; Tybur & Lieberman, 2016; Tybur et al., 2013; though see Rottman, 2014). Infants and children might also influence their

responses to pathogens by changing their allocation of internal energetic resources. For instance, they can allocate more energy to immune function, if exposed to high levels of pathogens, thus increasing their chances of survival in pathogen-rich environments (Blackwell et al., 2010; Garcia et al., 2020; McDade, 2003; McDade et al., 2016; McDade et al., 2008; Urlacher et al., 2018).

The amount and quality of caregiving infants and children receive has a major impact on their survival (Lancy, 2015; Quinlan, 2007; Volk & Atkinson, 2013). Caregivers influence children's risk of morbidity (i.e., age-specific rates of damage) and mortality (i.e., age-specific rates of death) in many ways. Two primary ways of influencing children's wellbeing is by providing nutrition and protection. Nutrition is a basic resource for life (which young children cannot produce) and which affects physical growth, in addition to children's capacity to mount successful immune responses to pathogens. Protection takes a variety of forms, including carrying, which is widespread in contemporary human societies and likely has been throughout our evolutionary history, and which in some ecologies serves to reduce exposures to pathogens and predation (Lozoff & Brittenham, 1979; Tracer, 2002a, 2002b). For instance, among the Au and Gnao forager-horticulturalists in Papua New Guinea, mothers carry young infants a large portion of the time, in part to protect them from the pathogenic environment. As they get older, mothers carry their children less and less, gradually exposing them to antigens and pathogens in the environment, and enabling the incremental development of immunocompetence (Tracer & Wyckoff, 2020).

Caregiver investment tends to be lower in harsh environments with high *extrinsic* risk, meaning morbidity and mortality caused by factors that individuals, be they infants, children, or caregivers, cannot control (Ellis et al., 2009; Quinlan, 2007). From an evolutionary perspective, extrinsic risk creates diminishing returns to parental effort (Quinlan, 2007). A landmark cross-cultural study of several dozen mostly nonindustrial societies with various subsistence modes suggests that when infant and child mortality results from famine or warfare, mothers tend to invest less in their offspring (Quinlan, 2007). However, the relation between pathogen risk and maternal investment is shaped like an inverted-U: maternal investment increases in environments with low to moderate levels of pathogens, and then decreases from moderate to high levels (Quinlan, 2007). Quinlan (2007) speculates this might be because in environments where pathogen stress is low, infants and children need little protection; where it is high, they cannot be protected; and where it is moderate, caregiver investment pays off the most. Consistent with this pattern of higher parental investment at moderate levels of adversity, a recent meta-synthesis of qualitative studies found that during times of war, parenting practices were harsher, more hostile, less inconsistent, and less warm in extremely dangerous settings and warmer and more protective when only living under threat (Eltanamy et al., 2021). A meta-analysis of quantitative studies, however, found a linear pattern with small effect sizes: parents who had more exposure to war were harsher ($r = .12$) and less warm ($r = -.02$) toward their children (note: this meta-analysis coded hostility under harshness and did not measure inconsistency; Eltanamy et al., 2021).

Infants' and children's ability to influence their mortality risk depends largely (if not primarily) on their ability to influence investment by caregivers. Empirical research shows that parental investment generally improves infant and child survival (Volk & Atkinson, 2013). There are many specific ways, through appearance and behavior, in which infants and children might influence the quality and amount of investment they receive; for instance, by

having neotenous (cute) features, following gaze, attending to facial expressions, and responding contingently (Hrdy, 2016). Functionally, such behaviors may convey information about the child's health status.³ Additionally, children can influence their own survival through independent foraging and caloric provisioning. Indeed, research suggests that hunter-gatherer children participate in foraging and hunting from an early age, and are able to furnish a significant number of calories by middle childhood (Blurton Jones et al., 1989; Crittenden et al., 2013).

Throughout human history and in a variety of cultures, caregivers applied a triage, investing more in offspring judged to be more likely to survive and become productive members of the family, who will be able to pay back the investment made in them (Lancy, 2014, 2015; Volk & Atkinson, 2013). This is called the *Banker's Paradox*: only loan money to people who need it the least, because they are most likely to repay (Tooby & Cosmides, 1996). However, whether a given caregiver follows the Banker's Paradox may depend on parental condition. For instance, studies in the United States suggest that whereas parents with low resources invest more in low-risk than high-risk children, parents with higher resources invest more in high-risk than low-risk children (Beaulieu & Bugental, 2008; Bugental et al., 2010). In general, across human history caregivers had multiple social roles and faced competing demands, with demands increasing in times of resource stress (e.g., famine) and chronic danger (e.g., war); parents could not always prioritize each child equally. In some cases, children were able to extract more resources from their caregivers via behaviors deemed "undesirable" in developmental and clinical psychology (e.g., "acting out"). For instance, de Vries (1984, 1987b) found in the Masai that calmer babies received fewer resources than more temperamental babies, resulting in higher survival rates for more temperamental babies during a famine. In this case, it seems the squeaky wheel gets the grease.

3. Threat

In this section, we explore how *threat* – experiences involving the potential for harm imposed by other agents – may have shaped human development. We focus on three primary threats to children throughout human evolution: infanticide, violent conflict with noncaregivers, and predation. Infanticide is widely studied in primatology and anthropology, but receives less attention in developmental and clinical psychology, which focus on living children. We discuss infanticide for three reasons. First, infanticide appears to account for a nontrivial percentage of infant deaths in human history, so it should be included in a characterization of the expected human childhood. Second, the psychological mechanisms that infants and children use to survive and thrive in contemporary societies – for instance, by soliciting investment from caregivers who have little to spare – may have been shaped by past selection pressures created by infanticide. Third, constraints may force caregivers to limit their investment (e.g., nutrition) for some period to see whether a child is strong enough to survive. Some children who are alive today, especially in harsh and unpredictable environments, have passed this triage, but may still be

³Biologists distinguish between *signals* and *cues* (Maynard-Smith & Harper, 2003). A cue provides information about some feature of the world (e.g., health status) and can be used to guide future action, but has not evolved for this purpose. For instance, spider web vibrations convey information about prey body size, and so spiders can use it to tailor their attacks, but prey body size has not evolved for this purpose. A signal is a cue that evolved for communication. For instance, prey body size may have evolved to convey information about the ability to compete (e.g., for food or mates) to its conspecifics. Whether infant behavior indicative of health status is a cue or signal is currently not known (Hrdy, 2016).

experiencing the mental and physical consequences of this form of early adversity.

Infanticide

Following disease, another leading cause of infant and child mortality during human evolution may have been infanticide, the killing of infants (Budnik & Liczbińska, 2006; Cunningham, 2005; Gurven & Kaplan, 2007; Lancy, 2014, 2015; Rawson, 2003; Volk & Atkinson, 2013). Infanticide appears to account for a nontrivial percentage of infant deaths among societies in the past thousands of years (Volk, 2011; Volk & Atkinson, 2013) and among contemporary hunter-gatherers (Gurven & Kaplan, 2007), but estimates are relatively uncertain because infanticide is often a hidden behavior. Infanticide may have been carried out for a variety of reasons, such as poor maternal or infant health, unsupportive social and ecological conditions, or being born out of wedlock (Daly & Wilson, 1988; Hrdy, 1999, 2009; Lancy, 2014, 2015; Volk, 2011; Volk & Atkinson, 2008, 2013).

Infanticide is widespread among mammals. Phylogenetic analyses have shown that infanticide occurs in 182 (63%) of the 289 species that have been studied (Lukas & Huchard, 2019). Breaking down by sex of the perpetrator, infanticide by females has been documented in 89 (31%) of 289 species (Lukas & Huchard, 2019), and infanticide by males in 119 (46%) of 260 species, including nearly all of the great apes (Lukas & Huchard, 2014). Infanticide rates are highly variable across the mammals, mainly as a function of social organization and life history (Lukas & Huchard, 2019). Both of these analyses have only focused on instances where individuals kill offspring that are most likely not their own, excluding instances where mothers kill their own offspring. This appears to be different in humans where the main perpetrators of infanticide may include parents or other family members, as discussed below.

The infanticide statistics provided in this section should not be misunderstood as implying that “maltreatment was common” in humans or other mammals. In fact, there is only limited evidence for chronic physical abuse by caregivers in prehistoric human skeletal material (Walker, 2001). We may speculate that if infants and children were killed by their caregivers, this likely occurred in a punctuated violent event or prolonged deprivation, rather than through the cumulative effects of repeated physical abuse over the course of months or years. That infanticide may have accounted for a substantial percentage of infant deaths in human history, and that rates of infanticide varied across societies, should inform estimates of the mean level of harshness (age-specific rates of morbidity and mortality), and stochastic variation in the level of harshness over space and time, of the expected human childhood.

The anthropological record suggests that if infanticide occurs, it is mainly carried out by primary caregivers, not strangers or familiar nonrelatives; though there are exceptions, such as when infants and children whose father had died, or who had abandoned them, were killed by the new partner of their mother (Hill & Hurtado, 1996; Hill & Kaplan, 1988). Infanticide is typically described as an emotionally painful event for caregivers, who consider it either necessary or the best choice among a set of terrible options (Chagnon, 2012; Hrdy, 1999; Lancy, 2015; Volk & Atkinson, 2008, 2013). Other work claims that there has been a shift in attitudes toward infants and children in the 19th century; that before then, people considered it less of a need to cherish infants, to offer them safety and security, and to help them develop (Mitterauer & Sieder, 1997; Zelizer, 1985). Regardless, culturally sensitive

understandings recognize competing demands on mothers, which vary by setting. For instance, in conditions of nutritional scarcity, mothers may not have access to sufficient resources for growing a baby or for lactation, which entails even greater energetic costs than pregnancy (Beehner & Lu, 2013; Worthington-Roberts et al. 1985). To give an impression of these painful experiences, we provide ethnographic excerpts in this footnote⁴.

Infanticide might appear at odds with evolutionary theory, but it is not (Hrdy, 1999, 2009). Natural selection favors strategies (e.g., genes, developmental systems) that optimize fitness; that is, which increase their own representation in future generations, relative to other strategies in the population. In evolutionary biology, individuals are viewed as instantiating strategies. Mathematical theory shows that the lifetime reproductive success of individuals is under many conditions a good measure of the fitness of a strategy (Grafen, 2007). Therefore, although fitness should, strictly speaking, be assigned to strategies rather than individuals, for practical purposes, individual survival and reproduction are taken as measures of fitness. For caregivers, the fitness benefits of infanticide might outweigh the costs. These benefits include diverting resources to current offspring that have greater chances of surviving, and saving resources for future offspring that are healthier, or which are born into more favorable circumstances (Daly & Wilson, 1988; Dickeman, 1975).

Infanticide typically happened, and still happens, in the context of cultural beliefs that justify or legitimize the difficult act. For instance, in Japan, infanticide used to be rationalized by the view that the newborn's death was not the extinction of a life but a return to the other world, potentially allowing rebirth at a more favorable future time (Kojima, 2003). We do not cover such beliefs, and variation in them across time and space. For information on these topics, we refer readers to work by David Lancy (2014, 2015). Here, we only mention one common cultural response to high infant and child mortality rates, which is that in many societies, infants do not acquire “personhood” (i.e., humanity) until weeks, months, or even years after being born, often once their chances of survival have

⁴It was an ironclad rule that no [Tapirapé] woman should have more than three living children . . . A fourth child, or a third child if it were of the wrong sex, was buried immediately after its birth . . . “We do not want to see hunger in their eyes.” They pointed out to me the difficulty of providing food, especially meat, for more than three children. (Wagley, 1977, as quoted in Lancy, 2014, pp. 75–76)

The Bakairi selectively practice infanticide . . . Most of such cases occur when the mother is still nursing an older infant and cannot properly care for another baby. (Picchi, 2000, as quoted in Lancy, 2014, p. 76)

Illegitimate [Mundurucu] children are usually killed at birth, along with twins and children with birth defects. If the child does survive it is referred to as “tun” which means excrement. They are not abused, but they cannot marry due to their indefinite status. (Murphy & Murphy, 1985, as quoted in Lancy, 2014, p. 75)

Within the shantytown, child death a *mingua* (accompanied by maternal indifference and neglect) is understood as an appropriate maternal response to a deficiency in the child. Part of learning how to mother on the Alto includes learning when to “let go.” (Scheper-Hughes, 1985, p. 295)

The same mother who regretfully eliminates a poorly timed neonate will lovingly care for later ones if circumstances improve. (Hrdy, 1999, as quoted in Lancy, 2015, pp. 124–125)

Infanticide is, in some cases, related to the subsistence strategy of a group. In particular, a survey of several hunter-gatherer societies suggests an association between the willingness to commit infanticide and the challenge of carrying more than a single young child whilst living and migrating with a nomadic group (Riches, 1974). For instance, among the Ache, a Paraguayan hunter-gatherer society, the death of the mother or father is grounds for infanticide (Hill & Hurtado, 1996; see also Mull & Mull, 1987). Lancy (2015) explains:

The Ache are particularly direct in disposing of surplus children (approximately one-fifth) because their peripatetic, foraging lifestyle places an enormous burden on the parents. The father provides significant food resources, and the mother provides both food and the vigilant monitoring required by their dangerous jungle environment. Both men and women face significant health and safety hazards throughout their relatively short lives, and they place their own welfare over that of their offspring. (pp. 117–118)

increased (Lancy, 2014, 2015). Before then, they are often considered to be in a liminal state, between two worlds, the living and the dead (e.g., “little angels,” “little demons”), and essentially not fully human. This may be one reason why children are underrepresented in the historical record: they are not yet “socially born” and recognized (Fabian, 1992), viewed as “persons” worthy of being incorporated into historical recordings, literature, burials, and censuses (Perry, 2006; Woods, 2007). Anthropologists have argued that delaying personhood can be functional, helping to limit caregiver attachment, making it somewhat easier to deal with the loss of the child (de Vries, 1987a; Eible-Eibesfeldt, 1983; Hagen, 1999; Konner, 2010; Laes, 2011; Lancy, 2014, 2015). We are not aware of quantitative tests of this hypothesis, though interestingly, Canadian adults rate babies as increasingly “cute” from birth to 6 months of age, which is also when babies are better at surviving illnesses (Franklin et al., 2018). There is, however, a body of work examining how cultural frames used to interpret adverse experience shape subsequent trauma, which we discuss in section 6.

Violent conflict with noncaregivers

A second source of threat for infants and children is violent conflict with noncaregivers, inflicted by members of their own group (e.g., bullying, physical sanctions imposed by peers in response to a norm violation) and by members of other groups (e.g., cattle raids, warfare). In a survey of eight hunter-gatherer and forager-horticulturalist societies, 17% of infant and child deaths can be attributed to violence, either by caregivers (e.g., infanticide) or by noncaregivers. This percentage drops to 5% if two groups, the Ache and Hiwi, are excluded (Gurven & Kaplan, 2007).⁵ The range varied from 1.4% to 63.5%, which illustrates diversity in the human childhood experience. Overall, violent conflict accounts for a much lower percentage of deaths than disease – as noted earlier, disease is estimated to account for 70%–80% of deaths (Volk, 2011) – but for a higher percentage of deaths than predation (Volk & Atkinson, 2013), discussed below.

Comparisons with other primates and bioarcheological evidence suggest that violent conflict has long been a part of primate life and human evolutionary history (Bribiescas, 2021; Martin & Harrod, 2015; Wrangham & Peterson, 1996). Though it is challenging to estimate base rates of lethal violence in past societies – in part, because not all forms of lethal violence leave a trace the fossil record – bioarcheologists do agree there has been substantial variability in the use and types of violence across time and space (Martin & Harrod, 2015; Roser, 2013). Ethnographic studies show large variation in the share of violent deaths (out of all deaths), ranging from a few percent up to 60% (for a compilation of resources, see Roser, 2013). A cross-cultural study of 21 foraging bands suggests that 50.0% incidents of lethal violence result from interpersonal events (i.e., homicides) and 33.8% from intergroup events (e.g., war) (Fry & Söderberg, 2013). These percentage change to 63.3% and 15.2%, respectively, if one group (the Tiwi) are excluded.

Historical trends suggest that violence has declined over the course of human history, including the percentage of people who died by the hands of individuals other than their primary caregivers (Roser, 2013). This decline has not been smooth, however, and violence rates are certainly not down to zero. In 2000, the World Health Organization estimated the median national

⁵These values might also be 18% dropping to 6%, respectively. Because the data on violence and accidents were combined into one category for the !Kung, they could not be separated (M. Gurven, personal communication, March 31, 2021).

homicide rate among countries to be 6 per 100,000 per year, and the age-adjusted homicide rate (i.e., weighted sums of age-specific rates) to be 8.8 per 100,000 per year (Krug et al., 2002). The differences between countries were large, and in all countries, many more people suffered from nonlethal violence. Nonetheless, both estimates are markedly lower than the triple-digit values documented in some nonindustrial societies (Roser, 2013).

The historical decline in violence encompasses many different forms, including domestic abuse (e.g., spousal beating), physical punishment (e.g., social sanctions imposed by peers in response to a norm violation; Mathew & Boyd, 2014), interpersonal violence (e.g., competition over resources or mates), and intergroup conflict (e.g., raiding, ambushing, or warfare) (Fry & Söderberg, 2013; Keeley, 1996). In all forms of violence, infants and children could be passive victims, and in some cases, children were actively encouraged to participate. For instance, historically among the hunter-horticulturalist Shuar of southeastern Ecuador, boys as young as seven were encouraged to actively participate in raids to gain war experience (Stirling, 1938), as children still do in some contemporary societies (Krug et al., 2002). Thus, across human evolution, children have likely been exposed to higher rates of violence by noncaregivers than they are in contemporary societies.

Violent conflict tends to be more common in places where resources are scarce and unpredictable (Daly & Wilson, 1988; Gat, 2008; Homer-Dixon, 1994; Krug et al., 2002; Lancy, 2015; Nettle, 2015). However, this correlation is far from perfect. Some societies solve challenges posed by resource scarcity and unpredictability through peaceful systems of mutual interdependence, sharing resources within and between communities (Winterhalder, 2007); others through within-group competition or raids of neighboring villages. Nonetheless, in the aggregate, scarcity and unpredictability tend to increase competition-related violence. When individuals are close to a “desperation threshold,” a level of resources below which it is highly undesirable or even fatal to fall (De Courson & Nettle, 2021; Mishra et al., 2017; Stephens, 1981), individuals might resort to aggression to obtain vital resources (Ellis et al., 2012; Hawley, 2015; Hawley et al., 2007; Turnbull, 1972; Volk et al., 2012). When there are enough vital resources, cooperative strategies may re-emerge (Townsend et al., 2020). Still, in more favorable conditions, men may compete for resources that increase their chances of having multiple partners, even in hunter-gatherer societies, which tend to be more egalitarian than industrialized societies (Daly, 2016; for a recent analysis of the emergence of institutionalized inequality, see Smith & Coddington, 2021). In sum, violent encounters have long been a part of human history, and thus human infants and children could not necessarily “expect” safe and supportive conditions.

Predation

Dangerous animals have historically posed a threat to infants and children, and continue to do so in certain contemporary societies. Although this threat is considered to be a relatively minor cause of mortality in modern humans (Volk & Atkinson, 2013), there are well-documented cases of people being killed while hunting big game with simple tools (Walker, 2001). For earlier hominids, predation was likely a more significant selection pressure (Hart & Sussman, 2009), just like it is for many contemporary primates (Anderson, 1986; Cheney et al., 2004). Predator-caused mortality rates have been observed as high as 65% in chimpanzees (Boesch & Boesch-Achermann, 2000) and 40% in baboons (Bulger &

Hamilton, 1987). Steep declines in group size due to predation have been recorded for most nonhuman primates that have been studied for a sufficiently long period of time (Hill & Dunbar, 1998; Hart & Sussman, 2009). Thus, these nonhuman primate species suffer high predation rates alongside other stressors, such as infanticide (Anderson, 1986; Cheney et al., 2004; Hrdy, 1979, 1999, 2009; Hrdy et al., 1994). It can be reasonable to conclude, then, that predation has always been part of primate life, and that the strength of predation on human survival has likely decreased across time (Volk & Atkinson, 2013).

This section has focused on three significant threats: infanticide, violent conflict with noncaregivers, and predation. The first two threats are thought to be the most likely sources of morbidity and mortality, after disease, for ancestral human infants and children. The third, predation, is thought to be a relatively minor cause of morbidity and mortality among *Homo sapiens*, but a major cause of morbidity and mortality in the earlier stages of our lineage.⁶

4. Deprivation

We have argued that, over evolutionary time, human infants and children have been exposed to higher and more variable levels of threat than those in contemporary, industrialized societies. Therefore, it is reasonable to assume that natural selection has favored phenotypic plasticity, the ability to tailor development to different conditions, over mechanisms that more narrowly “expect” safe and supportive conditions. In this section, we make a similar argument for deprivation: infants and children have been exposed to a wide range of social, cognitive, and nutritional input, including – though certainly not always – lower levels than those typical in contemporary, industrialized societies, and therefore likely have the capacity to adjust to this variation to a large extent. The difference with our analysis of threat is that while variation in all three forms of deprivation – social, cognitive, and nutritional – can be found across human societies, we only see substantive evidence for a reduction in the mean levels of nutritional deprivation across time. It is much harder to use objective benchmarks to compare levels of social and cognitive input than it is to compare nutritional input, because what counts as adequate social and cognitive inputs varies by culture. Thus we argue that the mean level of nutritional input was typically lower in the past, and that children are generally adapted to a wide range of other forms of social and cognitive input.

Social deprivation

Social deprivation refers to low levels in the quantity and quality of human interactions. We focus on contact with primary caregivers, such as the mother and father. We also include *alloparents* – such as siblings and grandparents – due to evidence suggesting that alloparents provide nearly half of caretaking in nonindustrialized societies (Hrdy, 1999, 2009; Kramer, 2005; Meehan & Hawks, 2014).⁷ Social deprivation is likely to occur when caregivers die (e.g., complications of childbirth, violent conflict), or when caregivers are

⁶We have not discussed several other sources of morbidity and mortality, such as congenital problems, accidents and environmental causes of death (e.g., typhoons), and labor, which do not typically qualify as “threats” in psychology. We refer readers interested in these topics to the following outstanding resources (Halcrow et al., 2020; Han et al., 2017; Lancy, 2015, 2017; Volk & Atkinson, 2013; Watson, 2018).

⁷In a survey of nonindustrialized societies by Kramer (2005), infants received about 50% of their direct care from mothers, with little variation between cultures; the remaining 50% was provided by siblings (10–33%), grandmothers (1–12%), other alloparents (3–21%), and fathers (see also Del Giudice, 2009).

alive but provide limited investment in a child (e.g., due to their own poor health or scarce resources). Perhaps in part for this reason, alloparenting in humans is more common in harsh and unpredictable environments (Lancy, 2014; Martin et al., 2020; Simpson & Belsky, 2016). Moreover, in such environments alloparenting may have more impact on child outcomes than in safe and supportive environments (Nenko et al., 2021).

Alloparenting can act as a buffer against social, cognitive, and nutritional deprivation. Alloparents may provide not only material resources that improve survival (Sear & Mace, 2008), but also cognitive and social inputs that promote the attainment of motor and social milestones (Singletary, 2020), often through play (Meehan & Crittenden, 2016). Despite these benefits, a cross-cultural survey found that in all of 28 populations (examined in 45 studies), the death of the mother – who is typically the primary caregiver in most cultures – was associated with much higher child mortality (Sear & Mace, 2008; see also Konner, 2010; Strassmann, 2011). Only a tiny proportion of children survived if their mothers died giving birth to them; for instance, 1.6% of Swedish children in the 19th century and 5% of Bangladeshi children in the late 1960s (this percentage had increased to 26% in the same Bangladeshi population by the 1980s). However, the catastrophic effects of the mother’s death on child outcomes depended strongly on the age of the child: the effects weaken or even disappear entirely after children are weaned. Nonetheless, the effects of the mother’s death on child morbidity and mortality are sometimes found even among weaned children (Ronsmans et al., 2010), suggesting that at least in some cases, the children of deceased mothers experience more precarious circumstances and may suffer from reduced care more generally (Konner, 2010; Perry, 2021; Strassmann, 2011). Thus, because maternal mortality was more common in historical than contemporary societies, and because maternal care was not always (fully) substituted by other caregivers, we may speculate that children would have been more at risk of social and other forms of deprivation in the past. Moreover, because the degree of alloparental care and investment varies substantially across cultures (Gibson & Mace 2005; Hrdy 2009; Konner 2010), children may have evolved the capacity to adjust to a wide range of variation in the quantity and quality of human interactions.

Parental investment generally improves infant and child survival (Volk & Atkinson, 2008, 2013; section 2). In mammals, offspring especially depend on their mothers for nutrition, protection, transportation, and learning (Clutton-Brock, 1991). Thus, the amount that a mother can or does invest in their offspring is an important determinant of whether the offspring will experience social deprivation. If a mother dies prior to weaning, the infant is also more likely to die, not only among humans but also among other mammals (Balshine, 2012; Hasegawa & Hiraiwa, 1980; Lahdenperä et al., 2016; van Noordwijk, 2012). When mothers have poor health during gestation and lactation, their offspring tend to have lower fitness outcomes (Altmann & Alberts, 2005; Bales et al., 2002; Cameron et al., 1993; Clutton-Brock et al., 1987; Fairbanks & McGuire, 1995; Keech et al., 2000; Théoret-Gosselin et al., 2015; Zipple et al., 2021). In several nonhuman primates, maternal condition affects offspring survival and reproductive success post weaning. For instance, in both chimpanzees and bonobos, the presence of mothers enhances the reproductive success of their adult sons, likely by helping them in status competition with other males for social rank (Crockford et al., 2020; Surbeck et al., 2011). Further, a recent comparative study showed that in five of seven primate species studied, offspring born in the last 4 years *before* a female’s death are more likely to die at a young

age, possibly because her general condition tends to be worse in the last years of her life (Zippel et al., 2021).

We have already argued that parental investment tends to be lower in environments characterized by famine or warfare, and shaped like an inverted-U in relation to pathogen risk: maternal investment first increases from low to moderate levels of pathogens, then decreases from moderate to high levels (Ellis et al., 2009; Quinlan, 2007; section 2). In most nonhuman primates, mothers of lower social rank tend to invest less in their offspring than mothers of higher rank (Suomi, 2016). However, these relations vary across primates. For instance, in olive baboons, mothers who experienced higher levels of adversity early in their lives tend to invest more in their offspring (spent more time nursing and carrying) than mothers who experienced lower levels of adversity (Patterson et al., 2021). So, across several taxa and throughout primate evolution, infants and children have experienced different degrees of social deprivation, both due to variation in exposure to maternal loss and the ability of living parents to invest. Our claim that adverse events occurring in past and present societies often fall within the species-typical range does not, of course, imply that all forms of adversity do. For instance, a commonly discussed example of species-atypical caregiving environments, institutionalized child rearing, is indeed likely to be an evolutionary novelty (Humphreys & Salo, 2020; Tottenham, 2012).

Father absence is often construed as a form of social deprivation. This view is motivated by findings showing that, at least in WEIRD societies, father absence is negatively associated with children's socio-emotional development (e.g., increased externalizing behavior) and with lower adult mental health and educational attainment (McLanahan et al., 2013). In WEIRD societies, father absence is also associated with accelerated reproductive development and early childbearing in women (Belsky et al., 1991; Ellis, 2004; Mishra et al., 2009; Webster et al., 2014). There is a tendency in this literature to assume that a high levels of investment from both parents is normative. This may be true for the majority of children in some societies such as the United States, but this is not the case across cultures. For instance, father absence may be associated with limited paternal investment in societies where father absence is due to death, abandonment, or divorce; however, in societies where absence is due to migration labor, it may actually be associated with high paternal investment (Draper & Harpending, 1982; Shenk et al., 2013).

Cultural differences explain in large part why cross-cultural research does not provide universal support for the acceleration of puberty in father-absent households (Sear et al., 2019). Specifically, in societies where father absence is associated with energetic deprivation, the rate of maturation is not accelerated but delayed (Ellis, 2004). Puberty can only be accelerated when there are adequate energetic resources to support growth and development (Coall & Chisholm, 2003; for an exception, see Painter et al., 2008). If father absence is not associated with energetic deprivation, but instead with reduced social capital and limited future prospects (due to social stigma, higher morbidity and mortality, and other factors), a preference to have children at a young age may be a "reasonable response"; that is, a response to the costs and benefits associated with living in disadvantaged conditions. This response may result from ancestral cues that were correlated with extrinsic mortality across human evolution, cultural expectations, deliberation, or a combination of these factors (Frankenhuis & Nettle, 2020a; Geronimus, 1996; Pepper & Nettle, 2017). Thus, the extent and direction of the influence of father absence on child development illustrates our larger point:

we cannot assume that patterns from WEIRD societies generalize to other cultural contexts, nor can we base our assumptions about the expected environment based on a small slice of humanity.

It is challenging to quantify how much variation in caregiver investment infants and children have been exposed to, in part, because caregiver investment may take different forms both across and within societies. Some researchers have argued that cultures converge in their beliefs about the ideal mother, and that these beliefs overlap with attachment theory's notion of the sensitive mother (Mesman et al., 2016, 2017). Others have argued that sensitive responsiveness reflects a cultural ideal of good parenting specific to WEIRD societies, where infants are viewed as emotionally expressive, entitled, and independent agents (Keller, 2008; Keller et al., 2018). In many societies, parents face severe constraints on their time and resources, which are reflected in cultural expectations, norms, and ideals about parenting (Chisholm, 1996; Del Giudice, 2009; Keller, 2008; Kramer, 2005; Simpson & Belsky, 2016), and in actual parenting practices (Bornstein et al., 2015, 2017). Even within WEIRD societies, child-centered parenting may not be representative of the majority (Brown et al., 2008; Ganz, 2018). For instance, mothers with low family income or many children are less likely to describe the ideal mother as highly sensitive (Mesman et al., 2016), and behavioral studies have shown large variation in social and cognitive input within communities (Kuchirko & Tamis-LeMonda, 2019), and between and even within families (von Stumm & Latham, 2018). In short, convergent evidence suggests that, rather than "expecting" high levels of caregiver investment in a specific form (e.g., sensitive responsiveness), infants and children may have evolved adaptations for dealing with a wide range of quantity and quality of caregiving experiences.

Cognitive deprivation

Cognitive deprivation refers to low levels in the quantity and quality of inputs that afford learning; that is, the acquisition of knowledge, abilities, or responses as a result of experience (Frankenhuis et al., 2019). In this section, we focus only on cognitive inputs (e.g., child-directed speech, active instruction) provided by caregivers. The inputs we focus on are highly valued in WEIRD societies, and are often used as indices of cognitive deprivation in such societies. As noted earlier, however, what counts as adequate social and cognitive input varies by culture. For this reason, we do not make claims about differences in the mean levels of social and cognitive inputs across history and cultures. Rather, we emphasize variation in these inputs, and how such variation may have shaped developmental adaptations. The main point of this section is thus that certain patterns of input that qualify as "deprivation" in WEIRD societies are actually normative in non-WEIRD societies (and vice versa). In those societies, children develop the ecological and social skills necessary to survive and thrive, showing that developmental mechanisms have the capacity to adjust to a wide range of cognitive inputs.

An oft-discussed form of cognitive input during development is the quality and quantity of infant- and child-directed speech produced by adults. There is considerable support for the notion that child-directed linguistic input from adults helps shape children's language development (Cristia et al., 2019), leading to gains in skills such as vocabulary size (Hart & Risley, 1995; Rowe, 2008). Consequently, common policy objectives for those seeking to promote child outcomes, such as reading comprehension or academic success in later ages (Chall et al., 1990), are focused on increasing opportunities for child-directed speech, by promoting activities

such as storybook readings at home and in the classroom (Christ & Wang, 2011). Many of these interventions are focused on closing what is known as the “vocabulary gap,” or the phenomenon in many industrialized societies that children raised in higher socioeconomic households have considerably larger vocabulary sizes than those in lower socioeconomic households (Quigley, 2018). There is a tendency, in this framing, to view the linguistic performance of children raised in lower-income households as falling short of a standard or ideal set by their higher-income peers. There is also a tendency to focus specifically on verbal input from a single adult, usually the mother, to a single child. However, both of these beliefs may be cast into doubt when adopting a broader perspective on human development.

When examining verbal interactions between children and adults in non-WEIRD societies, researchers regularly document significantly less infant- and child-directed speech than in WEIRD societies (e.g., Bavin, 1992; Heath, 1983; Ochs & Schieffelin 1984; Pye, 1986; Richman et al., 1992; Vogt et al., 2015). In a recent study of child-directed speech among the Tsimane forager-horticulturalists of Bolivia, for example, researchers found that children under the age of four received less than 1 minute of one-on-one verbal input from adults during daylight hours (Cristia et al., 2019). Instead, it appears a large portion of children’s verbal input comes from other children, most commonly older siblings (Barton & Tomasello, 1994; Lieven, 1994). In a similar vein, children’s learning of number words displays considerable cross-cultural variation. Comparing the ability of children to acquire and use number words in the United States, Russia, Japan, and among the Tsimane in Bolivia, Piantadosi et al. (2014) find that while children from all societies acquire the ability to count in incremental stages as they age, this ability develops substantially later in the Tsimane compared to the other populations, on the order of 2–6 years. These differences are likely driven by variation in the level of adult-directed input of number words (LeFevre et al., 2010), particularly as parent–child interaction about numbers is relatively important and valued in industrialized societies. In sum, these studies tend to suggest that patterns such as limited one-on-one input from adults and a diversity of verbal input from other caretakers and peers are more likely to reflect the experiences of human children throughout history than the patterns we observe in contemporary, industrialized societies. Thus, it appears that the high levels of child-directed speech from one-on-one interactions with adults found commonly in the West is actually a rather unusual and relatively recent pattern of development, and likely not one that is to be necessarily “expected” by a young mind. This does not imply that there are no benefits to child-directed speech or its promotion; rather, we simply make the claim that the limited child-directed speech from adults was likely common in our evolutionary history.

One last domain of cognitive input we will cover here is the primacy of adult teaching and instruction in children’s development. When Western adults consider the word “teaching,” they may be imagining a formal school setting in which an adult is explicitly and verbally instructing a class of same-aged children. This scenario is actually a less common and more evolutionarily novel form of teaching which does not occur with the same regularity in non-WEIRD societies (e.g., Clegg et al., 2021; Lancy, 2010; Little et al., 2016; Rogoff et al., 2015). For instance, Marshall (1958) notes that there is no formal instruction among !Kung hunter-gatherers; rather, most children learn through observing those who are more experienced. In many of these societies, children primarily learn by watching, listening, and attending, by taking initiative, and by

contributing and collaborating in more informal learning settings (Paradise & Rogoff, 2009). Meta-ethnographic reviews of hunter-gatherer children’s learning support a similar conclusion, namely that children largely learn through a mixture of play, observation, and participation (Lew-Levy et al., 2017). A broader definition of teaching, then, that incorporates both informal and formal instruction makes room for teaching through opportunity provisioning, teaching through evaluative feedback, teaching through local enhancement, in addition to the less common direct and active teaching model found in formal education (Kline, 2015). Much attention in industrialized, contemporary societies is paid to the importance of this last type of instruction, with many interventions and public policies aimed at increasing it both in the home and in school, but there is much cross-cultural evidence to suggest that children’s learning can accommodate many different forms of teaching, including the often indirect forms prevalent in non-WEIRD societies. We are not suggesting that formal education is unnecessary or unhelpful for development, rather that our assumptions of the type of cognitive inputs that children “expect” to receive should incorporate the high degree of diversity found across human societies.

Nutritional deprivation

Nutritional deprivation refers to low levels in the quantity and quality of nutritional inputs. We have already argued that historically in many human societies, caregivers applied a triage, investing more in infants and children judged to be more likely to survive and become productive family members, and less in infants judged less likely to survive, due to such factors as poor health or severe competition with siblings (Lancy, 2014, 2015; Volk & Atkinson, 2013; section 3). We also explained that in some cases caregivers committed infanticide, for instance, by terminating supply of nutrition to kill an offspring. In this section, we focus on nutritional deprivation that results not from infanticide, but rather from ecological constraints (e.g., famine) that lead to low quantity and quality of nutritional input, which are independent of an active reduction in provisioning from caretakers.

It is well-established that both food scarcity (lack of nutrition) and food insecurity (unpredictable availability of nutrition) have generally posed major challenges for the human lineage, and also that levels of food scarcity and insecurity have varied across time and space. These two forms of adversity likely have deep evolutionary roots, as food scarcity and food insecurity have been documented in various species of nonhuman primates (Chapman et al., 2012; Hanya & Chapman, 2013; Harris et al., 2010; Koomen & Herrmann, 2018). In more recent human history, there is solid evidence for the existence of food scarcity and food insecurity in both past and present industrialized and nonindustrialized societies (Ellison, 2001; Howell, 2010; Kaplan & Lancaster, 2003; Prentice, 2005; Walker et al., 2006). Moreover, despite substantial improvements in food access and security, nearly 7.5% of children are still classified as under-nourished (Baker & Anttila-Hughes, 2020) and across all ages 821 million people were chronically undernourished in 2018 (Food and Agriculture Organization of the United Nations et al., 2019).

A challenging question is whether our ancestors experienced food scarcity and food insecurity only over short timescales, relative to the human lifespan (e.g., days, weeks), or over longer timescales as well (e.g., years, decades). If food scarcity regularly occurred over longer timescales, infants and children may have evolved mechanisms that use nutritional deprivation early in life

as a cue to nutritional deprivation later in life (e.g., in adulthood) and tailor their development accordingly (e.g., by adjusting their metabolic profile). However, it is not known whether such “weather forecasting” is feasible for long-lived species, such as humans, if there are mainly short-term ecological fluctuations, for instance, due to seasonality (Kuzawa, 2005; Kuzawa & Quinn, 2009), or due to high levels of climate variability during hominid evolution generally (reviewed by Antón et al., 2014). If food scarcity and food insecurity tended to occur on shorter timescales, it might not have been adaptive to use early nutrition to predict nutritional conditions in adulthood (Nettle et al., 2013; Wells, 2007). In such conditions, natural selection might instead favor organisms to use “internal cues” to somatic degradation (e.g., telomere erosion) – which were correlated with life expectancy across evolutionary time – to adaptively tailor long-term development (Rickard et al., 2014). The statistical structure of *past* environments is thus a crucial piece of the puzzle in evaluating hypotheses about developmental adaptations (Frankenhuis et al., 2019). Whether such adaptations increase survival and reproduction in contemporary societies depends, of course, on the structure of *current* environments.

Though there is debate about the timescale of nutritional deprivation in human evolution, the prevailing view is that hunter-gatherer populations regularly experienced food shortages, but rarely suffered from famines that caused significant mortality (Prentice, 2005; Speakman, 2013; note that rare famines may still have shaped the human genome through effects on fertility; Speakman, 2013). The expected human childhood is thus likely to include periodic hunger, but unlikely to include famine; at least until the onset of agriculture, which occurred in some societies as early as 13,000 years ago. Agriculture appears to be a mixed blessing in this regard (Berbesque et al., 2014; Diamond, 1993). On the one hand, agriculture enabled populations to produce an excess of staple foods, to trade foods, and to create buffers against future shortages. On the other, agriculture relies on predictable weather patterns, stable governance, and the absence of major conflict (Prentice, 2005). When these conditions break down, agriculture is vulnerable to famines, perhaps more so than hunter-gatherer lifestyles, characterized by living in small groups, high mobility, and an omnivorous and variable diet (Prentice, 2005). For instance, in contemporary egalitarian forager societies resource-sharing often (though not ubiquitously) helps buffer variation in caloric access, and its downstream consequences on children’s energetics (Boyette et al., 2020; Meehan et al., 2014). With agriculture, the rate of famines seems to have increased by an order of magnitude, from about once every 150 years, to about once every 10 years (Speakman, 2013). With such high rates, it is possible, but not certain, that famines over the past 13,000 years have favored the evolution of developmental adaptations for dealing with famine (Prentice, 2005; Speakman, 2013).

In short, over the course of human evolution, in both past and present societies, there has been large variation in the availability of nutrition (Ó Gráda, 2009). In response to this variation (i.e., the expected nutritional environment), humans have evolved adaptations that tailor development based on the quantity and quality of nutrition in their environment.

5. Associations between dimensions of adversity

We have argued that, over evolutionary time, human infants and children have on average been exposed to higher levels of threat and nutritional deprivation than is typical in industrialized

societies, and that because these levels were variable over time and space, natural selection has likely favored phenotypic plasticity. In this section, we explore the co-occurrence of different forms of adversities within lifetimes during human evolution. Were individuals who were exposed to higher levels of threat also exposed to higher levels of deprivation and vice versa?

What do we know about adversity co-occurrence?

In contemporary industrialized (WEIRD) societies, correlations between different forms of adversity are consistently small to moderate (Dong et al., 2004; Finkelhor et al., 2007; Green et al., 2010; Matsumoto et al., 2020; McLaughlin et al., 2012; McLaughlin et al., 2021; Smith & Pollak, 2021a), though which forms of adversity cluster together is inconsistent across studies (Jacobs et al., 2012). The existence of correlations among forms of adversity is not surprising. For instance, receiving lower levels of parental investment implies being less protected, thus increasing vulnerability to threats (Callaghan & Tottenham, 2016; Hanson & Nacewicz, 2021); and, low-quality nutrition increases vulnerability to infectious disease (Katona & Katona-Apte, 2008). Consistent with such dependencies are findings showing that children who experience energy sufficiency but receive low levels of parental care tend to mature faster and toward more adult-like functioning in physiological and neurobiological processes related to fear and stress (Callaghan & Tottenham, 2016; Gee et al., 2013; Gee, 2020; Tooley et al., 2021; see also Belsky et al., 1991; Ellis et al., 2009). Recent evidence suggests that such reprioritization may even be passed down to subsequent generations. For instance, babies of mothers who experienced neglect as children might become predisposed to detecting threat in their environment (Hendrix et al., 2020). It is tempting to speculate that natural selection favored this developmental response – which takes one form of adversity (neglect) as input to adapt to another (threat) – because deprivation and threat were correlated in human evolution.

Nonetheless, we urge researchers to be cautious. First, a meta-analysis and systematic review shows that exposure to threat (e.g., violence) is associated with accelerated maturation in humans, whereas exposure to deprivation (e.g., neglect) is not (Colich et al., 2020). Second, there is evidence suggesting that correlations between threat and deprivation do not generalize across primates. For instance, in a longitudinal study of wild baboons, the correlations between different forms of adversity were weak or even absent (Snyder-Mackler et al., 2020; Tung et al., 2016). Third, the evidence basis on correlations between different forms of adversity in both historical and contemporary non-WEIRD societies is too limited to afford confident conclusions. Fourth, because human social organization and provisioning systems are highly flexible, our species may have evolved sensitivity to a broader range of social cues than other primates (Kuzawa & Bragg, 2012), and the correlations between such cues and forms of adversity likely varied by cultural context (see Section 6).

Challenges to estimating adversity co-occurrence

There are a number of challenges to estimating the co-occurrence of adversity in human societies. The first challenge is that estimation requires individual-level data, rather than population-level data. It is one thing to estimate population statistics (e.g., infant and child mortality), and another to estimate whether individuals who have experienced one form of adversity were also more likely to experience others, because an aggregate statistic may come

about in different ways (equifinality). For instance, data from the Standard Cross-Cultural Sample, a survey of 186 largely nonindustrial societies, suggests that the frequency of corporal punishment is related to higher prevalence of violence at a societal level (Lansford & Dodge, 2008). Such data shows that different forms of violence co-occur at a societal level, but they do not show that individuals who experience one form of violence are also more likely to experience other forms of violence. The direction of an association in a population may be reversed within the subgroups comprising that population (“Simpson’s paradox”; Kievit et al., 2013). A scenario in which one subgroup experiences threat and a different one deprivation might result in the same societal average as a scenario in which all individuals experience moderate levels of threat and deprivation. These scenarios, however, create different evolutionary selection pressures.

A second challenge to studying adversity co-occurrence is that threat and deprivation are broad categories. For instance, in section 3, we have discussed three forms of threats: infanticide, violent conflict with noncaregivers, and predation; and in section 4, three forms of deprivation: social, cognitive, and nutritional. So, there are really two questions: (1) to what extent did different forms of threat, and different forms of deprivation, co-occur with each other? and (2) to what extent did threat and deprivation co-occur with each other? For instance, in a cohort of young adult males from a population in Metropolitan Cebu City, the Philippines, the correlation between sibling death, an index of local mortality (threat), and maternal absence and paternal instability, two indices of parental investment (deprivation), was low; but the correlation among indices of deprivation, paternal instability and maternal absence, was high (Gettler et al., 2015). In other cases, certain forms of threat may be correlated with some forms of deprivation, across categories, but not with other forms of threat, within this category. Thus, different patterns of correlations between specific forms of threat and deprivation within a society might produce the same aggregate correlation between the broad constructs of threat and deprivation. We also note that aggregating estimates is complicated by: (a) different studies measuring different forms of adversity; (b) measuring the same form of adversity using different instruments (Pollak & Wolfe, 2020); and (c) by the extent of measurement invariance in many longitudinal studies being unknown (DeJoseph et al., 2021).

A third challenge is that the published record does not reflect a complete picture of the correlations between measures of adversity observed in empirical studies. This is not only true because researchers are more likely to publish positive findings (e.g., by selectively reporting measures of adversity showing correlations with the dependent variables of interests), but also because researchers might validate measures of adversity by examining their correlations with other measures of adversity. For instance, if one particular measure of adversity shows a low or no correlation with other adversity measures, and those measures do correlate highly with each other, a researcher might infer that the uncorrelated measure has low validity in this particular population (e.g., participants misunderstood the items). We are not criticizing this nomological network approach; in fact, we think it can have merit. However, a byproduct of this validation method can be overestimation of adversity co-occurrence in the published record. A potential solution to this challenge is to report in full the correlations between all measures of adversity – assuming these measures have desirable univariate properties (e.g., no restriction of range) – before: (a) excluding measures that do not show the expected correlations with other adversity measures; or (b) creating composites

of those measures that do show the expected patterns of correlations with other adversity measures.

To summarize: the evidentiary base for adversity co-occurrence across human history is too limited to afford strong conclusions. Future research should explore this question.

6. Developmental and clinical implications

In this section, we discuss three major developmental and clinical implications of our main claims that the mean level of adversity in our species was higher in the past than the present, and that *variation* in adversity across societies and individuals, not uniformity, was common across human history (Figure 1).

Recognizing adaptive responses to threat and deprivation

Ideas about the expected childhood have consequences for which responses are viewed as deficits or adaptations, and these views may affect research agendas, clinical practice, people’s self-views, and their reputations in the eyes of others.

Our claims imply that infants and children might be able to developmentally adjust to a wider range of adversities, as well as higher levels of adversity, than often assumed. Researchers may use this insight to reconsider which responses are adaptive and which are deficits, in addition to refining the criteria used to classify responses as adaptive or deficits. To refine their criteria, developmental and clinical psychologists can draw on discussions by evolutionary psychologists and anthropologists (Andrews et al., 2002; Cosmides & Tooby, 1999; Ketelaar & Ellis, 2000; Lewis et al., 2017; Nesse & Stein, 2012; Syme & Hagen, 2020; Wakefield, 1999). For instance, as noted in section 2, it is a misunderstanding that developmental adaptations should only generate benefits. There being costs to responses does not disqualify them as adaptive, as long as the developmental response produces a positive contribution to lifetime reproductive success on average (Del Giudice, 2018; Ellis & Del Giudice, 2014, 2019).

We have argued that infants and children are likely equipped with phenotypic plasticity for dealing with certain forms of adversity. As noted in section 1, organisms can respond to experiences within the species-typical range either with expectant or dependent plasticity (McLaughlin & Gabard-Durnam, 2021). However, plasticity in response to species-typical experience can take other forms as well, especially when considering organisms across diverse taxa (Barrett, 2015; Frankenhuys & Nettle, 2020a; Frankenhuys & Walasek, 2020). Take multiple sex reversals in fish. This ability has some properties of expectant plasticity (e.g., a specific cue triggers a major and rapid reorganization of the phenotype) and others of dependent plasticity (e.g., reversals can occur at nearly all points in development, and even multiple times over the life course in sequentially hermaphroditic fish). Still other properties do not fit either type of plasticity (for examples, see Frankenhuys & Nettle, 2020a). Generally, the features of plasticity depend on the specific nature of the adaptive problem, including but not limited to: the rate of environmental change relative to generation time, the extent to which organisms can learn about environmental conditions, the fitness payoffs to different degrees of phenotype-environment match, the costs of building, maintaining, and running the systems supporting plasticity, the preexisting structures and processes in a species (e.g., genes, gene regulatory mechanisms), and other factors (e.g., population size). As Barrett (2015) quipped, the first law of adaptationism is: it depends.

Further, in studying adaptive developmental plasticity, it is key to distinguish between developmental processes and outcomes.

For instance, the Hidden Talents program focuses on abilities that are enhanced by adversity (Ellis et al., 2020; Frankenhuus & de Weerth, 2013). If Jim is exposed to adversity and John is not, Jim might perform better on a task measuring a relevant ability (e.g., memory of threats) compared with John. However, this is not always the case. It depends on how impairment and adaptation processes “jointly” affect performance (Frankenhuus et al., 2020). For instance, John might perform better on two tasks (e.g., memory of threats and memory of abstract geometric shapes) than Jim, who has suffered impairment, but on one task Jim nearly closes the performance gap (e.g., memory of threats), because this task measures an ability that is enhanced through adversity in Jim. Thus, to understand interacting processes, we need research designs that compare not only performance across individuals, but also different abilities within the same person (enhanced vs. nonenhanced abilities). Within-between designs allow developmental adaptation (process) to manifest in performance (outcome), even if impairment has also occurred and affected performance.

Understanding and learning from cultural variation

Human cultures and norms can vary dramatically across contexts. As such, we believe developmental science would benefit from a greater acknowledgment and integration of the cultural contexts in which development occurs (Amir & McAuliffe, 2020). We argue that future work in the field should be focused on either a generalizable definition of childhood adversity that can be broadly applied across different cultures, and/or more specialized definitions of adversity nested within specific cultural contexts, accompanied by a “constraints on generality” statement (Simons et al., 2017). Such a statement makes explicit to which human populations or cultural contexts ideas and findings apply and opposes the implicit assumption that findings are necessarily generalizable to humans as a species. This practice is important to normalize, because claims of universality (e.g., children who receive little child-directed speech are deprived) may inadvertently derogate people in cultures that have other norms (e.g., in which child-directed speech is rare). In cases where WEIRD norms are the exception in the global distribution of norms, this means (inadvertently) derogating more than half of humanity. In other words, our current conceptions of the “ideal” caregiving environment may not be either culturally or phylogenetically sensitive (Ganz, 2018; Humphreys & Salo, 2020). Assuming generalization from WEIRD populations to all populations may also lead to arguably incorrect conclusions, for instance, that complex language input is necessarily required for the development of executive function skills (McLaughlin, 2016).

Greater attention to cultural diversity and variation is also important when considering how adversity is experienced, processed, and culturally understood. Cognitive culture theory may be helpful in these endeavors (Dressler et al., 2018). In this framework, culture is conceptualized as cognitive models of life that are constructed and shared among members of a social group. Individuals within the group may have differing degrees of cultural competence – the degree to which their own representations align with these shared models – and various degrees of cultural consonance – or, the degree to which their own experiences align with these models (Dressler, 2012). Techniques to measure cultural consonance exist, and have been used with good reliability and validity across differing cultural contexts (Dressler et al., 2005). So, for instance, some societies may have a shared cultural model of parenting that expects maternal presence but does not apply the same expectations to fathers. In these communities, if a child is

raised largely by their mother, these experiences may be viewed as consonant with cultural expectations and paternal absence may not be viewed as deprivation or a form of adversity. Indeed, levels of paternal investment vary substantially across environments, with male provisioning viewed as more preferable in ecologies where it is more difficult for women to obtain resources themselves (Marlowe, 2003). Further, as discussed earlier, the extent and direction of influence of father absence on child development varies across societies, depending on its association with energetic deprivation, suggesting that the cultural context is crucial for understanding how this experience can influence child development (Sear et al., 2019; Shenk et al., 2013). These patterns align with the broader argument that the frequency and meaning of experiences can vary dramatically across societies, and should be considered when determining whether an experience is considered adverse.

The contextualization of experiences within shared cultural models, in addition to the diverse ways in which adverse experiences are culturally processed, can have consequences for people’s own self-views and for how adverse experiences are framed, understood, and treated in clinical settings.⁸ People interpret their experiences through a complex web of cultural customs, attitudes, and beliefs. Consistent with this perspective is research showing that perceived, rather than objective (i.e., actual), experience of childhood adversity is associated with well-being and psychopathology (e.g., Danese & Widom, 2020; Smith & Pollak, 2021b), potentially in a causal manner (Baldwin & Degli Esposti, 2021). Ignoring how experiences can vary across different cultural contexts may lead to ineffective policy and interventions. For instance, marriage education workshops based on studies of predominantly white and middle-class couples failed to improve outcomes among working class couples of color, who tended to view other concerns, such as paying the rent or keeping their children safe, as more deserving of their attention (Johnson, 2012; Loeterman & Kotlowitz, 2002).

Conversely, sensitivity to cultural variation can provide important insights into the ways in which adversity is socially constructed and processed. In a striking example of the role cultural practices can play in shaping lived experiences, Zefferman and Mathew (2020) explore how trauma associated with warfare can vary between U.S. combat veterans and Turkana pastoralists. Their field interviews with Turkana pastoralists suggest that cultural practices, such as rituals of healing, support, and endorsement of warriors who have killed in battle help reassure the warrior that their actions were morally justified and can potentially protect against the negative psychological effects of moral injury that combatants may experience. Though these warriors do suffer from high rates of symptoms associated with protecting against danger, such as flashbacks and startle responses, they are less likely than American service members with similar PTSD severity to experience symptoms associated with moral violations, such as low mood and depression (Zefferman & Mathew, 2021). In sum, we argue that culturally sensitive approaches to the study of adversity and development which acknowledge societal variation are integral to the future of the field.

Reconsidering the definitions of adversity and deprivation

A common approach in developmental and clinical psychology is to define “childhood adversity” in relation to the “expected”

⁸For a culturally sensitive approach to attachment, see Ganz (2018). For a reframing the early childhood obesity prevention narrative through an equitable nurturing approach, see Skouteris et al. (2021).

human childhood environment (Fox et al., 2010; Gabard-Durnam & McLaughlin, 2019; Humphreys & Zeanah, 2015; McLaughlin & Sheridan, 2016; McLaughlin, 2016; McLaughlin et al., 2017; McLaughlin et al., 2019; Nelson, 2007; Nelson & Gabard-Durnam, 2020; Sheridan & McLaughlin, 2014; Wismer Fries et al., 2005). If one defines childhood adversity in terms of deviation from an “expected environment,” then it matters what the expected environment is for which experiences qualify as “adverse.” This holds irrespective of whether experiences are treated as binary (e.g., neglected vs. not neglected), continuous, as univariate or multivariate (e.g., distinguishing between emotional and cognitive neglect), and so on (King et al., 2019). We have argued in the sections above that the expected environment has regularly included what are typically defined as adverse experiences. For instance, infanticide is an expected experience for many species of primates, but it is also an adverse experience for the infant and its mother. Thus, experiences can be both species-expected and adverse. We think it is problematic to deny such experiences the label “adverse” just because they occurred with some regularity across human evolution.

Adopting a different definition of adversity could leave frameworks that have defined this concept in terms of the expected environment largely intact and even strengthen them. These approaches could still define the expected (or expectable) environment as “a wide range of species-typical environmental inputs that the human brain requires to develop normally” (McLaughlin, 2016, p. 363). They could also maintain that “experience-expectant mechanisms utilize environmental information that has been common to all members of a species across evolutionary history” (Galván, 2010, p. 880), a concept referred to as the “phylogenetic norm” (Galván, 2010). However, these frameworks would benefit from revising a number of components. First, we should reconsider the definition of childhood adversity as “negative environmental experiences that are likely to require significant adaptation by an average child and that represent a deviation from the expectable environment” (McLaughlin et al., 2019, p. 279), and its implication that “environmental circumstances or stressors that do not represent deviations from the expectable environment should not be classified as childhood adversity” (McLaughlin, 2016, p. 364). Second, we should revise the associated claim that “adversity is not itself an expectable experience that the brain prepares for” (Nelson & Gabard-Durnam, 2020, p. 137). The realization that threat and deprivation are part of the species-expected range might help to accommodate and recontextualize findings in the literature. For instance, although stressful events increase the probability of negative physical and mental health outcomes, most people who experience stressful events do not develop psychopathology, with the caveat that specific estimates of “rates of resilience” vary substantially depending on statistical model specifications (Infurna & Luthar, 2016). This is true both for normative stressful events that happen to most people, such as losing a valued relationship, and for less common traumatic events, such as experiencing physical abuse (Bonanno et al., 2011; Cohen et al., 2019).

As noted earlier, our claim that adverse events occurring in past and present societies often fall within the species-typical range does not, of course, imply that all forms of adversity do. We provided institutionalized child rearing as a likely example of an evolutionary novelty (Humphreys & Salo, 2020; Tottenham, 2012). WEIRD societies also include standard parenting practices that likely fall outside the species-typical range, which may not be considered adverse by most people in WEIRD countries, but which are evaluated more negatively by people in non-WEIRD countries, such as

caregivers sleeping apart from their babies and sleep training their babies by leaving them on their own to “cry it out” (Mileva-Seitz et al., 2017). However, the fact that certain forms of adversity likely fall within the species-typical range invites us to reconsider definitions of deprivation as “the absence of species- or age-expectant environmental inputs, specifically a lack of expected cognitive and social inputs” (Sheridan & McLaughlin, 2014, p. 581). We have deliberately used a definition that is similar to this definition – namely deprivation as low levels of social, cognitive, and nutritional inputs – but we have omitted the word “expected.” By omitting this word, our definition is in need of a different benchmark against which to compare “lack of inputs.” Future work should endeavor to create a definition that takes these concerns into account.

7. Limitations and future directions

We now turn to five limitations of our analysis. The first two concern limitations of the available data, and the third and fourth limitations in our scope. The fifth limitation concerns our approach to synthesizing data.

Limitations

First, there are challenges to drawing inferences about historical populations from archeological data, and these challenges are often exacerbated for infants and children, who are underrepresented in burial remains, death records, and written life histories (Konigsberg & Frankenberg, 1994; Lewis & Gowland, 2007; Perry, 2006; Rawson, 2003; Trinkaus, 1995; Volk & Atkinson, 2013; Walker et al., 1988; Woods, 2007). The task of archeologists is like that of detectives, who piece together puzzles of the past based on limited evidence. In many cases, not all uncertainty will be resolved. It would also be a mistake to infer from some degree of uncertainty that different hypotheses are equally likely. Archeologists triangulate across different types of evidence and different data sets to draw nuanced conclusions, and make predictions that are subsequently tested on new data. Through this iterative process, some hypotheses receive more support and others less. We believe the literature supports our claims, but would certainly welcome any evidence we have overlooked or different interpretations of the same evidence. Our overarching recommendation is to engage with evidence from history, archeology, and primatology, rather than assume features of the expected human childhood.

Second, we have used data from contemporary hunter-gatherer societies to inform estimates of historical populations, because for roughly 95% of our species’ evolutionary history, children were likely born into a hunter-gatherer society. However, such inferences should be qualified by the fact that there are important differences between historical and contemporary hunter-gatherer societies (Kelly, 2013; Page & French, 2020). First, some contemporary hunter-gatherer societies have experienced devastating consequences from coming into contact with Western populations, such as catastrophic disease and resource deprivation (Diamond, 2013; Hill & Hurtado, 1996). Second, there is debate over whether the lives of contemporary hunter-gatherers are indeed harsher (i.e., higher mortality rates) than those of historical populations, as some contemporary hunter-gatherers have been pushed to marginalized environments by agriculturalists who have displaced them (for different viewpoints, see Barrett, 2021; Bigelow, 1975; Cunningham et al., 2019; Lee & DeVore, 1968; Marlowe, 2005; Page & French, 2020; Porter & Marlowe, 2007; Silberbauer, 1981); though similar mortality rates have been

documented in at least one historical hunter-gatherer society that lived in a resource-rich environment (Johnston & Snow, 1961; Volk & Atkinson, 2013). Thus, we should not simply assume that statistics (e.g., mortality rates) of contemporary hunter-gatherer societies automatically generalize to hunter-gatherer societies of the past. In addition, there is significant variation between contemporary hunter-gatherer societies, including between different hunter-gatherer groups, depending on factors such as climate, technology, and societal structure (Kelly, 2013). Yet, because more of these societies are reflected in the statistics we have reported, estimates are likely to be more representative than estimates about historical populations.

Third, we have restricted our scope to discussing findings, not methods. Specifically, we have not discussed which sources of evidence (e.g., skeletal remains) are used, and how, to infer features of past and present populations and their environments (e.g., infant and child mortality rates). For such information, we refer readers to the following resources (Frei et al., 2015; Halcrow et al., 2020; Lewis, 2017; Muthukrishna et al., 2021; Page & French, 2020; Walker, 2001).

Fourth, we have also restricted our scope to discussing the species-typical range of adversity for humans, rather than the adaptations that evolved in such environments. This topic merits its own analyses (for overviews, see Del Giudice et al., 2015; Ellis et al., 2009; Kaplan & Lancaster, 2003; Sear, 2020). However, what theory predicts and how we interpret empirical observations, both depend on an accurate picture of the expected childhood.

Finally, our paper does not present a systematic review or meta-analysis based on preset search terms, inclusion criteria, and statistical plans. It is therefore possible that we have (inadvertently) reported a nonrepresentative selection of evidence that matches our preexisting beliefs about the expected human childhood. That said, our analysis is far from arbitrary. It draws on systematic reviews, meta-analyses, and large-scale cross-cultural datasets (e.g., the Standard Cross-Cultural Sample) regarded as authoritative in the field.

Future directions

Over the past decade, notions of the expected childhood environment have received more attention in developmental and clinical psychology. We support this progress, but are concerned that this notion has been untethered from, rather than anchored in, evidence from other disciplines, including history, anthropology, and primatology. This special issue represents an opportunity for psychologists to take a productive turn by connecting with this work, and contributing to an interdisciplinary science that advances understanding of human childhood, both past and present, in all its richness and diversity. This turn could start by removing the term “expected” from the definitions of “adversity,” and by taking stock of the information that allied disciplines have collected and integrating it into a picture of the expected human childhood.⁹

⁹We end by providing resources for interested readers that focus on work at the interface between psychological and anthropological approaches to development and the human experience. For readers interested in ongoing research on these topics, we suggest looking more closely into collaborative research groups, such as Forager Child Studies (FCS), the Research and Advocacy Group on Hunter Gatherer Education (HG-EDU), the Culture and Ontogeny Research Initiative (CORI), and the International Society for Hunter-Gatherer Research (ISHGR). For readers interested in conducting research with existing datasets, we recommend looking into the Human Relations Area Files (eHRAF), the Ethnographic Atlas (EA), and the Standard Cross-Cultural Sample (SCCS). For those interested in attending academic conferences or joining societies with these research interests, we recommend the Society for Cross-Cultural Research (SCCR),

Acknowledgments. We thank Hend Eltanamly, Irene Godoy, Michael Gurven, Kathryn Humphreys, Sheina Lew-Levy, Dieter Lukas, Katie McLaughlin, Abigail Page, Max Roser, Rebecca Sear, Margaret Sheridan, Tony Volk, Ethan Young, and an anonymous reviewer, for providing outstanding feedback that improved this manuscript. We also thank Esther Weijman for help with formatting.

Funding statement. WEF's research has been supported by the Dutch Research Council (V1.Vidi.195.130) and the James S. McDonnell Foundation (<https://doi.org/10.37717/220020502>). DA's research has been supported by the John Templeton Foundation (61138).

Conflicts of interest. The first author (WEF) is a close collaborator of one of the editors of the special issue (BJE) to which this paper has been submitted.

References

- Altmann, J., & Alberts, S. C. (2005). Growth rates in a wild primate population: Ecological influences and maternal effects. *Behavioral Ecology and Sociobiology*, 57, 490–501. <https://doi.org/10.1007/s00265-004-0870-x>
- Amir, D., & McAuliffe, K. (2020). Cross-cultural, developmental psychology: Integrating approaches and key insights. *Evolution and Human Behavior*, 41, 430–444. <https://doi.org/10.1016/j.evolhumbehav.2020.06.006>
- Anderson, C. (1986). Predation and primate evolution. *Primates*, 27, 15–39. <https://doi.org/10.1007/BF02382520>
- Andrews, P. W., Gangestad, S. W., & Matthews, D. (2002). Adaptationism – how to carry out an exaptationist program. *Behavioral and Brain Sciences*, 25, 489–504. <https://doi.org/10.1017/S0140525X02000092>
- Antón, S. C., Potts, R., & Aiello, L. C. (2014). Evolution of early Homo: An integrated biological perspective. *Science*, 345, 1236828. <https://doi.org/10.1126/science.1236828>
- Arnett, J. J. (2008). The neglected 95%: Why American psychology needs to become less American. *American Psychologist*, 63, 602–614. <https://doi.org/10.1037/0003-066X.63.7.602>
- Baker, R. E., & Anttila-Hughes, J. (2020). Characterizing the contribution of high temperatures to child undernourishment in Sub-Saharan Africa. *Scientific Reports*, 10, 18796. <https://doi.org/10.1038/s41598-020-74942-9>
- Baldwin, J. R., & Degli Esposti, M. (2021). Triangulating on the role of perceived versus objective experiences of childhood adversity in psychopathology. *JCPP Advances*, 1, e12010. <https://doi.org/10.1111/jcv2.12010>
- Bales, K., French, J. A., & Dietz, J. M. (2002). Explaining variation in maternal care in a cooperatively breeding mammal. *Animal Behaviour*, 63, 453–461. <https://doi.org/10.1006/anbe.2001.1954>
- Balshine, S. (2012). Patterns of parental care in vertebrates. In N. J. Royle, P. T. Smiseth & M. Kolliker (Eds.), *The evolution of parental care* (pp. 62–80). Oxford University Press.
- Barnard, A. (2004). *Hunter-gatherers in history, archaeology and anthropology*. Routledge. <https://doi.org/10.5040/9781474214926.ch-001>
- Barrett, H. C. (2015). *The shape of thought: How mental adaptations evolve*. Oxford University Press. <https://doi.org/10.1093/acprof:oso/9780199348305.001.0001>
- Barrett, H. C. (2020). Towards a cognitive science of the human: Cross-cultural approaches and their urgency. *Trends in Cognitive Sciences*, 24, 620–638. <https://doi.org/10.1016/j.tics.2020.05.007>
- Barrett, H. C. (2021). Psychology within and without the state. *Annual Review of Psychology*, 73. Advance online publication: <https://doi.org/10.1146/annurev-psych-020821-110248>
- Barton, M. E., & Tomasello, M. (1994). The rest of the family: The role of fathers and siblings in early language development. In C. Gallaway & B. J. Richards (Eds.), *Input and interaction in language acquisition* (pp. 109–134). Cambridge University Press.
- Bavin, E. L. (1992). The acquisition of Warlpiri. In D. I. Slobin (Ed.), *The cross-linguistic study of language acquisition* (Vol. 3, pp. 309–372). Psychology Press.

the Society for Research in Child Development (SRCD), the Society for the Study of Childhood in the Past (SSCIP), the Society for the History of Children and Youth (SHCY), as well as the American Anthropological Society (AAA) and the American Anthropological Association Children and Childhood Interest Group (AAACIG).

- Beaulieu, D. A., & Bugental, D. (2008). Contingent parental investment: An evolutionary framework for understanding early interaction between mothers and children. *Evolution and Human Behavior*, 29, 249–255. <https://doi.org/10.1016/j.evolhumbehav.2008.01.002>
- Beehner, J. C., & Lu, A. (2013). Reproductive suppression in female primates: A review. *Evolutionary Anthropology*, 22, 226–238. <https://doi.org/10.1002/evan.21369>
- Belsky, J., Steinberg, L., & Draper, P. (1991). Childhood experience, interpersonal development, and reproductive strategy. *Child Development*, 62, 647–670. <https://doi.org/10.2307/1131166>
- Bentley, G. R., Goldberg, T., & Jasińska, G. Z. Y. (1993). The fertility of agricultural and non-agricultural traditional societies. *Population Studies*, 47, 269–281. <https://doi.org/10.1080/0032472031000147006>
- Berbesque, J. C., Marlowe, F. W., Shaw, P., & Thompson, P. (2014). Hunter-gatherers have less famine than agriculturalists. *Biology Letters*, 10, 20130853. <https://doi.org/10.1098/rsbl.2013.0853>
- Bigelow, R. (1975). The role of competition and cooperation in human evolution. In M. A. Nettlefield, R. D. Givens & A. Nettlefield (Eds.), *War, its causes and correlates* (pp. 235–261). De Gruyter Mouton.
- Bjorklund, D. F., & Ellis, B. J. (2014). Children, childhood, and development in evolutionary perspective. *Developmental Review*, 34, 225–264. <https://doi.org/10.1016/j.dr.2014.05.005>
- Blackwell, A. D., Snodgrass, J. J., Madimenos, F. C., & Sugiyama, L. S. (2010). Life history, immune function, and intestinal helminths: Trade-offs among immunoglobulin E, C-reactive protein, and growth in an Amazonian population. *American Journal of Human Biology*, 22, 836–848. <https://doi.org/10.1002/ajhb.21092>
- Blurton Jones, N. G., Hawkes, K., & O'Connell, J. F. (1989). Modelling and measuring costs of children in two foraging societies. In V. Standen & R. A. Foley (Eds.), *Comparative socioecology of humans and other mammals* (pp. 367–390). Basil Blackwell.
- Bocquet-Appel, J. P. (2002). Paleoanthropological traces of a Neolithic demographic transition. *Current Anthropology*, 43, 637–650. <https://doi.org/10.1086/342429>
- Boesch, C., & Boesch-Achermann, H. (2000). *The chimpanzees of the Tai Forest: Behavioral ecology and evolution*. Oxford University Press.
- Bonanno, G. A., Westphal, M., & Mancini, A. D. (2011). Resilience to loss and potential trauma. *Annual Review of Clinical Psychology*, 7, 511–535. <https://doi.org/10.1146/annurev-clinpsy-032210-104526>
- Bornstein, M. H., Putnick, D. L., Lansford, J. E., Deater-Deckard, K., & Bradley, R. H. (2015). A developmental analysis of caregiving modalities across infancy in 38 low- and middle-income countries. *Child Development*, 86, 1571–1587. <https://doi.org/10.1111/cdev.12402>
- Bornstein, M. H., Putnick, D. L., Park, Y., Suwalsky, J. T. D., Haynes, O. M. (2017). Human infancy and parenting in global perspective: Specificity. *Proceedings of the Royal Society B*, 284, 20172168. <https://doi.org/10.1098/rspb.2017.2168>
- Boyette, A. H., Lew-Levy, S., Sarma, M. S., Valchy, M., & Gettler, L. T. (2020). Fatherhood, egalitarianism, and child health in two small-scale societies in the Republic of the Congo. *American Journal of Human Biology*, 32, e23342. <https://doi.org/10.1002/ajhb.23342>
- Bribiescas, R. G. (2021). Evolutionary and life history insights into masculinity and warfare: Opportunities and limitations. *Current Anthropology*, 62, 38–53. <https://doi.org/10.1086/711688>
- Brown, D., Hawkins-Rodgers, Y., & Kapadia, K. (2008). Multicultural considerations for the application of attachment theory. *American Journal of Psychotherapy*, 62, 353–363. <https://doi.org/10.1176/appi.psychotherapy.2008.62.4.353>
- Bryce, J., Boschi-Pinto, C., Shibuya, K., Black, R. E., & WHO Child Health Epidemiology Reference Group. (2005). WHO estimates of the cause of death in children. *Lancet*, 365, 1147–1152. [https://doi.org/10.1016/S0140-6736\(05\)71877-8](https://doi.org/10.1016/S0140-6736(05)71877-8)
- Budnik, A., & Liczbińska, G. (2006). Urban and rural differences in mortality and causes of death in historical Poland. *American Journal of Physical Anthropology*, 129, 294–304. <https://doi.org/10.1002/ajpa.20288>
- Bugental, D. B., Beaulieu, D. A., & Silbert-Geiger, A. (2010). Increases in parental investment and child health as a result of an early intervention. *Journal of Experimental Child Psychology*, 106, 30–40. <https://doi.org/10.1016/j.jecp.2009.10.004>
- Bulger, J., & Hamilton, W. J. (1987). Rank and density correlates of inclusive fitness measures in a natural chacma baboon (*Papio ursinus*) population. *International Journal of Primatology*, 8, 635–650. <https://doi.org/10.1007/BF02735781>
- Buss, D. M. (1999). *Evolutionary psychology: The new science of the mind*. Allyn and Bacon.
- Callaghan, B. L., & Tottenham, N. (2016). The stress acceleration hypothesis: Effects of early-life adversity on emotion circuits and behavior. *Current Opinion in Behavioral Sciences*, 7, 76–81. <https://doi.org/10.1016/j.cobeha.2015.11.018>
- Cameron, R. D., Smith, W. T., Fancy, S. G., Gerhart, K. L., & White, R. G. (1993). Calving success of female caribou in relation to body weight. *Canadian Journal of Zoology*, 71, 480–486. <https://doi.org/10.1139/z93-069>
- Caswell, H. (2007). Extrinsic mortality and the evolution of senescence. *Trends in Ecology & Evolution*, 22, 173–174. <https://doi.org/10.1016/j.tree.2007.01.006>
- Chagnon, N. A. (2012). *The Yanomamo* (6th ed.). Cengage Learning.
- Chall, J. S., Jacobs, V. A., & Baldwin, L. E. (1990). *The reading crisis: Why poor children fall behind*. Harvard University Press.
- Chapman, C. A., Rothman, J. M., & Lambert, J. E. (2012). Food as a selective force in primates. In J. C. Mitani, J. Call, P. M. Kappeler, R. A. Palombit & J. B. Silk (Eds.), *The evolution of primate societies* (pp. 149–168). University of Chicago Press.
- Charlesworth, B. (2000). Fisher, Medawar, Hamilton and the evolution of aging. *Genetics*, 156, 927–931. <https://www.genetics.org/content/156/3/927>
- Charnov, E. L., & Berrigan, D. (1993). Why do female primates have such long lifespans and so few babies? Or life in the slow lane. *Evolutionary Anthropology*, 1, 191–194. <https://doi.org/10.1002/evan.1360010604>
- Cheney, D. L., Seyfarth, R. M., Fischer, J., Beehner, J., Bergman, T., Johnson, S. E., Kitchen, D. M., Palombit, R. A., Rendall, D., & Silk, J. B. (2004). Factors affecting reproduction and mortality among baboons in the Okavango Delta, Botswana. *International Journal of Primatology*, 25, 401–428. <https://doi.org/10.1023/B:IJOP.0000019159.75573.13>
- Chisholm, J. S. (1996). The evolutionary ecology of attachment organization. *Human Nature*, 7, 1–38. <https://doi.org/10.1007/BF02733488>
- Christ, T., & Wang, X. C. (2011). Closing the vocabulary gap? A review of research on early childhood vocabulary practices. *Reading Psychology*, 32, 426–458. <https://doi.org/10.1080/02702711.2010.495638>
- Clancy, K. B., & Davis, J. L. (2019). Soylent is people, and WEIRD is white: Biological anthropology, whiteness, and the limits of the WEIRD. *Annual Review of Anthropology*, 48, 169–186. <https://doi.org/10.1146/annurev-anthro-102218-011133>
- Clegg, J. M., Wen, N. J., DeBaylo, P. H., Alcott, A., Keltner, E. C., & Legare, C. H. (2021). Teaching through collaboration: Flexibility and diversity in caregiver–child interaction across cultures. *Child Development*, 92, e56–e75. <https://doi.org/10.1111/cdev.13443>
- Clutton-Brock, T. H. (1991). *Monographs in behavior and ecology: Vol. 64. The evolution of parental care*. Princeton University Press. <https://doi.org/10.2307/j.ctvs32ssj>
- Clutton-Brock, T. H., Major, M., Albon, S. D., & Guinness, F. E. (1987). Early development and population dynamics in red deer. I. Density-dependent effects on juvenile survival. *Journal of Animal Ecology*, 56, 53–67. <https://doi.org/10.2307/4799>
- Coall, D. A., & Chisholm, J. S. (2003). Evolutionary perspectives on pregnancy: Maternal age at menarche and infant birth weight. *Social Science and Medicine*, 57, 1771–1781. [https://doi.org/10.1016/S0277-9536\(03\)00022-4](https://doi.org/10.1016/S0277-9536(03)00022-4)
- Cohen, S., Murphy, M. L. M., & Prather, A. A. (2019). Ten surprising facts about stressful life events and disease risk. *Annual Review of Psychology*, 70, 577–597. <https://doi.org/10.1146/annurev-psych-010418-102857>
- Colich, N. L., Rosen, M. L., Williams, E. S., & McLaughlin, K. A. (2020). Biological aging in childhood and adolescence following experiences of threat and deprivation: A systematic review and meta-analysis. *Psychological Bulletin*, 146, 721–764. <https://doi.org/10.1037/bul0000270>

- Cosmides, L., & Tooby, J. (1999). Toward an evolutionary taxonomy of treatable conditions. *Journal of Abnormal Psychology, 108*, 453–464. <https://doi.org/10.1037/0021-843X.108.3.453>
- Cristia, A., Dupoux, E., Gurven, M., & Stieglitz, J. (2019). Child-directed speech is infrequent in a forager-farmer population: A time allocation study. *Child Development, 90*, 759–773. <https://doi.org/10.1111/cdev.12974>
- Crittenden, A. N., Conklin-Brittain, N. L., Zes, D. A., Schoeninger, M. J., & Marlowe, F. W. (2013). Juvenile foraging among the Hadza: Implications for human life history. *Evolution and Human Behavior, 34*, 299–304. <https://doi.org/10.1016/j.evolhumbehav.2013.04.004>
- Crockford, C., Samuni, L., Vigilant, L., & Wittig, R. M. (2020). Postweaning maternal care increases male chimpanzee reproductive success. *Science Advances, 6*, eaaz5746. <https://doi.org/10.1126/sciadv.aaz5746>
- Cunningham, A. J., Worthington, S., Venkataraman, V. V., Wrangham, R. W. (2019). Do modern hunter-gatherers live in marginal habitats? *Journal of Archaeological Science: Reports, 25*, 584–599. <https://doi.org/10.1016/j.jasrep.2019.05.028>
- Cunningham, H. (2005). *Children and childhood in Western society since 1500* (2nd ed.). Routledge. <https://doi.org/10.4324/9781315835495>
- Curtis, V., De Barra, M., & Auger, R. (2011). Disgust as an adaptive system for disease avoidance behaviour. *Philosophical Transactions of the Royal Society B, 366*, 389–401. <https://doi.org/10.1098/rstb.2010.0117>
- Daly, M. (2016). *Killing the competition: Economic inequality and homicide*. Routledge. <https://doi.org/10.4324/9780203787748>
- Daly, M., & Wilson, M. (1988). *Homicide*. Aldine De Gruyter.
- Daly, M., & Wilson, M. (2005). Carpe diem: Adaptation and devaluing the future. *The Quarterly Review of Biology, 80*, 55–60. <https://doi.org/10.1086/431025>
- Danese, A., & Widom, C. S. (2020). Objective and subjective experiences of child maltreatment and their relationships with psychopathology. *Nature Human Behaviour, 4*, 811–818. <https://doi.org/10.1038/s41562-020-0880-3>
- De Courson, B., & Nettle, D. (2021). Why do inequality and deprivation produce high crime and low trust? *Scientific Reports, 11*, 1937. <https://doi.org/10.1038/s41598-020-80897-8>
- De Vries, M. W. (1984). Temperament and infant mortality among the Masai of East Africa. *American Journal of Psychiatry, 141*, 1189–1194. <https://doi.org/10.1176/ajp.141.10.1189>
- De Vries, M. W. (1987a). Alternatives to mother–infant attachment in the neonatal period. In C. M. Super (Ed.), *The role of culture in developmental disorder* (pp. 109–130). Academic Press.
- De Vries, M. W. (1987b). Cry babies, culture, and catastrophe: Infant temperament among the Masai. In N. Scheper-Hughes (Ed.), *Child survival: Anthropological perspectives on the treatment and maltreatment of children* (pp. 165–185). Springer.
- DeJoseph, M. L., Sifre, R. D., Raver, C. C., Blair, C. B., & Berry, D. (2021). Capturing environmental dimensions of adversity and resources in the context of poverty across infancy through early adolescence: A moderated non-linear factor model. *Child Development*. Advance online publication. <https://doi.org/10.1111/cdev.13504>
- Del Giudice, M. (2009). Sex, attachment, and the development of reproductive strategies. *Behavioral and Brain Sciences, 32*, 1–21. <https://doi.org/10.1017/S0140525X09000016>
- Del Giudice, M. (2018). *Evolutionary psychopathology: A unified approach*. Oxford University Press. <https://doi.org/10.1093/med-psych/9780190246846.001.0001>
- Del Giudice, M., Gangestad, S. W., & Kaplan, H. S. (2015). Life history theory and evolutionary psychology. In D. M. Buss (Ed.), *The handbook of evolutionary psychology* (Vol. 1, 2nd ed., pp. 88–114). Wiley.
- Diamond, J. (1993). *The third chimpanzee: The evolution and future of the human animal*. Harper Perennial.
- Diamond, J. (2013). *Guns, germs and steel: A short history of everybody for the last 13,000 years*. Random House.
- Dickeman, M. (1975). Demographic consequences of infanticide in man. *Annual Review of Ecology and Systematics, 6*, 107–137. <https://doi.org/10.1146/annurev.es.06.110175.000543>
- Dong, M., Anda, R. F., Felitti, V. J., Dube, S. R., Williamson, D. F., Thompson, T. J., & Giles, W. H. (2004). The interrelatedness of multiple forms of childhood abuse, neglect, and household dysfunction. *Child Abuse and Neglect, 28*, 771–784. <https://doi.org/10.1016/j.chiabu.2004.01.008>
- Draper, P., & Harpending, H. (1982). Father absence and reproductive strategy: An evolutionary perspective. *Journal of Anthropological Research, 38*, 255–273. <https://doi.org/10.1086/jar.38.3.3629848>
- Dressler, W. W. (2012). Cultural consonance: Linking culture, the individual and health. *Preventive Medicine, 55*, 390–393. <https://doi.org/10.1016/j.ypmed.2011.12.022>
- Dressler, W. W., Balieiro, M. C., & Dos Santos, J. E. (2018). What you know, what you do, and how you feel: Cultural competence, cultural consonance, and psychological distress. *Frontiers in Psychology, 8*, 2355. <https://doi.org/10.3389/fpsyg.2017.02355>
- Dressler, W. W., Borges, C. D., Balieiro, M. C., & Dos Santos, J. E. (2005). Measuring cultural consonance: Examples with special reference to measurement theory in anthropology. *Field Methods, 17*, 331–355. <https://doi.org/10.1177/1525822X05279899>
- Eibl-Eibesfeldt, I. (1983). Patterns of parent–child interaction in a cross-cultural perspective. In A. Oliverio & M. Zappella (Eds.), *The behavior of human infants* (pp. 177–217). Springer.
- Ellis, B. J. (2004). Timing of pubertal maturation in girls: An integrated life history approach. *Psychological Bulletin, 130*, 920–958. <https://doi.org/10.1037/0033-2909.130.6.920>
- Ellis, B. J., Abrams, L. S., Masten, A. S., Tottenham, N., Sternberg, R. J., & Frankenhuis, W. E. (2020). Hidden talents in harsh environments. *Development and Psychopathology*. Advance online publication. <https://doi.org/10.1017/S0954579420000887>
- Ellis, B. J., & Del Giudice, M. (2014). Beyond allostatic load: Rethinking the role of stress in regulating human development. *Development and Psychopathology, 26*, 1–20. <https://doi.org/10.1017/S0954579413000849>
- Ellis, B. J., & Del Giudice, M. (2019). Developmental adaptation to stress: An evolutionary perspective. *Annual Review of Psychology, 70*, 111–139. <https://doi.org/10.1146/annurev-psych-122216-011732>
- Ellis, B. J., Del Giudice, M., Dishion, T. J., Figueredo, A. J., Gray, P., Griskevicius, V., Hawley, P. H., Jacobs, W. J., James, J., Volk, A. A., & Wilson, D. S. (2012). The evolutionary basis of risky adolescent behavior: Implications for science, policy, and practice. *Developmental Psychology, 48*, 598–623. <https://doi.org/10.1037/a0026220>
- Ellis, B. J., Figueredo, A. J., Brumbach, B. H., & Schlomer, G. L. (2009). Fundamental dimensions of environmental risk: The impact of harsh versus unpredictable environments on the evolution and development of life history strategies. *Human Nature, 20*, 204–268. <https://doi.org/10.1007/s12110-009-9063-7>
- Ellison, P. T. (2001). *On fertile ground: A natural history of human reproduction*. Harvard University Press.
- Eltanamy, H., Leijten, P., Jak, S., & Overbeek, G. (2021). Parenting in times of war: A meta-analysis and qualitative synthesis of war exposure, parenting, and child adjustment. *Trauma, Violence, & Abuse, 22*, 147–160. <https://doi.org/10.1177/1524838019833001>
- Fabian, S. M. (1992). *Space-time of the Bororo of Brazil*. University Press of Florida.
- Fairbanks, L. A., & McGuire, M. T. (1995). Maternal condition and the quality of maternal care in vervet monkeys. *Behaviour, 132*, 733–754. <https://doi.org/10.1163/156853995X00126>
- Finkelhor, D., Ormrod, R. K., & Turner, H. A. (2007). Polyvictimization and trauma in a national longitudinal cohort. *Development and Psychopathology, 19*, 149–166. <https://doi.org/10.1017/S0954579407070083>
- Food and Agriculture Organization of the United Nations, International Fund for Agricultural Development, UNICEF, World Food Programme, & World Health Organization. (2019). The state of food security and nutrition in the world 2019: Safeguarding against economic slow-downs and downturns. <https://www.wfp.org/publications/2019-state-food-security-and-nutrition-world-sofi-safeguarding-against-economic>

- Fox, S. E., Levitt, P., & Nelson, C. A. (2010). How the timing and quality of early experiences influence the development of brain architecture. *Child Development, 81*, 28–40. doi: [10.1111/j.1467-8624.2009.01380.x](https://doi.org/10.1111/j.1467-8624.2009.01380.x)
- Frankenhuis, W. E., & de Weerth, C. (2013). Does early-life exposure to stress shape or impair cognition? *Current Directions in Psychological Science, 22*, 407–412. <https://doi.org/10.1177/0963721413484324>
- Frankenhuis, W. E., & Nettle, D. (2020). The strengths of people in poverty. *Current Directions in Psychological Science, 29*, 16–21. <https://doi.org/10.1177/0963721419881154>
- Frankenhuis, W. E., & Nettle, D. (2020a). Integration of plasticity research across disciplines. *Current Opinion in Behavioral Sciences, 36*, 157–162. <https://doi.org/10.1016/j.cobeha.2020.10.012>
- Frankenhuis, W. E., Nettle, D., & Dall, S. R. X. (2019). A case for environmental statistics for early life effects. *Philosophical Transactions of the Royal Society B, 374*, 20180110. <https://doi.org/10.1098/rstb.2018.0110>
- Frankenhuis, W. E., Nettle, D., & McNamara, J. M. (2018). Echoes of early life: Recent insights from mathematical modeling. *Child Development, 89*, 1504–1518. <https://doi.org/10.1111/cdev.13108>
- Frankenhuis, W. E., Panchanathan, K., & Barto, A. (2019). Enriching behavioural ecology with reinforcement learning methods. *Behavioural Processes, 161*, 94–100. <https://doi.org/10.1016/j.beproc.2018.01.008>
- Frankenhuis, W. E., Panchanathan, K., & Nettle, D. (2016). Cognition in harsh and unpredictable environments. *Current Opinion in Psychology, 7*, 76–80. <https://doi.org/10.1016/j.copsyc.2015.08.011>
- Frankenhuis, W. E., & Walasek, N. (2020). Modeling the evolution of sensitive periods. *Developmental Cognitive Neuroscience, 41*, 100715. <https://doi.org/10.1016/j.dcn.2019.100715>
- Frankenhuis, W. E., Young, E. S., & Ellis, B. J. (2020). The hidden talents approach: Theoretical and methodological challenges. *Trends in Cognitive Sciences, 24*, 569–581. <https://doi.org/10.1016/j.tics.2020.03.007>
- Franklin, P., Volk, A. A., & Wong, I. (2018). Are newborns' faces less appealing. *Evolution and Human Behavior, 39*, 269–276. <https://doi.org/10.1016/j.evolhumbehav.2018.01.003>
- Frei, K. M., Mannering, U., Kristiansen, K., Allentoft, M. E., Wilson, A. S., Skals, I., Tridico, S., Nosch, M. L., Willerslev, E., Clarke, L., & Frei, R. (2015). Tracing the dynamic life story of a Bronze Age female. *Scientific Reports, 5*, 10431. <https://doi.org/10.1038/srep10431>
- Fry, D. P., & Söderberg, P. (2013). Lethal aggression in mobile forager bands and implications for the origins of war. *Science, 341*, 270–273. <https://doi.org/10.1126/science.1235675>
- Gabard-Durnam, L. J., & McLaughlin, K. A. (2019). Do sensitive periods exist for exposure to adversity? *Biological Psychiatry, 85*, 789–791. <https://doi.org/10.1016/j.biopsych.2019.03.975>
- Galván, A. (2010). Neural plasticity of development and learning. *Human Brain Mapping, 31*, 879–890. <https://doi.org/10.1002/hbm.21029>
- Ganz, Z. (2018). Attachment theory's universality hypothesis: Clinical implications for culturally responsive assessment. *Smith College Studies in Social Work, 88*, 262–281. <https://doi.org/10.1080/00377317.2018.1507369>
- Garcia, A. R., Blackwell, A. D., Trumble, B. C., Stieglitz, J., Kaplan, H., & Gurven, M. D. (2020). Evidence for height and immune function trade-offs among preadolescents in a high pathogen population. *Evolution, Medicine, and Public Health, 1*, 86–99. <https://doi.org/10.1093/emph/eoaa017>
- Gat, A. (2008). *War in human civilization*. Oxford University Press.
- Geary, D. C., & Berch, D. B. (2016). *Evolutionary perspectives on child development and education*. Springer. <https://doi.org/10.1007/978-3-319-29986-0>
- Gee, D. G. (2020). Caregiving influences on emotional learning and regulation: Applying a sensitive period model. *Current Opinion in Behavioral Sciences, 36*, 177–184. <https://doi.org/10.1016/j.cobeha.2020.11.003>
- Gee, D. G., Gabard-Durnam, L. J., Flannery, J., Goff, B., Humphreys, K. L., Telzer, E. H., Hare, A., Bookheimer, S. Y., & Tottenham, N. (2013). Early developmental emergence of human amygdala–prefrontal connectivity after maternal deprivation. *Proceedings of the National Academy of Sciences, 110*, 15638–15643. <https://doi.org/10.1073/pnas.1307893110>
- Geronimus, A. T. (1996). What teen mothers know. *Human Nature, 7*, 323–352. <https://doi.org/10.1007/BF02732898>
- Gettler, L. T., McDade, T. W., Bragg, J. M., Feranil, A. B., & Kuzawa, C. W. (2015). Developmental energetics, sibling death, and parental instability as predictors of maturational tempo and life history scheduling in males from Cebu, Philippines. *American Journal of Physical Anthropology, 158*, 175–184. <https://doi.org/10.1002/ajpa.22783>
- Gibson, M. A., & Mace, R. (2005). Helpful grandmothers in rural Ethiopia: A study of the effect of kin on child survival and growth. *Evolution and Human Behavior, 26*, 469–482. <https://doi.org/10.1016/j.evolhumbehav.2005.03.004>
- Gonzaga, M. R., Queiroz, B. L., & De Lima, E. E. C. (2018). Compression of mortality: The evolution of the variability in the age of death in Latin America. *Revista Latinoamericana de Población, 12*, 9–35. <https://doi.org/10.31406/n23a2>
- Grafen, A. (2007). The formal Darwinism project: A mid-term report. *Journal of Evolutionary Biology, 20*, 1243–1254. <https://doi.org/10.1111/j.1420-9101.2007.01321.x>
- Green, J. G., McLaughlin, K. A., Berglund, P. A., Gruber, M. J., Sampson, N. A., Zaslavsky, A. M., & Kessler, R. C. (2010). Childhood adversities and adult psychopathology in the national comorbidity survey replication I: Associations with first onset of DSM-IV disorders. *Archives of General Psychiatry, 62*, 113–123. <https://doi.org/10.1001/archgenpsychiatry.2009.186>
- Greenough, W. T., Black, J. E., & Wallace, C. S. (1987). Experience and brain development. *Child Development, 58*, 539–559. <https://doi.org/10.2307/1130197>
- Gurven, N., & Kaplan, H. (2007). Longevity among hunter-gatherers: A cross-cultural examination. *Population and Development Review, 33*, 321–365. <https://doi.org/10.1111/j.1728-4457.2007.00171.x>
- Hagen, E. H. (1999). The functions of postpartum depression. *Evolution and Human Behavior, 20*, 325–359. [https://doi.org/10.1016/S1090-5138\(99\)00016-1](https://doi.org/10.1016/S1090-5138(99)00016-1)
- Halcrow, S., Warren, R., Kushnick, G., & Nowell, A. (2020). Care of infants in the past: Bridging evolutionary anthropological and bioarchaeological approaches. *Evolutionary Human Sciences, 2*, e47. <https://doi.org/10.1017/ehs.2020.46>
- Hamilton, W. D. (1966). The moulding of senescence by natural selection. *Journal of Theoretical Biology, 12*, 12–45. [https://doi.org/10.1016/0022-5193\(66\)90184-6](https://doi.org/10.1016/0022-5193(66)90184-6)
- Hammer, M. L. A., & Foley, R. A. (1996). Longevity and life history in hominid evolution. *Human Evolution, 11*, 61–66. <https://doi.org/10.1007/BF02456989>
- Han, S., Betsinger, T. K., & Scott, A. B. (2017). *The anthropology of the fetus: Biology, culture, and society*. Berghahn Books.
- Hanson, J. L., & Nacewicz, B. M. (2020). Amygdala allostasis and early life adversity: Considering excitotoxicity and inescapability in the sequelae of stress. *Frontiers in Human Neuroscience, 15*, 624705. <https://doi.org/10.3389/fnhum.2021.624705>
- Hanya, G., & Chapman, C. A. (2013). Linking feeding ecology and population abundance: A review of food resource limitation on primates. *Ecological Research, 28*, 183–190. <https://doi.org/10.1007/s11284-012-1012-y>
- Harris, T. R., Chapman, C. A., & Monfort, S. L. (2010). Small folivorous primate groups exhibit behavioral and physiological effects of food scarcity. *Behavioral Ecology, 21*, 46–56. <https://doi.org/10.1093/beheco/arp150>
- Hart, B., & Risley, T. R. (1995). *Meaningful differences in the everyday experience of young American children*. Paul H Brookes.
- Hart, D., & Sussman, R. W. (2009). *Man the hunted: Primates, predators and human evolution*. Routledge. <https://doi.org/10.4324/9780429499081>
- Hasegawa, T., & Hiraiwa, M. (1980). Social interactions of orphans observed in a free-ranging troop of Japanese monkeys. *Folia Primatologica, 33*, 129–158. <https://doi.org/10.1159/000155930>
- Hawley, P. H. (2015). Social dominance in childhood and its evolutionary underpinnings: Why it matters and what we can do. *Pediatrics, 135*, 31–38. <https://doi.org/10.1542/peds.2014-3549D>
- Hawley, P. H., Little, T. D., & Rodkin, P. C. (2007). *Aggression and adaptation: The brightside to bad behavior*. Routledge. <https://doi.org/10.4324/9780203936900>
- Heath, S. B. (1983). *Ways with words: Language, life and work in communities and classrooms*. Cambridge University Press.
- Hendrix, C. L., Dilks, D. D., McKenna, B. G., Dunlop, A. L., Corwin, E. J., & Brennan, P. A. (2020). Maternal childhood adversity associates with frontoamygdala connectivity in neonates. *Biological Psychiatry: Cognitive Neuroscience and Neuroimaging*. Advance online publication. <https://doi.org/10.1016/j.bpsc.2020.11.003>

- Henrich, J., Heine, S. J., & Norenzayan, A. (2010). The weirdest people in the world? *Behavioral and Brain Sciences*, 33, 61–83. <https://doi.org/10.1017/S0140525X0999152X>
- Hewlett, B. S. (1991). Demography and childcare in preindustrial societies. *Journal of Anthropological Research*, 47, 1–37. <https://doi.org/10.1086/jar.47.1.3630579>
- Hill, K., & Hurtado, A. M. (1996). *Ache life history: The ecology and demography of a foraging people*. Routledge. <https://doi.org/10.4324/9781351329248>
- Hill, K., Hurtado, A. M., & Walker, R. S. (2007). High adult mortality among Hiwi hunter-gatherers: Implications for human evolution. *Journal of Human Evolution*, 52, 443–454. <https://doi.org/10.1016/j.jhevol.2006.11.003>
- Hill, K., & Kaplan, H. (1988). Tradeoffs in male and female reproductive strategies among the Ache: Part 2. In L. Betzig, P. Turke & M. Borgerhoff-Mulder (Eds.), *Human reproductive behavior: A Darwinian perspective* (pp. 291–306). Cambridge University Press.
- Hill, R. A., & Dunbar, R. I. M. (1998). An evaluation of the roles of predation rate and predation risk as selective pressures on primate grouping behaviour. *Behaviour*, 135, 411–430. <https://doi.org/10.1163/156853998793066195>
- Homer-Dixon, T. F. (1994). Environmental scarcities and violent conflict: Evidence from cases. *International Security*, 19, 5–40. <https://doi.org/10.2307/2539147>
- House, B. R., Silk, J. B., Henrich, J., Barrett, H. C., Scelza, B. A., Boyette, A. H., Hewlett, B. S., McElreath, R., & Laurence, S. (2013). Ontogeny of prosocial behavior across diverse societies. *Proceedings of the National Academy of Sciences*, 110, 14586–14591. <https://doi.org/10.1073/pnas.1221217110>
- Howell, N. (2010). *Life histories of the Dobe! Kung: Food, fatness, and well-being over the life span*. University of California Press. <https://www.jstor.org/stable/10.1525/j.ctt1pnrsr>
- Hrdy, S. B. (1979). Infanticide among animals: A review, classification, and examination of the implications for the reproductive strategies of females. *Ethology and Sociobiology*, 1, 13–40. [https://doi.org/10.1016/0162-3095\(79\)90004-9](https://doi.org/10.1016/0162-3095(79)90004-9)
- Hrdy, S. B. (1999). *Mother nature: A history of mothers, infants, and natural selection*. Pantheon.
- Hrdy, S. B. (2009). *Mothers and others: The evolutionary origins of mutual understanding*. Harvard University Press.
- Hrdy, S. B. (2016). Development plus social selection in the emergence of “emotionally modern” humans. In C. L. Meehan & A. Crittenden (Eds.), *Childhood: Origins, evolution, and implications* (pp. 11–44). SAR Press.
- Hrdy, S. B., Janson, C., & Van Schaik, C. (1994). Infanticide: ‘Et’s not throw out the baby with the bath water. *Evolutionary Anthropology: Issues, News, and Reviews*, 3, 151–154. <https://doi.org/10.1002/evan.1360030503>
- Human Mortality Database. (2008). University of California; Berkeley (USA); and Max Planck Institute for Demographic Research (Germany). www.mortality.org or www.humanmortality.de.
- Humphreys, K. L., & Salo, V. C. (2020). Expectable environments in early life. *Current Opinion in Behavioral Sciences*, 36, 115–119. <https://doi.org/10.1016/j.cobeha.2020.09.004>
- Humphreys, K. L., & Zeanah, C. H. (2015). Deviations from the expectable environment in early childhood and emerging psychopathology. *Neuropsychopharmacology*, 40, 154–170. <https://doi.org/10.1038/npp.2014.165>
- Infurna, F. J., & Luthar, S. S. (2016). Resilience to major life stressors is not as common as thought. *Perspectives on Psychological Science*, 11, 175–194. <https://doi.org/10.1177/1745691615621271>
- Jacobs, J., Agho, K., Stevens, G., & Raphael, B. (2012). Do childhood adversities cluster in predictable ways? A systematic review. *Vulnerable Children and Youth Studies*, 7, 103–115. <https://doi.org/10.1080/17450128.2012.658886>
- Johnson, M. D. (2012). Healthy marriage initiatives: On the need for empiricism in policy implementation. *American Psychologist*, 67, 296–308. <https://doi.org/10.1037/a0027743>
- Johnston, F. E., & Snow, C. E. (1961). The reassessment of the age and sex of the Indian Knoll skeletal population: Demographic and methodological aspects. *American Journal of Physical Anthropology*, 19, 237–244. <https://doi.org/10.1002/ajpa.1330190304>
- Jones, J. H. (2009). The force of selection on the human life cycle. *Evolution and Human Behavior*, 30, 305–314. <https://doi.org/10.1016/j.evolhumbehav.2009.01.005>
- Kaplan, H. S., & Lancaster, J. B. (2000). The evolutionary economics and psychology of the demographic transition to low fertility. In L. Cronk, N. Chagnon & W. Irons (Eds.), *Adaptation and human behavior: An anthropological perspective* (pp. 238–322). Routledge.
- Kaplan, H. S., & Lancaster, J. B. (2003). An evolutionary and ecological analysis of human fertility, mating patterns, and parental investment. In K. W. Wachter & R. A. Bulatao (Eds.), *Offspring: Human fertility behavior in biodemographic perspective* (pp. 170–223). National Academies Press.
- Katona, P., & Katona-Apte, J. (2008). The interaction between nutrition and infection. *Clinical Infectious Diseases*, 46, 1582–1588. <https://doi.org/10.1086/587658>
- Keech, M. A., Bowyer, R. T., Ver Hoef, J. M., Boertje, R. D., Dale, B. W., & Stephenson, T. R. (2000). Life-history consequences of maternal condition in Alaskan moose. *The Journal of Wildlife Management*, 64, 450–462. <https://doi.org/10.2307/3803243>
- Keeley, L. H. (1996). *War before civilization: The myth of the peaceful savage*. Oxford University Press.
- Keller, H. (2008). Attachment—past and present: But what about the future? *Integrative Psychological and Behavioral Science*, 42, 406–415. <https://doi.org/10.1007/s12124-008-9080-9>
- Keller, H., Bard, K., Morelli, G., Chaudhary, N., Vicedo, M., Rosabal-Coto, M., Scheidecker, G., Murray, M., & Gottlieb, A. (2018). The myth of universal sensitive responsiveness: Comment on Mesman et al. (2017). *Child Development*, 89, 1921–1928. <https://doi.org/10.1111/cdev.13031>
- Kelly, R. L. (2013). *The lifeways of hunter-gatherers: The foraging spectrum*. Cambridge University Press. <https://doi.org/10.1017/CBO9781139176132>
- Ketelaar, T., & Ellis, B. J. (2000). Are evolutionary explanations unfalsifiable? Evolutionary psychology and the Lakatosian philosophy of science. *Psychological Inquiry*, 11, 1–21. https://doi.org/10.1207/S15327965PLI1101_01
- Kievit, R. A., Frankenhuis, W. E., Waldorp, L. J., & Borsboom, D. (2013). Simpson’s paradox in psychological science: A practical guide. *Frontiers in Psychology*, 4, 513. <https://doi.org/10.3389/fpsyg.2013.00513>
- King, L. S., Humphreys, K. L., & Gotlib, I. H. (2019). The neglect-enrichment continuum: Characterizing variation in early caregiving environments. *Developmental Review*, 51, 109–122. <https://doi.org/10.1016/j.dr.2019.01.001>
- Kline, M. A. (2015). How to learn about teaching: An evolutionary framework for the study of teaching behavior in humans and other animals. *Behavioral and Brain Sciences*, 38, e31. <https://doi.org/10.1017/S0140525X14000090>
- Kojima, H. (2003). The history of children and youth in Japan. In W. Koops & M. Zucherman (Eds.), *Beyond the century of the child: Cultural history and developmental psychology* (pp. 112–135). University of Pennsylvania Press.
- Konigsberg, L. W., & Frankenberg, S. R. (1994). Paleodemography: “Not quite dead.” *Evolutionary Anthropology*, 3, 92–105. <https://doi.org/10.1002/evan.1360030306>
- Konner, M. (2016). Hunter-gatherer infancy and childhood in the context of human evolution. In C. J. Meehan & A. N. Crittenden (Eds.), *Childhood: Origins, evolution, and implications* (pp. 123–154). University of New Mexico Press.
- Konner, M. J. (2010). *The evolution of childhood: Relationships, emotion, mind*. Belknap Press.
- Koonen, R., & Herrmann, E. (2018). The effects of social context and food abundance on chimpanzee feeding competition. *American Journal of Primatology*, 80, e22734. <https://doi.org/10.1002/ajp.22734>
- Korbin, J. E. (1987). Child maltreatment in cross-cultural perspective: Vulnerable children and circumstances. In R. J. Gelles & J. B. Lancaster (Eds.), *Child abuse and neglect: Biosocial dimensions* (pp. 31–56). Aldine de Gruyter.
- Kramer, K. L. (2005). Children’s help and the pace of reproduction: Cooperative breeding in humans. *Evolutionary Anthropology*, 14, 224–237. <https://doi.org/10.1002/evan.20082>
- Krug, E. G., Mercy, J. A., Dahlberg, L. L., & Zwi, A. B. (2002). The world report on violence and health. *Lancet*, 360, 1083–1088. [https://doi.org/10.1016/S0140-6736\(02\)11133-0](https://doi.org/10.1016/S0140-6736(02)11133-0)

- Kuchirko, Y. A., & Tamis-LeMonda, C. S.** (2019). The cultural context of infant development: Variability, specificity, and universality. In D. A. Henry, E. Votruba-Drzal & P. Miller (Eds.), *Advances in child development and behavior. Child development at the intersection of race and SES* (Vol. 57, pp. 27–63). Academic Press.
- Kuzawa, C. W.** (2005). Fetal origins of developmental plasticity: Are fetal cues reliable predictors of future nutritional environments? *American Journal of Human Biology*, 17, 5–21. <https://doi.org/10.1002/ajhb.20091>
- Kuzawa, C. W., & Bragg, J. M.** (2012). Plasticity in human life history strategy: Implications for contemporary human variation and the evolution of genus Homo. *Current Anthropology*, 53, S369–S382. <https://doi.org/10.1086/667410>
- Kuzawa, C. W., & Quinn, E. A.** (2009). Developmental origins of adult function and health: Evolutionary hypotheses. *Annual Review of Anthropology*, 38, 131–147. <https://doi.org/10.1146/annurev-anthro-091908-164350>
- Laes, C.** (2011). *Children in the Roman Empire: Outsiders within*. Cambridge University Press.
- Lahdenperä, M., Mar, K. U., & Lummaa, V.** (2016). Short-term and delayed effects of mother death on calf mortality in Asian elephants. *Behavioral Ecology*, 27, 166–174. <https://doi.org/10.1093/beheco/arv136>
- Lancy, D. F.** (2010). Learning ‘from nobody’: The limited role of teaching in folk models of child/en’s development. *Childhood in the Past*, 3, 79–106. <https://doi.org/10.1179/cip.2010.3.1.79>
- Lancy, D. F.** (2014). Babies aren’t persons: A survey of delayed personhood. In H. Otto & H. Keller (Eds.), *Different faces of attachment: Cultural variations of a universal human need* (pp. 66–110). Cambridge University Press.
- Lancy, D. F.** (2015). *The anthropology of childhood: Cherubs, chattel, changelings* (2nd ed.). Cambridge University Press. <https://doi.org/10.1017/CBO9781139680530>
- Lancy, D. F.** (2017). *Anthropological perspectives on children as helpers, workers, artisans, and laborers*. Palgrave MacMillan. <https://doi.org/10.1057/978-1-137-53351-7>
- Lansford, J. E., & Dodge, K. A.** (2008). Cultural norms for adult corporal punishment of children and societal rates of endorsement and use of violence. *Parenting*, 8, 257–270. <https://doi.org/10.1080/15295190802204843>
- Lee, R. B., & DeVore, I.** (1968). *Man the hunter*. Routledge. <https://doi.org/10.4324/9780203786567>
- Lee, R. D., & Kramer, K. L.** (2002). Children’s economic roles in the Maya family life cycle: Cain, Caldwell, and Chayanov revisited. *Population and Development Review*, 28, 475–499. <https://doi.org/10.1111/j.1728-4457.2002.00475.x>
- LeFevre, J. A., Polyzois, E., Skwarchuk, S. L., Fast, L., & Sowinski, C.** (2010). Do home numeracy and literacy practices of Greek and Canadian parents predict the numeracy skills of kindergarten children? *International Journal of Early Years Education*, 18, 55–70. <https://doi.org/10.1080/09669761003693926>
- Legare, C. H.** (2019). The development of cumulative cultural learning. *Annual Review of Developmental Psychology*, 1, 119–147. <https://doi.org/10.1146/annurev-devpsych-121318-084848>
- Lew-Levy, S., Reckin, R., Lavi, N., Cristóbal-Azkarate, J., & Ellis-Davies, K.** (2017). How do hunter-gatherer children learn subsistence skills? *Human Nature*, 28, 367–394. <https://doi.org/10.1007/s12110-017-9302-2>
- Lewis, D. M. G., Al-Shawaf, L., Conroy-Beam, D., Asao, K., & Buss, D. M.** (2017). Evolutionary psychology: A how-to guide. *American Psychologist*, 72, 353–373. <https://doi.org/10.1037/a0040409>
- Lewis, M. E.** (2017). *Paleopathology of children: Identification of pathological conditions in the human skeletal remains of non-adults*. Academic Press.
- Lewis, M. E., & Gowland, R.** (2007). Brief and precarious lives: Infant mortality in contrasting sites from medieval and post-medieval England (AD 850–1859). *American Journal of Physical Anthropology*, 134, 117–129. <https://doi.org/10.1002/ajpa.20643>
- Lieven, E. V. M.** (1994). Crosslinguistic and crosscultural aspects of language addressed to children. In C. Gallaway & B. J. Richards (Eds.), *Input and interaction in language acquisition* (pp. 56–73). Cambridge University Press.
- Little, E. E., Carver, L. J., & Legare, C. H.** (2016). Cultural variation in triadic infant-caregiver object exploration. *Child Development*, 87, 1130–1145. <https://doi.org/10.1111/cdev.12513>
- Loeterman, B., & Kotlowitz, A.** (2002). *Let’s get married* (Television broadcast No. 2106). Frontline. Public Broadcasting Service.
- Lozoff, B., & Brittenham, G.** (1979). Infant care: Cache or carry. *Journal of Pediatrics*, 95, 478–483. [https://doi.org/10.1016/s0022-3476\(79\)80540-5](https://doi.org/10.1016/s0022-3476(79)80540-5)
- Lukas, D., & Huchard, E.** (2014). The evolution of infanticide by males in mammalian societies. *Science*, 346, 841–844. <https://doi.org/10.1126/science.1257226>
- Lukas, D., & Huchard, E.** (2019). The evolution of infanticide by females in mammals. *Philosophical Transactions of the Royal Society B*, 374, 20180075. <https://doi.org/10.1098/rstb.2018.0075>
- Lupien, S. J., Ouellet-Morin, I., Hupbach, A., Tu, M. T., Buss, C., Walker, D., Pruessner, J., & McEwen, B. S.** (2006). Beyond the stress concept: Allostatic load: A developmental biological and cognitive perspective. In D. Cicchetti & D. J. Cohen (Eds.), *Developmental psychopathology. Developmental neuroscience* (Vol. 2, 2nd ed., pp. 578–628). Wiley.
- Mace, R.** (2000). Evolutionary ecology of human life history. *Animal Behaviour*, 59, 1–10. <https://doi.org/10.1006/anbe.1999.1287>
- Marlowe, F. W.** (2003). The mating system of foragers in the standard cross-cultural sample. *Cross-Cultural Research*, 37, 282–306. <https://doi.org/10.1177/1069397103254008>
- Marlowe, F. W.** (2005). Hunter-gatherers and human evolution. *Evolutionary Anthropology*, 14, 54–67. <https://doi.org/10.1002/evan.20046>
- Marshall, J.** (1958). Man as hunter. *Natural History*, 72, 1–89.
- Martin, D. L., & Harrod, R. P.** (2015). Bioarchaeological contributions to the study of violence. *American Journal of Physical Anthropology*, 156, 116–145. <https://doi.org/10.1002/ajpa.22662>
- Martin, J. S., Ringen, E. J., Duda, P., & Jaeggi, A. V.** (2020). Harsh environments promote alloparental care across human societies. *Proceedings of the Royal Society B*, 287, 28720200758. <https://doi.org/10.1098/rspb.2020.0758>
- Mathew, S., & Boyd, R.** (2014). The cost of cowardice: Punitive sentiments towards free riders in Turkana raids. *Evolution and Human Behavior*, 35, 58–64. <https://doi.org/10.1016/j.evolhumbehav.2013.10.001>
- Matsumoto, M., Piersiak, H. A., Letterie, M. C., & Humphreys, K. L.** (2020). Population-based estimates of associations between child maltreatment type: A meta-analysis. *Trauma, Violence, & Abuse*. Advance online publication. <https://doi.org/10.1177/15248380211030502>
- Maynard-Smith, J. M., & Harper, D.** (2003). *Animal signals*. Oxford University Press.
- McDade, T. W.** (2003). Life history theory and the immune system: Steps toward a human ecological immunology. *American Journal of Physical Anthropology*, 122, 100–125. <https://doi.org/10.1002/ajpa.10398>
- McDade, T. W., Georgiev, A. V., & Kuzawa, C. W.** (2016). Trade-offs between acquired and innate immune defenses in humans. *Evolution, Medicine, and Public Health*, 2016, 1–16. <https://doi.org/10.1093/emph/eov033>
- McDade, T. W., Reyes-García, V., Tanner, S., Huanca, T., & Leonard, W. R.** (2008). Maintenance versus growth: Investigating the costs of immune activation among children in lowland Bolivia. *American Journal of Physical Anthropology*, 136, 478–484. <https://doi.org/10.1002/ajpa.20831>
- McEwen, B. S., & Stellar, E.** (1993). Stress and the individual: Mechanisms leading to disease. *Archives of Internal Medicine*, 153, 2093–2101. <https://doi.org/10.1001/archinte.1993.00410180039004>
- McLanahan, S., Tach, L., & Schneider, D.** (2013). The causal effects of father absence. *Annual Review of Sociology*, 39, 399–427. <https://doi.org/10.1146/annurev-soc-071312-145704>
- McLaughlin, K. A.** (2016). Future directions in childhood adversity and youth psychopathology. *Journal of Clinical Child & Adolescent Psychology*, 45, 361–382. <https://doi.org/10.1080/15374416.2015.1110823>
- McLaughlin, K. A., & Gabard-Durnam, L. J.** (2021). Experience-driven plasticity and the emergence of psychopathology: A mechanistic framework integrating development and the environment into the Research Domain Criteria (RDoC) model. *Journal of Abnormal Psychology*. <https://doi.org/10.31234/osf.io/nue3d>
- McLaughlin, K. A., Green, J. G., Gruber, M. J., Sampson, N. A., Zaslavsky, A., & Kessler, R. C.** (2012). Childhood adversities and first onset of psychiatric disorders in a national sample of adolescents. *Archives of General Psychiatry*, 69, 1151–1160. <https://doi.org/10.1001/archgenpsychiatry.2011.2277>

- McLaughlin, K. A., & Sheridan, M. A. (2016). Beyond cumulative risk: A dimensional approach to childhood adversity. *Current Directions in Psychological Science*, 25, 239–245. <https://doi.org/10.1177/0963721416655883>
- McLaughlin, K. A., Sheridan, M. A., Humphreys, K. L., Belsky, J., & Ellis, B. J. (2021). The value of dimensional models of early experiences: Thinking clearly about concepts and categories. *Perspectives on Psychological Science*. Advance online publication. <https://doi.org/10.1177/1745691621992346>
- McLaughlin, K. A., Sheridan, M. A., & Nelson, C. A. (2017). Neglect as a violation of species-expectant experience: Neurodevelopmental consequences. *Biological Psychiatry*, 82, 462–471. <https://doi.org/10.1016/j.biopsych.2017.02.1096>
- McLaughlin, K. A., Weissman, D., & Bitrán, D. (2019). Childhood adversity and neural development: A systematic review. *Annual Review of Developmental Psychology*, 1, 227–312. <https://doi.org/10.1146/annurev-devpsych-121318-084950>
- Meehan, C. L., & Crittenden, A. N. (2016). *Childhood: Origins, evolution, and implications*. University of New Mexico Press.
- Meehan, C. L., & Hawks, S. (2014). Maternal and allomaternal responsiveness: The significance of cooperative caregiving in attachment theory. In H. Otto & H. Keller (Eds.), *Different faces of attachment* (pp. 113–140). Cambridge University Press.
- Meehan, C. L., Helfrecht, C., & Quinlan, R. J. (2014). Cooperative breeding and Aka children's nutritional status: Is flexibility key? *American Journal of Physical Anthropology*, 153, 513–525. <https://doi.org/10.1002/ajpa.22415>
- Mesman, J., Minter, T., Angged, A., Cisse, I. A. H., Salali, G. D., & Migliano, A. B. (2017). Universality without uniformity: A culturally inclusive approach to sensitive responsiveness in infant caregiving. *Child Development*, 89, 837–850. <https://doi.org/10.1111/cdev.12795>
- Mesman, J., van IJzendoorn, M., Behrens, K., Carbonell, O. A., Cárcamo, R., Cohen-Paraira, I., de la Harpe, C., Ekmekçi, H., Emmen, R., Heidar, J., Kondo-Ikemura, K., Mels, C., Mooya, H., Murtisari, S., Nóbrega, M., Ortiz, J. A., Sagi-Schwartz, A., Sichimba, F., Soares, I., ... Zreik, G. (2016). Is the ideal mother a sensitive mother? Beliefs about early childhood parenting in mothers across the globe. *International Journal of Behavioral Development*, 40, 385–397. <https://doi.org/10.1177/0165025415594030>
- Mileva-Seitz, V. R., Bakermans-Kranenburg, M. J., Battaini, C., & Luijk, M. P. C. M. (2017). Parent-child bed-sharing: The good, the bad, and the burden of evidence. *Sleep Medicine Reviews*, 32, 4–27. <https://doi.org/10.1016/j.smrv.2016.03.003>
- Mishra, G. D., Cooper, R., Tom, S. E., & Kuh, D. (2009). Early life circumstances and their impact on menarche and menopause. *Women's Health*, 5, 175–190. <https://doi.org/10.2217/17455057.5.2.175>
- Mishra, S., Barclay, P., & Sparks, A. (2017). The relative state model: Integrating need-based and ability-based pathways to risk-taking. *Personality and Social Psychology Review*, 21, 176–198. <https://doi.org/10.1177/1088868316644094>
- Mitterauer, M., & Sieder, R. (1997). *The European family: Patriarchy to partnership from the middle ages to the present*. University of Chicago Press.
- Mull, D. S., & Mull, J. D. (1987). Infanticide among the Tarahumara of the Mexican Sierra Madre. In N. Scheper-Hughes (Ed.), *Child survival: Anthropological perspectives on the treatment and maltreatment of children* (pp. 113–132). Reidel.
- Muthukrishna, M., Bell, A. V., Henrich, J., Curtin, C. M., Gedranovich, A., McInerney, J., & Thue, B. (2020). Beyond Western, Educated, Industrial, Rich, and Democratic (WEIRD) psychology: Measuring and mapping scales of cultural and psychological distance. *Psychological Science*, 31, 678–701. <https://doi.org/10.1177/0956797620916782>
- Muthukrishna, M., Henrich, J., & Slingerland, E. (2021). Psychology as a historical science. *Annual Review of Psychology*, 72, 717–749. <https://doi.org/10.1146/annurev-psych-082820-111436>
- Nelson, C. A. (2007). A neurobiological perspective on early human deprivation. *Child Development Perspectives*, 1, 13–18. <https://doi.org/10.1111/j.1750-8606.2007.00004.x>
- Nelson, C. A., III, & Gabard-Durnam, L. J. (2020). Early adversity and critical periods: Neurodevelopmental consequences of violating the expectable environment. *Trends in Neurosciences*, 43, 133–143. <https://doi.org/10.1016/j.tins.2020.01.002>
- Neenko, I., Chapman, S. N., Lahdenperä, M., Pettay, J. E., & Lummaa, V. (2021). Will granny save me? Birth status, survival, and the role of grandmothers in historical Finland. *Evolution and Human Behavior*, 42, 239–246. <https://doi.org/10.1016/j.evolhumbehav.2020.11.002>
- Nesse, R. M., & Stein, D. J. (2012). Towards a genuinely medical model for psychiatric nosology. *BMC Medicine*, 10, 1–9. <https://doi.org/10.1186/1741-7015-10-5>
- Nettle, D. (2015). *Tyneside neighbourhoods: Deprivation, social life and social behaviour in one British city*. Open Book Publishers. <https://doi.org/10.11647/OBP.0084>
- Nettle, D., Frankenhuis, W. E., & Rickard, I. J. (2013). The evolution of predictive adaptive responses in human life history. *Proceedings of the Royal Society B*, 280, 20131343. <https://doi.org/10.1098/rspb.2013.1343>
- Nielsen, M., Haun, D., Kärtner, J., & Legare, C. H. (2017). The persistent sampling bias in developmental psychology: A call to action. *Journal of Experimental Child Psychology*, 162, 31–38. <https://doi.org/10.1016/j.jecp.2017.04.017>
- Nisbett, R. E. (2003). *The geography of thought: How Asians and Westerners think differently ... and why*. The Free Press.
- Ó Gráda, C. (2009). *Famine: A short history*. Princeton University Press.
- Ochs, E., & Schieffelin, B. (1984). Language acquisition and socialization: Three developmental stories and their implications. In R. A. Shweder & R. A. LeVine (Eds.), *Culture theory: Essays on mind, self, and emotion* (pp. 276–320). Cambridge University Press.
- Omran, A. R. (1983). The epidemiologic transition theory. A preliminary update. *Journal of Tropical Pediatrics*, 29, 305–316. <https://doi.org/10.1093/tropej/29.6.305>
- Page, A. E., & French, J. C. (2020). Reconstructing prehistoric demography: What role for extant hunter-gatherers? *Evolutionary Anthropology*, 29, 332–345. <https://doi.org/10.1002/evan.21869>
- Page, A. E., Viguier, S., Dyble, M., Smith, D., Chaudhary, N., Salali, G. D., Thompson, J., Vinicius, L., Mace, R., & Migliano, A. B. (2016). Reproductive trade-offs in extant hunter-gatherers suggest adaptive mechanism for the Neolithic expansion. *Proceedings of the National Academy of Sciences*, 113, 4694–4699. <https://doi.org/10.1073/pnas.1524031113>
- Painter, R. C., Westendorp, R. G., de Rooij, S. R., Osmond, C., Barker, D. J., & Roseboom, T. J. (2008). Increased reproductive success of women after prenatal undernutrition. *Human Reproduction*, 23, 2591–2595. <https://doi.org/10.1093/humrep/den274>
- Paradise, R., & Rogoff, B. (2009). Side by side: Learning by observing and pitching in. *Ethos*, 37, 102–138. <https://doi.org/10.1111/j.1548-1352.2009.01033.x>
- Patterson, S. K., Hinde, K., Bond, A. B., Trumble, B. C., Strum, S. C., & Silk, J. B. (2021). Effects of early life adversity on maternal effort and glucocorticoids in wild olive baboons. *Behavioral Ecology and Sociobiology*, 75, 114. <https://doi.org/10.1007/s00265-021-03056-7>
- Pavard, S., & Coste, C. F. D. (2021). Evolutionary demographic models reveal the strength of purifying selection on susceptibility alleles to late-onset diseases. *Nature Ecology & Evolution*, 5, 392–400. <https://doi.org/10.1038/s41559-020-01355-2>
- Pepper, G. V., & Nettle, D. (2013). Death and the time of your life: Experiences of close bereavement are associated with steeper financial future discounting and earlier reproduction. *Evolution and Human Behavior*, 34, 433–439. <https://doi.org/10.1016/j.evolhumbehav.2013.08.004>
- Pepper, G. V., & Nettle, D. (2017). The behavioural constellation of deprivation: Causes and consequences. *Behavioral & Brain Sciences*, 40, e314. <https://doi.org/10.1017/S0140525X1600234X>
- Perry, G. C. (2021). Non-parental investment in children and child outcomes after parental death or divorce in a patrilineal society. *Social Sciences*, 10, 196. <https://doi.org/10.3390/socsci10060196>
- Perry, M. A. (2006). Redefining childhood through bioarchaeology: Toward an archaeological and biological understanding of children in antiquity. *Archeological Papers of the American Anthropological Association*, 15, 89–111. <https://doi.org/10.1525/ap3a.2005.15.89>

- Piantadosi, S. T., Jara-Ettinger, J., & Gibson, E. (2014). Children's learning of number words in an indigenous farming-foraging group. *Developmental Science*, 17, 553–563. <https://doi.org/10.1111/desc.12078>
- Pollak, S. D., & Wolfe, B. L. (2020). Maximizing research on the adverse effects of child poverty through consensus measures. *Developmental Science*, 23, e12946. <https://doi.org/10.1111/desc.12946>
- Porter, C. C., & Marlowe, F. W. (2007). How marginal are forager habitats? *Journal of Archeological Science*, 34, 59–68. <https://doi.org/10.1016/j.jas.2006.03.014>
- Prentice, A. M. (2005). Starvation in humans: Evolutionary background and contemporary implications. *Mechanisms of Ageing and Development*, 126, 976–981. <https://doi.org/10.1016/j.mad.2005.03.018>
- Pye, C. (1986). Quiché Mayan speech to children. *Journal of Child Language*, 13, 85–100. <https://doi.org/10.1017/S0305000900000313>
- Qu, Y., Jorgensen, N. A., & Telzer, E. H. (2021). A call for greater attention to culture in the study of brain and development. *Perspectives on Psychological Science*, 16, 275–293. <https://doi.org/10.1177/1745691620931461>
- Quigley, A. (2018). *Closing the vocabulary gap*. Routledge. <https://doi.org/10.4324/9781315113272>
- Quinlan, R. J. (2007). Human parental effort and environmental risk. *Proceedings of the Royal Society B*, 274, 121–125. <https://doi.org/10.1098/rspb.2006.3690>
- Rawson, B. (2003). *Children and childhood in Roman Italy*. Oxford University Press.
- Richardson, G. B., Blount, T. N., & Hanson-Cook, B. S. (2019). Life history theory and recovery from substance use disorder. *Review of General Psychology*, 23, 263–274. <https://doi.org/10.1037/gpr0000173>
- Riches, D. (1974). The Netsilik Eskimo: A special case of selective female infanticide. *Ethnology*, 13, 351–361. <https://doi.org/10.2307/3773051>
- Richman, A. L., Miller, P. M., & LeVine, R. A. (1992). Cultural and educational variations in maternal responsiveness. *Developmental Psychology*, 28, 614–621. <https://doi.org/10.1037/0012-1649.28.4.614>
- Rickard, I. J., Frankenhuys, W. E., & Nettle, D. (2014). Why are childhood family factors associated with timing of maturation? A role for internal state. *Perspectives on Psychological Science*, 9, 3–15. <https://doi.org/10.1177/1745691613513467>
- Rifkin-Graboi, A., Goh, S. K. Y., Chong, H. J., Tsotsi, S., Sim, L. W., Tan, K. H., Chong, Y. S., & Meaney, M. J. (2021). Caregiving adversity during infancy and preschool cognitive function: Adaptations to context? *Journal of Developmental Origins of Health and Disease*. Advance online publication. <https://doi.org/10.1017/S2040174420001348>
- Rogoff, B. (2011). Childhood and learning: How do children learn without being taught? One way is by observing and pitching in. *Anthropology of Childhood and Youth Interest Group Newsletter* 3(2, October), 8–10. American Anthropological Association.
- Rogoff, B., Coppens, A. D., Alcalá, L., Aceves-Azuara, I., Ruvalcaba, O., López, A., & Dayton, A. (2017). Noticing learners' strengths through cultural research. *Perspectives on Psychological Science*, 12, 876–888. <https://doi.org/10.1177/1745691617718355>
- Rogoff, B., Mejía-Arauz, R., & Correa-Chávez, M. (2015). A cultural paradigm—Learning by observing and pitching in. In M. Correa-Chávez, R. Mejía-Arauz & B. Rogoff (Eds.), *Advances in child development and behavior* (Vol. 49, pp. 1–22). Academic press.
- Ronsmans, C., Chowdhury, M. E., Dasgupta, S. K., Ahmed, A., & Koblinsky, M. (2010). Effect of parent's death on child survival in rural Bangladesh: A cohort study. *The Lancet*, 375, 2024–2031. [https://doi.org/10.1016/S0140-6736\(10\)60704-0](https://doi.org/10.1016/S0140-6736(10)60704-0)
- Roser, M. (2013). Ethnographic and archaeological evidence on violent deaths. Retrieved from <https://ourworldindata.org/ethnographic-and-archaeological-evidence-on-violent-deaths>.
- Roser, M., Ritchie, H., & Donadonate, B. (2019a, November). Child and infant mortality. Retrieved from <https://ourworldindata.org/child-mortality>.
- Roser, M., Ritchie, H., & Ortiz-Ospina, E. (2019b, May). World population growth. Retrieved from <https://ourworldindata.org/world-population-growth>.
- Rottman, J. (2014). Evolution, development, and the emergence of disgust. *Evolutionary Psychology*, 12, 417–433. <https://doi.org/10.1177/147470491401200209>
- Rowe, M. L. (2008). Child-directed speech: Relation to socioeconomic status, knowledge of child development and child vocabulary skill. *Journal of Child Language*, 35, 185–205. <https://doi.org/10.1017/S0305000907008343>
- Salhi, C., Beatriz, E., McBain, R., McCoy, D., Sheridan, M., & Fink, G. (2021). Physical discipline, deprivation, and differential risk of developmental delay across 17 countries. *Journal of the American Academy of Child & Adolescent Psychiatry*, 60, 296–306. <https://doi.org/10.1016/j.jaac.2020.02.016>
- Scheper-Hughes, N. (1985). Culture, scarcity, and maternal thinking: Maternal detachment and infant survival in a Brazilian shantytown. *Ethos*, 13, 291–317. <https://doi.org/10.1525/eth.1985.13.4.02a00010>
- Sear, E. (2020). Do human 'life history strategies' exist? *Evolution and Human Behavior*, 41, 513–526. <https://doi.org/10.1016/j.evolhumbehav.2020.09.004>
- Sear, R. (2015). Evolutionary demography: A Darwinian renaissance in demography. In J. D. Wright (Ed.), *International encyclopedia of the social & behavioral sciences* (Vol. 8, 2nd ed., pp. 406–412). Elsevier.
- Sear, R. (2021). The male breadwinner nuclear family is not the 'traditional' human family, and promotion of this myth may have adverse health consequences. *Philosophical Transactions of the Royal Society B*, 376, 20200020. <https://doi.org/10.1098/rstb.2020.0020>
- Sear, R., & Mace, R. (2008). Who keeps children alive? A review of the effects of kin on child survival. *Evolution and Human Behavior*, 29, 1–18. <https://doi.org/10.1016/j.evolhumbehav.2007.10.001>
- Sear, R., Sheppard, P., & Coall, D. A. (2019). Cross-cultural evidence does not support universal acceleration of puberty in father-absent households. *Philosophical Transactions of the Royal Society B*, 374, 20180124. <https://doi.org/10.1098/rstb.2018.0124>
- Shenk, M. K., Starkweather, K., Kress, H. C., & Alam, N. (2013). Does absence matter? A comparison of three types of father absence in rural Bangladesh. *Human Nature*, 24, 76–110. <https://doi.org/10.1007/s12110-013-9160-5>
- Sheridan, M. A., & McLaughlin, K. A. (2014). Dimensions of early experience and neural development: Deprivation and threat. *Trends in Cognitive Sciences*, 18, 580–585. <https://doi.org/10.1016/j.tics.2014.09.001>
- Shonkoff, J. P., Garner, A. S., Siegel, B. S., Dobbins, M. I., Earls, M. F., Garner, A. S., McGuinn, L., Pascoe, J., & Wood, D. L. (2012). The lifelong effects of early childhood adversity and toxic stress. *Pediatrics*, 129, e232–e246. <https://doi.org/10.1542/peds.2011-2663>
- Silberbauer, G. B. (1981). *Hunter and habitat in the central Kalahari Desert*. Cambridge University Press.
- Simons, D. J., Shoda, Y., & Lindsay, D. S. (2017). Constraints on generality (COG): A proposed addition to all empirical papers. *Perspectives on Psychological Science*, 12, 1123–1128. <https://doi.org/10.1177/1745691617708630>
- Simpson, J., & Belsky, J. (2016). Attachment theory within a modern evolutionary framework. In J. Cassidy & P. R. Shaver (Eds.), *Handbook of attachment: Theory, research, and clinical implications* (3rd ed., pp. 91–116). Guilford Press.
- Singh, M., & Glowacki, L. (2021, March 13). Human social organization during the Late Pleistocene: Beyond the nomadic-egalitarian model. <https://doi.org/10.32942/osf.io/vusy6>
- Singletary, B. (2020). Familial allomaternal care exposure is predictive of infant development. *American Journal of Human Biology* 33, e23498. <https://doi.org/10.1002/ajhb.23498>
- Skouteris, H., Bergmeier, H. J., Berns, S. D., Betancourt, J., Boynton-Jarrett, R., Davis, M. B., Gibbons, K., Pérez-Escamilla, R., & Story, M. (2021). Reframing the early childhood obesity prevention narrative through an equitable nurturing approach. *Maternal & Child Nutrition*, 17, e13094. <https://doi.org/10.1111/mcn.13094>
- Smith, E. A., & Coddling, B. F. (2021). Ecological variation and institutionalized inequality in hunter-gatherer societies. *Proceedings of the National Academy of Sciences*, 118, e2016134118. <https://doi.org/10.1073/pnas.2016134118>
- Smith, K. E., & Pollak, S. D. (2021a). Rethinking concepts and categories for understanding the neurodevelopmental effects of childhood adversity. *Perspectives on Psychological Science*, 16, 67–93. <https://doi.org/10.1177/1745691620920725>
- Smith, K. E., & Pollak, S. D. (2021b). Social relationships and children's perceptions of adversity. *Child Development Perspectives*. Advance online publication. <https://doi.org/10.1111/cdep.12427>

- Snyder-Mackler, N., Burger, J. R., Gaydosh, L., Belsky, D. W., Noppert, G. A., Campos, F. A., Barolomucci, A., Yang, Y. C., Aiello, A. E., O'Rand, A., Mullan-Harris, K., Shively, C. A., Alberts, S. C., & Tung, J. (2020). Social determinants of health and survival in humans and other animals. *Science*, 368, eaax9553. <https://doi.org/10.1126/science.aax9553>
- Speakman, J. R. (2013). Evolutionary perspectives on the obesity epidemic: Adaptive, maladaptive, and neutral viewpoints. *Annual Review of Nutrition*, 33, 289–317. <https://doi.org/10.1146/annurev-nutr-071811-150711>
- Stallard, E. (2016). Compression of morbidity and mortality: New perspectives. *North American Actuarial Journal*, 20, 341–354. <https://doi.org/10.1080/10920277.2016.1227269>
- Stearns, P. N. (2006). *Childhood in world history*. Routledge.
- Stephens, D. W. (1981). The logic of risk-sensitive foraging preferences. *Animal Behaviour*, 29, 628–629. [https://doi.org/10.1016/S0003-3472\(81\)80128-5](https://doi.org/10.1016/S0003-3472(81)80128-5)
- Sternberg, R. J. (2014). The development of adaptive competence: Why cultural psychology is necessary and not just nice. *Developmental Review*, 34, 208–224. <https://doi.org/10.1016/j.dr.2014.05.004>
- Stirling, M. W. (1938). *Historical and ethnographical material on the Jivaro Indians*. United States Government Printing Office.
- Strassmann, B. I. (2011). Cooperation and competition in a cliff-dwelling people. *Proceedings of the National Academy of Sciences*, 108, 10894–10901. <https://doi.org/10.1073/pnas.1100306108>
- Sumner, J. A., Colich, N. L., Uddin, M., Armstrong, D., & McLaughlin, K. A. (2019). Early experiences of threat, but not deprivation, are associated with accelerated biological aging in children and adolescents. *Biological Psychiatry*, 85, 268–278. <https://doi.org/10.1016/j.biopsych.2018.09.008>
- Suomi, S. J. (2016). Attachment in rhesus monkeys. In J. Cassidy & P. R. Shaver (Eds.), *Handbook of attachment: Theory, research, and clinical applications* (3rd ed., pp. 133–154). Guilford Press.
- Surbeck, M., Mundry, R., & Hohmann, G. (2011). Mothers matter! Maternal support, dominance status and mating success in male bonobos (*Pan paniscus*). *Proceedings of the Royal Society B*, 278, 590–598. <http://doi.org/10.1098/rspb.2010.1572>
- Syme, K. L., & Hagen, E. H. (2020). Mental health is biological health: Why tackling “diseases of the mind” is an imperative for biological anthropology in the 21st century. *American Journal of Physical Anthropology*, 171, 87–117. <https://doi.org/10.1002/ajpa.23965>
- Thalmayer, A. G., Toscanelli, C., & Arnett, J. J. (2020). The neglected 95% revisited: Is American psychology becoming less American? *American Psychologist*, 76, 116–129. <https://doi.org/10.1037/amp0000622>
- Théoret-Gosselin, R., Hamel, S., & Côté, S. D. (2015). The role of maternal behavior and offspring development in the survival of mountain goat kids. *Oecologia*, 178, 175–186. <https://doi.org/10.1007/s00442-014-3198-x>
- Thompson, W. S. (1929). Population. *American Journal of Sociology*, 34, 959–975. <https://doi.org/10.1086/214874>
- Tooby, J., & Cosmides, L. (1996). Friendship and the banker's paradox: Other pathways to the evolution of adaptations for altruism. In W. G. Runciman, J. Maynard Smith & R. I. M. Dunbar (Eds.), *Evolution of social behavior patterns in primates and man* (pp. 119–143). Oxford University Press.
- Tooley, U. A., Bassett, D. S., & Mackey, A. P. (2021). Environmental influences on the pace of brain development. *Nature Reviews Neuroscience*, 22, 372–384. <https://doi.org/10.1038/s41583-021-00457-5>
- Tottenham, N. (2012). Human amygdala development in the absence of species-expected caregiving. *Developmental Psychobiology*, 54, 598–611. <https://doi.org/10.1002/dev.20531>
- Townsend, C., Aktipis, A., Balliet, D., & Cronk, L. (2020). Generosity among the Ik of Uganda. *Evolutionary Human Sciences*, 2, e23. <https://doi.org/10.1017/ehs.2020.22>
- Tracer, D. P. (2002a). Did the australopithecines crawl? *American Journal of Physical Anthropology*, 117, 156–157.
- Tracer, D. P. (2002b). Somatic versus reproductive energy allocation in Papua New Guinea: Life history theory and public policy. *American Journal of Human Biology*, 14, 621–626. <https://doi.org/10.1002/ajhb.10073>
- Tracer, D. P., & Wyckoff, S. L. (2020). Determinants of infant carrying behavior in rural Papua New Guinea. *American Journal of Human Biology*, 32, e23429. <https://doi.org/10.1002/ajhb.23429>
- Trinkaus, E. (1995). Neanderthal mortality patterns. *Journal of Archaeological Science*, 22, 121–142. [https://doi.org/10.1016/S0305-4403\(95\)80170-7](https://doi.org/10.1016/S0305-4403(95)80170-7)
- Tronick, E. Z., Morelli, G. A., & Winn, S. (1987). Multiple caretaking of Efe (Pygmy) infants. *American Anthropologist*, 89, 96–106. <https://doi.org/10.1525/aa.1987.89.1.02a00050>
- Tung, J., Archie, E. A., Altmann, J., & Alberts, S. C. (2016). Cumulative early life adversity predicts longevity in wild baboons. *Nature Communications*, 7, 11181. <https://doi.org/10.1038/ncomms11181>
- Turnbull, C. M. (1972). *The mountain people*. Toronto Public Library.
- Tybur, J. M., & Lieberman, D. (2016). Human pathogen avoidance adaptations. *Current Opinion in Psychology*, 7, 6–11. <https://doi.org/10.1016/j.copsyc.2015.06.005>
- Tybur, J. M., Lieberman, D., Kurzban, R., & DeScioli, P. (2013). Disgust: Evolved function and structure. *Psychological Review*, 120, 65–84. <https://doi.org/10.1037/a0030778>
- Urlacher, S. S., Ellison, P. T., Sugiyama, L. S., Pontzer, H., Eick, G., Liebert, M. A., Cepon-Robins, T. J., Gildner, T. E., & Snodgrass, J. J. (2018). Tradeoffs between immune function and childhood growth among Amazonian forager-horticulturalists. *Proceedings of the National Academy of Sciences*, 115, E3914–E3921. <https://doi.org/10.1073/pnas.1717522115>
- U.S. Department of Health & Human Services, Administration for Children and Families, Administration on Children, Youth and Families, & Children's Bureau. (2021). Child maltreatment 2019. <https://www.acf.hhs.gov/cb/report/child-maltreatment-2019>.
- Van Noordwijk, M. A. (2012). From maternal investment to lifetime maternal care. In J. C. Mitani, J. Call, P. M. Kappeler, R. A. Palombit & J. B. Silk (Eds.), *The evolution of primate societies* (pp. 321–342). University of Chicago Press.
- Van Schaik, C. P. (2016). *The primate origins of human nature*. John Wiley & Sons. <https://doi.org/10.1002/9781119118206>
- Vogt, P., & Mastin, J. D. (2013). Rural and urban differences in language socialization and early vocabulary development in Mozambique. In M. Knauf, M. Pauen, M. Sebanz & I. Wachsmuth (Eds.), *Proceedings of the 35th annual meeting of the cognitive science society* (pp. 3787–3792). The Cognitive Science Society.
- Vogt, P., Mastin, J. D., & Schots, D. M. A. (2015). Communicative intentions of child-directed speech in three different learning environments: Observations from the Netherlands, and rural and urban Mozambique. *First Language*, 35, 341–358. <https://doi.org/10.1177/0142723715596647>
- Volk, A. A. (2011). Evolution of the history of childhood. *Journal of the History of Childhood and Youth*, 4, 470–493. <https://doi.org/10.1353/hcy.2011.0042>
- Volk, A. A., & Atkinson, J. A. (2013). Infant and child death in the human environment of evolutionary adaptation. *Evolution and Human Behavior*, 34, 182–192. <https://doi.org/10.1016/j.evolhumbehav.2012.11.007>
- Volk, A. A., Camilleri, J. A., Dane, A. V., & Marini, Z. A. (2012). Is adolescent bullying an evolutionary adaptation? *Aggressive Behavior*, 38, 222–238. <https://doi.org/10.1002/ab.21418>
- Volk, T., & Atkinson, J. (2008). Is child death the crucible of human evolution? *Journal of Social, Evolutionary, and Cultural Psychology*, 2, 247–260. <https://doi.org/10.1037/h0099341>
- Von Stumm, S., & Latham, R. M. (2018). Early life experiences: Meaningful differences within and between families. *Infant Behavior and Development*, 53, 56–63. <https://doi.org/10.1016/j.infbeh.2018.09.001>
- Wakefield, J. C. (1999). Evolutionary versus prototype analyses of the concept of disorder. *Journal of Abnormal Psychology*, 108, 374–399. <https://doi.org/10.1037/0021-843X.108.3.374>
- Walker, P. L. (2001). A bioarchaeological perspective on the history of violence. *Annual Review of Anthropology*, 30, 573–596. <https://doi.org/10.1146/annurev.anthro.30.1.573>
- Walker, P. L., Johnson, J. R., & Lambert, P. M. (1988). Age and sex biases in the preservation of human skeletal remains. *American Journal of Physical Anthropology*, 76, 183–188. <https://doi.org/10.1002/ajpa.1330760206>
- Walker, R., Gurven, M., Hill, K., Migliano, A., Chagnon, N., De Souza, R., Djurovic, G., Hames, R., Hurtado, A. M., Kaplan, H., Kramer, K., Oliver, W. J., Valeggia, C., & Yamauchi, T. (2006). Growth rates and life histories in twenty-two small-scale societies. *American Journal of Human Biology*, 18, 295–311. <https://doi.org/10.1002/ajhb.20510>

- Watson, T.** (2018). Prehistoric children as young as eight worked as brick-makers and miners. *Nature*, *561*, 445–446. <https://doi.org/10.1038/d41586-018-06747-w>
- Webster, G. D., Graber, J. A., Gesselman, A. N., Crosier, B. S., & Schember, T. O.** (2014). A life history theory of father absence and menarche: A meta-analysis. *Evolutionary Psychology*, *12*, 273–294. <https://doi.org/10.1177/147470491401200202>
- Weisdorf, J. L.** (2005). From foraging to farming: Explaining the Neolithic Revolution. *Journal of Economic Surveys*, *19*, 561–586. <https://doi.org/10.1111/j.0950-0804.2005.00259.x>
- Wells, J. C. K.** (2007). Flaws in the theory of predictive adaptive responses. *Trends in Endocrinology & Metabolism*, *18*, 331–337. <https://doi.org/10.1016/j.tem.2007.07.006>
- Wilmoth, J. R., & Horiuchi, S.** (1999). Rectangularization revisited: Variability of age at death within human populations. *Demography*, *36*, 475–495. <https://doi.org/10.2307/2648085>
- Winterhalder, B.** (2007). Risk and decision-making. In R. I. M. Dunbar & L. Barrett (Eds.), *Oxford handbook of evolutionary psychology* (pp. 433–445). Oxford University Press.
- Wismer Fries, A. B., Ziegler, T. E., Kurian, J. R., Jacoris, S., & Pollak, S. D.** (2005). Early experience in humans is associated with changes in neuropeptides critical for regulating social behavior. *Proceedings of the National Academy of Sciences*, *102*, 17237–17240. <https://doi.org/10.1073/pnas.0504767102>
- Woods, R.** (2007). Ancient and early modern mortality: Experience and understanding. *Economic History Review*, *6*, 373–399. <https://doi.org/10.1111/j.1468-0289.2006.00367.x>
- Worthington-Roberts, B. S., Vermeersch, J., & Williams, S. R.** (1985). *Nutrition in pregnancy and lactation*. Mirror/Mosby College Publishing.
- Wrangham, R., & Peterson, D.** (1996). *Demonic males: Apes and the origins of human violence*. Houghton Mifflin.
- Young, E. S., Frankenhuis, W. E., & Ellis, B. J.** (2020). Theory and measurement of environmental unpredictability. *Evolution and Human Behavior*, *41*, 550–556. <https://doi.org/10.1016/j.evolhumbehav.2020.08.006>
- Zefferman, M. R., & Mathew, S.** (2020). An evolutionary theory of moral injury with insight from Turkana warriors. *Evolution and Human Behavior*, *41*, 341–353. <https://doi.org/10.1016/j.evolhumbehav.2020.07.003>
- Zefferman, M. R., & Mathew, S.** (2021). Combat stress in a small-scale society suggests divergent evolutionary roots for posttraumatic stress disorder symptoms. *Proceedings of the National Academy of Sciences*, *118*, e2020430118. <https://doi.org/10.1073/pnas.2020430118>
- Zelizer, V. A.** (1985). *Pricing the priceless child: The changing social value of children*. Basic Books.
- Zipple, M. N., Altmann, J., Campos, F. A., Cords, M., Fedigan, L. M., Lawler, R. R., Lonsdorf, E. V., Perry, S., Pusey, A. E., Stoinski, T. S., Strier, K. B., & Alberts, S. C.** (2021). Maternal death and offspring fitness in multiple wild primates. *Proceedings of the National Academy of Sciences*, *118*, e2015317118. <https://doi.org/10.1073/pnas.2015317118>