

Predictors of self-reported neglect-like symptoms and involuntary movements in complex regional pain syndrome compared to other chronic limb pain conditions

Running title: Neglect-like symptoms in CRPS

Antonia F. Ten Brink, PhD^{1,2*}, Janet H. Bultitude, PhD^{1,2}

¹Department of Psychology, University of Bath, Bath, UK

²Centre for Pain Research, University of Bath, Bath, UK

**Corresponding author: Dr Antonia ten Brink, University of Bath, Claverton Down, Bath, BA2 7AY, United Kingdom, +44 1225 383353, a.f.tenbrink@uu.nl*

Conflict of Interest/Disclosure summary: The authors declare that they have no conflict of interest. These results have not been published in any form before. Antonia ten Brink was supported by a Rubicon grant (019.173SG.019) from the Netherlands Organisation for Scientific Research (NWO). The funder had no role in study design, analysis and interpretation of data, writing the report, and the decision to submit the article for publication.

Abstract

Objective. In addition to pain, people with complex regional pain syndrome (CRPS) often report inattention to and disengagement from their affected limb (i.e. “neglect-like symptoms”). Understanding how these symptoms relate to other characteristics of CRPS, and chronic pain generally, could provide insights for preventing and treating CRPS. **Methods.** We administered an online survey to people who received a diagnosis of CRPS ($n=335$) and other chronic limb pain ($n=407$). Neglect-like symptoms were assessed using the Neurobehavioral questionnaire. **Results.** A principal components analysis identified two components: motor and cognitive neglect-like symptoms, and involuntary movements. Internal consistency of the components was acceptable. We conducted regression analyses with these as outcomes. Having CRPS, a painful lower limb, higher pain intensity, and somatic symptoms were associated with more motor and cognitive neglect-like symptoms. Having CRPS, higher pain intensity, depression, and somatic symptoms were associated with more involuntary movements. Age, gender, anxiety, disease duration, hours of pain per day, affected side, whether the limb was the most painful body part, and number of pain-related medical diagnoses were no predictors. Finally, motor and cognitive neglect-like symptoms were related to tremor; and involuntary movements to changes in skin colour, swelling, sweating, toenails, weakness, and tremor. **Conclusions.** This study confirms the specificity of inattention to and disengagement from the affected limb in CRPS, independent of other factors. Furthermore, two components of the Neurobehavioral questionnaire were disentangled: motor and cognitive neglect-like symptoms, and involuntary movements. Results could potentially help clinicians to better assess neglect-like symptoms in chronic pain.

Summary: People with complex regional pain syndrome (CRPS) report inattention to and disengagement from their affected limb. We administered an online survey to people who received a diagnosis of CRPS and other chronic limb pain, including the Neurobehavioral questionnaire. Principal components analysis identified two components: motor and cognitive neglect-like symptoms, and involuntary movements. The study confirmed the specificity of inattention to and disengagement from their affected limb in CRPS. This could potentially help clinicians to better assess such symptoms in chronic pain.

Key words: Chronic pain; Complex regional pain syndrome; Neglect-like symptoms; Body perception disturbance; Involuntary movements

Introduction

Complex regional pain syndrome (CRPS) is a disorder of severe chronic pain in one or more limb(s). Over 75% of people with CRPS report inattention to and disengagement from their affected limb (i.e. “neglect-like symptoms”), such as that their limb does not feel like part of their body, and that they need to focus attention to move it. Such symptoms are also documented in other types of chronic limb pain (1–3), although typically to a lesser extent (4–6). They have been related to current pain intensity (4–6), and their extent in acute CRPS predicts higher pain intensity 6 months later (7). Therefore, they might be a prognostic factor for chronic pain. Understanding their nature and clinical relevance could provide insights into preventing and treating CRPS.

There has been debate on how to refer to neglect-like symptoms in CRPS, as they seem more specific to body perception disturbance than in post-stroke visuospatial neglect (8–12). Neglect-like symptoms have mainly been assessed using the Neurobehavioral questionnaire created by Galer and Jensen (13), containing two items about cognitive neglect addressing whether the limb feels foreign, two about motor neglect addressing whether directed mental and visual attention is needed to move the limb, and one about involuntary movements (Table 1). Despite this theoretical dissociation, it is unclear if this questionnaire measures a single, or multiple constructs. If multiple constructs are being measured, their underlying mechanisms might differ, and they may relate differently to clinically relevant outcomes.

Mixed results have been reported regarding the relationship between self-reported neglect-like symptoms as measured with the Neurobehavioral questionnaire and disease characteristics. In people with non-CRPS limb pain, reduced range of motion and joint position sense related to neglect-like symptoms (5). In people with CRPS, neglect-like symptoms appear unrelated to the ability to use the limb (4,6). Most studies, except one (14), found no relationship between neglect-like symptoms and disease duration (4,6,7). Furthermore, there are contradictory findings regarding differences between left and right, and upper and lower limb CRPS (1,4,6,7). Michal et al. (6) and Wittayer et al. (7) found relationships between neglect-like symptoms and mental distress (e.g. anxiety, depersonalization, somatization, and pain catastrophizing). Aside from these, most studies did not assess independent relationships between neglect-like symptoms, disease characteristics, and mental distress. Therefore, little is known about how neglect-like symptoms relate to these factors. The aims of the current study were to 1) identify the components of the five-item Neurobehavioral questionnaire; 2) assess their internal consistency; 3) compare them between respondents who reported as having received a diagnosis of CRPS and respondents with other chronic limb pain; 4) assess potential

predictors (i.e. diagnosis, age, gender, anxiety, depression, somatic symptoms, disease duration, hours of pain per day, pain intensity, affected side, affected extremity, whether the limb was the most painful area, and number of pain-related medical diagnoses); and 5) explore whether they relate to (specific) CRPS symptoms.

Table 1. Summary of findings of previous studies on CRPS that used the five-item neurobehavioral questionnaire of Galer and Jensen (13). We report on the criteria for the diagnosis of CRPS, means of assessment of the neglect-like symptoms, the number of people per group, the percentage of people who reported at least one neglect-like symptom, the mean or total score of the five items, and the percentage of people who reported neglect-like symptoms for each item. Results for people with CRPS are underlined.

Study	CRPS diagnosis	Means of assessment	Group	N	≥1 item	Mean or total score	1. If I don't	2. ...	3. I need to	4. ...	5. ...
							focus my attention ... it would lie still, like dead weight	feels as though it is not part of my body	focus all of my attention ... to make it move the way I want it to	sometimes moves involuntarily, without my control	feels dead to me
Galer and Jensen (13)	Self-report	Dichotomous scale, by mail	CRPS	<u>224</u>	<u>84% (≥1/4)</u>	-	<u>42%</u>	<u>60%</u>	<u>56%</u>	<u>68%</u>	<u>39%</u>
Frettlöh et al. (4)	IASP criteria (14) tested by QST and bone scan	6-point Likert-scale	CRPS	<u>123</u>	<u>90.2%</u>	<u>2.96¹ (95%CI 2.73-3.19)</u>	<u>66.4%</u>	<u>63.3%</u>	<u>76.9%</u>	<u>54.1%</u>	<u>55.7%</u>
			Other limb pain	117	80.3%	2.22 ¹ (95%CI 1.98-2.46)	46.9%	53.0%	60.5%	39.1%	46.5%
Reinersmann et al. (1)	Budapest criteria (15) tested by QST and bone scan	6-point Likert-scale	CRPS (upper)	<u>24</u>	<u>70%²</u>	<u>1.7 (SD 1.3)</u>	<u>60%²</u>	<u>65%²</u>	<u>45%²</u>	<u>40%²</u>	<u>45%²</u>
			Other limb pain (upper)	21	80% ²	1.0 (SD 0.9)	40% ²	46.6% ²	26.6% ²	6.6% ²	40% ²
Kolb et al. (2)	Budapest criteria,(15) tested by QST	6-point Likert-scale	CRPS (upper)	<u>20</u>	<u>75%</u>	<u>Tot. 11.55 (SD 1.39)</u>	-	-	-	-	-
			Other limb pain (upper)	20	60%	Tot. 9.95 (SD 1.48)	-	-	-	-	-
Michal et al. (6)	Budapest criteria (15)	6-point Likert-scale	CRPS	<u>50</u>	-	<u>2.4¹ (SD 1.2)</u>	<u>52%</u>	<u>72%</u>	<u>64%</u>	<u>30%</u>	<u>36%</u>
			Other limb pain	27	-	1.9 ¹ (SD 1.4)	22.2%	22.2%	33.3%	18.5%	37%
			Migraine	18	-	1.3 ¹ (SD 0.5)	16.7%	16.7%	22.2%	5.6%	0%
Wittayer et al. (7)	Budapest criteria (15) tested by QST	6-point Likert-scale	CRPS	<u>53</u>	<u>75%</u>	<u>2.5 (SD 1.39)</u>	-	-	-	-	-
Current study	Self-report	Dichotomous scale, online	CRPS	<u>335</u>	<u>91.6%</u>	<u>2.90 (1.58)</u>	<u>47.8%</u>	<u>64.8%</u>	<u>60.3%</u>	<u>75.8%</u>	<u>41.5%</u>
			Other limb pain	407	68.8%	1.62 (1.59)	27.8%	30.2%	38.3%	44.0%	21.6%

Abbreviations: CRPS, complex regional pain syndrome; IASP, International Association for the Study of Pain; QST, quantitative sensory testing. ¹The arithmetic mean was computed. ²The percentages from the study of Reinersmann et al. (1) were provided upon request from the authors, and were not published in the original paper.

Methods

Survey

Survey distribution and demographics

This study formed part of a larger online survey that we created using Qualtrics survey software (15) and distributed between July and December 2018 (see (16) for detailed information). We distributed the survey among people with CRPS who had previously taken part in other studies in our lab, the Community Participant Panel of the Psychology Department of the University of Bath, patient newsletters and social media groups for several pain conditions, our own social media, and friends and relatives. Information about the study was provided at the start alongside questions pertaining to informed consent.

Respondents were excluded if they gave no informed consent, were aged <16 years, provided double entries, provided inconsistent answers regarding pain duration, did not answer any questions, and had missing data on any of the covariates. Because gender was included as a covariate, we excluded respondents who did not choose male or female as their gender (i.e. the ‘other’ category was too small). Furthermore, for the current study we only included respondents who indicated that they had chronic pain in a limb and who rated one limb as being more painful compared to the others. We did not exclude people with pain in multiple limbs/body areas to obtain a representative sample. Respondents who indicated having received ‘CRPS’ as a diagnosis were allocated to the ‘CRPS’ group, regardless of whether they indicated other pain diagnoses. The other respondents were allocated to the ‘Other chronic limb pain’ group.

The survey took 20-40 minutes to complete. If respondents closed the survey, the answers provided to that point were saved. Respondents had the opportunity to enter a prize draw for one of four £50 Amazon.co.uk vouchers (or a local equivalent). We obtained information about the location of respondents at the moment of filling in the survey where possible. We asked for respondents’ age and gender. The research was approved by the committee on research ethics at the University of Bath (number 18-169), in accordance with the Declaration of the World Medical Association (www.wma.net). Survey questions that were used in the current study are described below and in the Supplementary material, information on other survey items can be found in Ten Brink et al. (16).

Pain characteristics

We asked whether respondents had experienced pain on most days for ≥ 3 months, and if so, how long respondents had been experiencing pain, the average hours of pain per day, whether

they had received a medical diagnosis for their pain condition, what this diagnosis was, and who they had received their diagnosis from (i.e. which type of medical professional, if any). We predefined 15 pain-related medical diagnoses; including CRPS (we did not dissociate between CRPS I and II, as many people do not know which type they have). An “other” option was included with a free-text box for respondents to specify additional diagnoses; multiple items were counted as separate diagnoses.

Respondents were asked to indicate where in their body they experienced pain over the past week. We measured pain intensity using the Numeric Pain Rating scale (17,18). Respondents were asked to select a number on a sliding scale ranging from 0 (“no pain”) to 10 (“worst pain imaginable”) that best reflected the average level of their pain over the last week for each body part that they experienced pain in. We used the pain ratings for the most painful limb for the current study. Respondents were asked what event or injury triggered the onset of their pain condition. We predefined seven events/injuries and included an ‘other’ option with a free-text box.

Two survey questions provided insight into how many pain triggers and bodily changes that reflect symptoms of CRPS (19) were reported. These questions, which we created for the purposes of another study (16), asked which, if any, of 13 pre-defined triggers give the respondent pain; and which of 46 pre-defined bodily changes respondents have experienced for the first time or that have become worse since the onset of their pain condition. For the current study, we used one item from the pain triggers question (i.e. the touch of clothing/water/breeze), and 13 items from the bodily changes question (i.e. losing hair or extra hair growth, changes in the texture or colour of the skin, swelling, changes in the nails of hands/toes, weakness, tremor, sweating more/less, and body parts feeling unusually cold/hot). It is not possible to diagnose CRPS based on these questions, therefore, the sole purpose of this analysis was to provide some insight into CRPS-related characteristics of the two groups.

Anxiety and depression

The Generalized Anxiety Disorder-7 scale (GAD-7) has seven questions with scores ranging from 0-3 for each question. Scores indicate mild (5-9), moderate (10-14), or severe (15-21) anxiety (20,21).

The Patient Health Questionnaire-9 (PHQ-9) has nine questions with scores ranging from 0-3 for each question. Scores indicate mild (10-14), moderate (15-19), or severe (20-27) major depression (22,23).

Somatic symptoms

The Patient Health Questionnaire-15 (PHQ-15) is a standardized and validated measure of somatic symptoms (24). The PHQ-15 is a 14-item (for men and respondents who choose “other” as their gender) or 15-item (for women) scale for the assessment of somatic symptoms. Respondents answer whether they are “not bothered at all” (0) to “bothered a lot” (2) by specific symptoms such as fainting spells or back pain over the past 4 weeks. Respondents could decline to answer a question about pain or problems during sexual intercourse, in which case this item was scored as 0. Scores represent mild (6-10), moderate (11-15), or severe (15-30) somatic symptoms.

Neglect-like symptoms

Inattention to and disengagement from the most painful limb was measured with the 5-item Neurobehavioral questionnaire (Table 2) (13). Participants choose “true” or “false” for each item, similar to the original version of the questionnaire and consistent with the format of other questions in the survey. In a previous study, the questionnaire that used a Likert-scale showed acceptable to good internal consistency (Cronbach’s alpha CRPS = 0.86; control = 0.77) and could dissociate between people with CRPS and controls (4).

Table 2. The five-item Neurobehavioral questionnaire of Galer and Jensen (13) and the concepts that the items are proposed to measure.

Item	Proposed concept
1. If I don't focus my attention on my [painful limb] it would lie still, like dead weight.	Motor neglect
2. My [painful limb] feels as though it is not part of the rest of my body.	Cognitive neglect
3. I need to focus all of my attention on my [painful limb] to make it move the way I want it to.	Motor neglect
4. My [painful limb] sometimes moves involuntarily, without my control.	Involuntary movements
5. My [painful limb] feels dead to me.	Cognitive neglect

CRPS symptoms

To address the question of whether neglect-like symptoms relate to (specific) CRPS symptoms in the current study, we analysed the 13 items from the pre-defined bodily changes that reflect symptoms of CRPS (19): losing hair or extra hair growth, changes in the texture or colour of the skin, swelling, changes in the nails of hands/toes, weakness, tremor, sweating more/less, and body parts feeling unusually cold/hot.

Statistical analyses

The analysis consisted of five steps corresponding with the five aims of the study (Figure 1). Statistical analysis was conducted using SPSS (version 25). Statistical significance was considered at $p < .05$. Effect sizes were computed with the Pearson correlation coefficient, and were considered to reflect a small ($>.10$), medium ($>.30$), and large effect ($>.50$) (25).

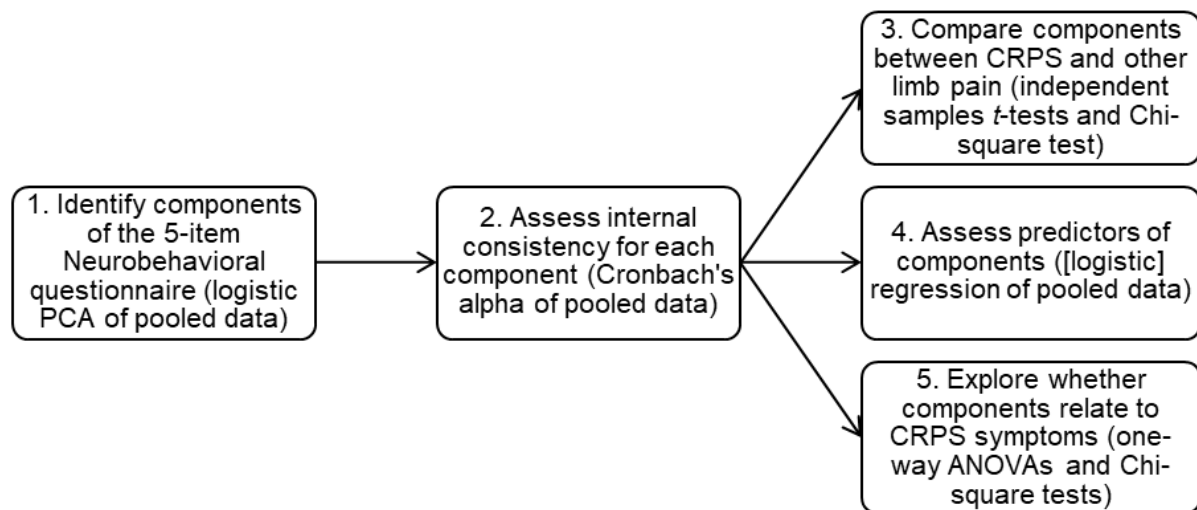


Figure 1. Overview of the statistical analyses on the 5-item Neurobehavioral questionnaire related to five specific sub aims. CRPS = Complex Regional Pain Syndrome; PCA = principal component analysis.

Demographics, anxiety, depression, somatic symptoms, and pain-related characteristics

We compared groups regarding age, anxiety, depression, somatic symptoms, pain duration, hours of pain per day, pain intensity, and number of pain-related medical diagnoses using t -tests, and regarding gender, most painful limb, whether there was pain in other body areas or other limbs, and which limb was the most painful body area using Chi-square tests.

The underlying structure of the five-item Neurobehavioral questionnaire

We performed principal component analysis (PCA) for binary data (logistic PCA) (26) in R (version 3.6.0) to explore whether the five questions of the Neurobehavioral questionnaire belong to one component or whether there are more components, such as cognitive neglect-like symptoms (item 2 and 5), motor neglect-like symptoms (item 1 and 3), and involuntary movements (item 4), as suggested in literature (13). Groups were pooled together for the PCA in order to have larger variability. We repeated the analyses for each group because different mechanisms could be at play in different patient populations. To determine the appropriate

number of components, we calculated and plotted the cumulative percent of deviance and the marginal percent of deviance explained by the logistic PCA. We visually inspected where the marginal contributions levelled off. Next, we evaluated how the five items loaded on the different components. We considered items with absolute loadings of above 0.3 as being part of the component.

Internal consistency of the different components

For components with more than one item, we computed the internal consistency using the pooled data with Cronbach's alpha. A Cronbach's alpha of ≥ 0.70 was considered acceptable.

Differences between respondents who reported as having received a diagnosis of CRPS versus other limb pain regarding the neglect-like symptoms components

After determining the components of the questionnaire, we statistically compared uncorrected scores of the components between the two groups, using a *t*-test for the cognitive and motor neglect-like symptoms and a Chi-square test for the involuntary movements.

Predictors of the neglect-like symptoms components

We conducted (ordinal) logistic regression analysis to evaluate which variables predicted the number of symptoms that respondents reported within each component. We used forced entry and included all variables in the model. The dependent variable was the sum score of each component. Potential predictors that we entered in the model were age, gender (male, female), anxiety (GAD-9), depression (PHQ-9), somatic symptoms (PHQ-15), disease duration in years, hours of pain per day, pain intensity of the most painful limb, affected side (left, right), affected extremity (upper, lower), whether the limb was the most painful body area (yes, no), received diagnosis (CRPS, other limb pain), and total number of pain-related medical diagnoses. Entering these variables would not only inform the predictive value of each, but also correct for potential biases based on differences between groups.

Relationship between CRPS symptoms and the neglect-like symptoms components

To address how the neglect-like components related to CRPS symptoms, for each of the 13 CRPS symptoms we performed one-way ANOVAs for the motor and cognitive neglect-like symptoms or Chi-square tests for the involuntary movements, with presence of the symptom as the independent variable (i.e. people who reported as having that symptom versus people who reported as not having that symptom) and the sum score of each component of neglect-

like symptoms as the dependent variable. We included all respondents who reported as having received a diagnosis of CRPS. We did not perform a correction for multiple comparisons as these analyses were exploratory.

Results

Demographics, depression, anxiety, somatic symptoms, and pain-related characteristics

Of 2200 responses, 484 respondents did not give informed consent or closed the survey before answering any question, 13 were aged <16 years, 14 were identified as double entries, 9 gave inconsistent answers, 441 did not have chronic pain, 12 did not choose male or female as being their gender, 242 had missing data on one or more of the covariates due to closing the survey prematurely, and 245 did not report as having pain in a limb or did not report one limb as being more painful than others. This resulted in a sample of 742 respondents, of whom 335 were assigned to the group of respondents who reported as having received a diagnosis of CRPS and 407 to the other limb pain group. We obtained information about the location of 539 respondents (72.6%). Of these respondents, most were located in the United Kingdom (62.0%), the United States of America (15.8%), Australia (6.7%), the Netherlands (4.3%), Greece (4.3%), Canada (2.0%), Germany (1.9%), and New Zealand (1.9%).

Demographic and pain-related characteristics are depicted in Table 3. Groups were comparable in the distribution of age and gender. Respondents who reported as having received a diagnosis of CRPS obtained higher scores for anxiety, depression, and pain intensity; and reported more hours of pain per day compared to respondents with other limb pain, which were small effects. Respondents with other limb pain reported more somatic symptoms and a longer pain duration than respondents who reported as having received a diagnosis of CRPS, with small effect sizes. In both groups, the lower limb was more often affected than the upper limb. In respondents who reported as having received a diagnosis of CRPS, the left limb was more often affected than in respondents with other limb pain. More respondents with other limb pain reported that they had pain in other parts of their body in addition to the painful limb compared to respondents who reported as having received a diagnosis of CRPS. More respondents who reported as having received a diagnosis of CRPS reported that one of their limbs was the most painful body part compared to the other limb pain group. In the group of respondents who reported as having received a diagnosis of CRPS, 91.9% reported at least one symptom in three or more categories, which was 37.8% in the other limb pain group (Table S1).

Respondents with other limb pain reported a higher number of pain-related medical diagnoses than respondents who reported as having received a diagnosis of CRPS, which was

a small effect. The pain-related medical diagnoses are depicted in Table 4. In Figure S1, we show which medical practitioner(s) (if any) respondents reported as having provided the medical diagnosis. Information on events/injuries that triggered the pain condition are presented in Table S2.

Table 3. Demographics, depression, anxiety, somatic symptoms, and pain-related characteristics; means (SD) and frequencies (%), split for the respondents who reported as having received a diagnosis of CRPS ('CRPS') and the respondents who had chronic pain but did not report as having received a diagnosis of CRPS ('other limb pain').

	CRPS (<i>N</i> = 335)	Other limb pain (<i>N</i> = 407)	<i>t</i> -test or Chi-square test statistics
Age, in years	46.64 (12.08)	46.36 (13.65)	$t(736.08) = 0.29, p = .771, r = .01$
Gender, % female	297 (88.7%)	363 (89.2%)	$\chi^2(1) = 0.05, p = .818$
Anxiety (GAD-7; 0-21)	10.71 (5.95)	9.80 (5.98)	$t(740) = 2.09, p = .037, r = .08$
Depression (PHQ-9; 0-27)	15.87 (6.39)	14.46 (6.77)	$t(740) = 2.91, p = .004, r = .11$
Somatic symptoms (PHQ-15; 0-30)	13.74 (4.98)	14.65 (5.43)	$t(740) = -2.36, p = .019, r = .09$
<i>Pain-related characteristics</i>			
Pain duration in years	8.80 (8.32)	12.28 (10.71)	$t(737.68) = -4.98, p < .001, r = .18$
Hours of pain per day	18.10 (6.99)	14.15 (7.87)	$t(735.64) = 7.24, p < .001, r = .26$
Pain intensity most painful limb (0-10)	7.41 (1.97)	6.48 (2.06)	$t(740) = 6.27, p < .001, r = .22$
Most painful limb, % upper	118 (35.2%)	149 (36.6%)	$\chi^2(1) = 0.15, p = .696$
Most painful limb, % left	158 (47.2%)	156 (38.3%)	$\chi^2(1) = 5.88, p = .015$
Pain in other body areas, % yes	250 (74.6%)	393 (96.6%)	$\chi^2(1) = 76.46, p < .001$
Pain in other limbs, % yes	163 (48.7%)	320 (78.6%)	$\chi^2(1) = 72.63, p < .001$
The limb is (one of) the most painful body area(s), % yes	282 (84.2%)	164 (40.3%)	$\chi^2(1) = 147.58, p < .001$
Number of pain-related medical diagnoses	2.47 (1.88)	2.93 (2.03)	$t(740) = -3.19, p = .001, r = .12$

Abbreviations: CRPS, complex regional pain syndrome; GAD-7, Generalized Anxiety Disorder-7; PHQ-9, Patient Health Questionnaire-9; PHQ-15, Patient Health Questionnaire-15.

Table 4. Numbers and percentages of pain-related medical diagnoses split for the respondents who reported as having received a diagnosis of CRPS ('CRPS') and the respondents who had chronic pain but did not report as having received a diagnosis of CRPS ('other limb pain'). Note that respondents could report multiple diagnoses, thus percentages do not sum to 100.

	CRPS (<i>N</i> = 335)	Other limb pain (<i>N</i> =407)	Chi-square test statistics
CRPS	335 (100%)	-	-
Back pain	88 (26.3%)	147 (36.1%)	$\chi^2(1) = 8.24, p = .004$
Fibromyalgia	61 (18.2%)	263 (64.6%)	$\chi^2(1) = 160.90, p < .001$
Osteoarthritis	51 (15.2%)	106 (26.0%)	$\chi^2(1) = 12.90, p < .001$
Migraine	46 (13.7%)	101 (24.8%)	$\chi^2(1) = 14.21, p < .001$
Irritable Bowel Disease	40 (11.9%)	123 (30.2%)	$\chi^2(1) = 35.82, p < .001$
Hypermobility condition	27 (8.1%)	71 (17.4%)	$\chi^2(1) = 14.12, p < .001$
Neuralgia	25 (7.5%)	30 (7.4%)	$\chi^2(1) = 0.002, p = .962$
Plantar fasciitis	20 (6.0%)	41 (10.1%)	$\chi^2(1) = 4.10, p = .043$
Rheumatoid Arthritis	17 (5.1%)	36 (8.8%)	$\chi^2(1) = 3.94, p = .047$
Endometriosis	12 (3.6%)	17 (4.2%)	$\chi^2(1) = 0.17, p = .677$
Cluster headache	7 (2.1%)	15 (3.7%)	$\chi^2(1) = 1.63, p = .202$
Stomach ulcer	5 (1.5%)	8 (2.0%)	$\chi^2(1) = 0.24, p = .625$
Crohn's Disease	1 (0.3%)	2 (0.5%)	$\chi^2(1) = 0.17, p = .680$
Multiple Sclerosis	2 (0.6%)	1 (0.2%)	$\chi^2(1) = 0.56, p = .453$
Other (one or more other pain-related diagnosis)	58 (17.3%)	154 (37.8%)	$\chi^2(1) = 37.93, p < .001$
None	-	32 (7.9%)	-

Abbreviation: CRPS, complex regional pain syndrome.

The underlying structure of the five-item Neurobehavioral questionnaire

Based on visual inspection of the marginal percent of deviance explained, two components were retained. Here, we report the component characteristics based on the PCA that included all respondents. Figure 2 depicts a graphical representation of the factor loadings on each component. Similar components were retained when we analysed the CRPS and other limb pain groups separately (Table S3 and Table S4).

The first and the second component explained 46% and 21% of the variance, respectively. The four items that loaded on the first component were item 2 (-0.56), item 3 (-0.50), item 1 (-0.45), and item 5 (-0.44). This component reflects the motor and cognitive neglect-like symptoms described in the literature. Item 4 was, with a factor loading of -0.23, no part of the first component. The three items that loaded on the second component were item 4 (-0.75), item 3 (-0.40), and item 1 (0.46). Note that people who tend to *agree* with item 4 and

item 3, and *disagree* with item 1, or the other way around, would obtain high scores for this component. As the items are not supposed to be recoded, we did not include item 1 in the second component. Because item 3 had a higher factor loading on the first than the second component, and based on previous literature, we decided to retain component 1, “motor and cognitive neglect-like symptoms” (including item 1, 2, 3, and 5), and separately analyse item 4 “involuntary movements”, so that none of the items would overlap between analyses.

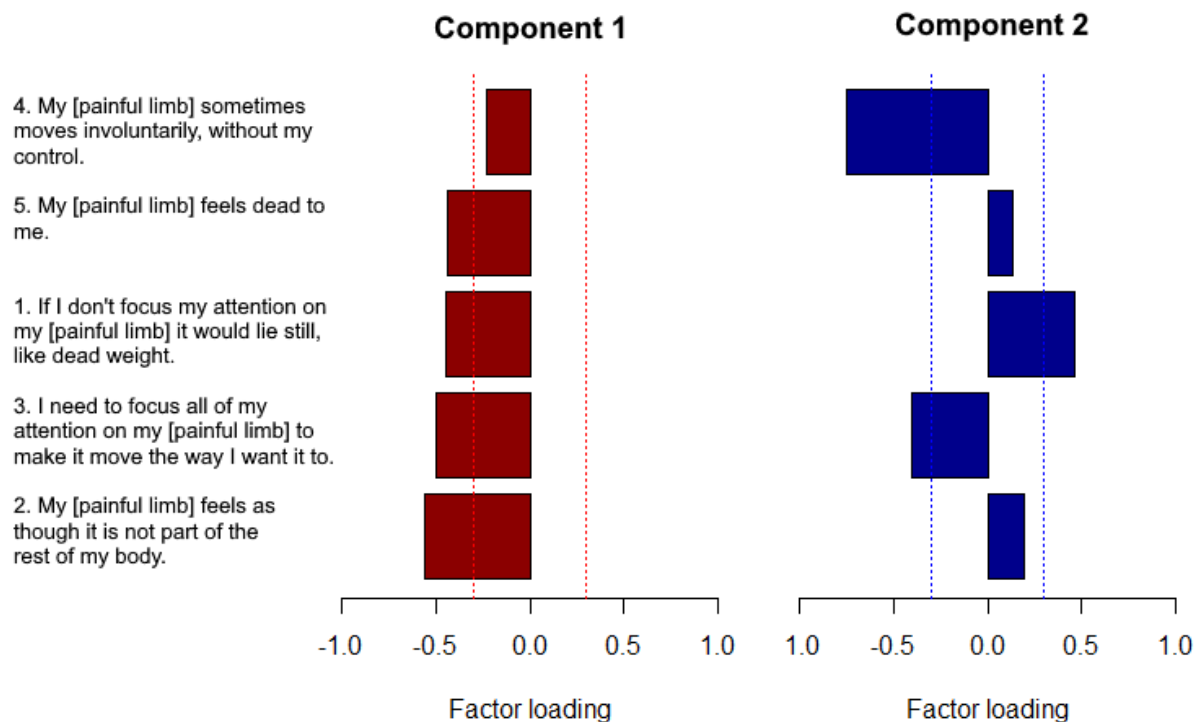


Figure 2. Factor loadings of the five items for the two components, sorted by the factor loadings on the first component for ease of interpretation. Reference lines are depicted at -0.3 and 0.3, which we used as the threshold for considering items as being part of a component. Note that the direction of the factor loading (positive or negative) only has meaning in comparison with the other factor loadings.

Internal consistency of the different components

The internal consistency of the “motor and cognitive neglect-like symptoms” component was acceptable (Cronbach’s alpha=0.76). As the involuntary movement component only consisted of one item, its internal consistency was not evaluated.

Differences between respondents who reported as having received a diagnosis of CRPS versus other limb pain regarding the neglect-like symptoms components

The two groups differed regarding the first component; the number of motor and cognitive neglect-like symptoms, $t(740)=10.98$, $p<.001$, $r=0.37$. Respondents who reported as having received a diagnosis of CRPS reported more motor and cognitive neglect-like symptoms (2.14 , $SD=1.42$) than respondents with other limb pain (1.18 , $SD=1.39$), which was a moderate effect. Groups also differed regarding the second component; the percentage of respondents who reported involuntary movements, $\chi^2(1)=76.66$, $p<.001$. Respondents who reported as having received a diagnosis of CRPS reported more involuntary movements (75.8%) than respondents with other limb pain (44.0%). According to the odds ratio, respondents who reported as having received a diagnosis of CRPS were four times more likely to report involuntary movements than respondents with other limb pain.

Predictors of the neglect-like symptoms components

Predictors of the motor and cognitive neglect-like symptoms

The ordinal regression model was significant ($p<.001$) and the model explained 22.2% (Nagelkerke R^2) of the variance in motor and cognitive neglect-like symptoms (Table 5). The odds of respondents who reported as having received a diagnosis of CRPS reporting motor and cognitive neglect-like symptoms was 3.07 times that of respondents with other limb pain, Wald $\chi^2(1)=47.73$, $p<.001$. Higher overall pain intensity was associated with higher odds of reporting motor and cognitive neglect-like symptoms, Wald $\chi^2(1)=8.22$, $p=.004$. A higher level of somatic symptoms was associated with higher odds of reporting motor and cognitive neglect-like symptoms, Wald $\chi^2(1)=7.69$, $p=.006$. The odds of respondents with a painful lower limb to report motor and cognitive neglect-like symptoms was 1.40 times of that of respondents with a painful upper limb, Wald $\chi^2(1) = 5.48$, $p=.019$.

Table 5. Ordinal regression results predicting **motor and cognitive neglect-like symptoms** (ranging from 0 to 4), including respondents who reported as having received a diagnosis of CRPS ('CRPS'; $N = 335$) and the respondents who had chronic pain but did not report as having received a diagnosis of CRPS ('other limb pain'; $N = 407$).

	B	SE	OR (95%CI)	<i>p</i>
Age, in years	-0.001	.005	1.00 (0.99 to 1.01)	.922
Pain duration in years	-0.006	.008	0.99 (0.98 to 1.01)	.419
Hours of pain per day	-0.013	.010	0.99 (0.97 to 1.01)	.193
Pain intensity of the most painful limb	0.121	.042	1.13 (1.04 to 1.23)	.004*

Number of medical diagnoses	-0.069	.039	0.93 (0.86 to 1.01)	.080
Anxiety (GAD-7)	0.019	.018	1.02 (0.98 to 1.06)	.287
Depression (PHQ-9)	0.035	.018	1.04 (1.00 to 1.07)	.052
Somatic symptoms (PHQ-15)	0.051	.018	1.05 (1.02 to 1.09)	.006*
Group = CRPS (vs other limb pain)	1.121	.162	3.07 (2.23 to 4.21)	< .001**
Gender = male (vs female)	0.093	.221	1.10 (0.71 to 1.69)	.672
Limb side = left (vs right)	0.025	.137	1.03 (0.78 to 1.34)	.855
Limb extremity = lower (vs upper)	0.333	.142	1.40 (1.06 to 1.84)	.019*
Limb is the most painful body area = no (vs yes)	-0.154	.167	0.86 (0.62 to 1.19)	.355

Abbreviations: CRPS, complex regional pain syndrome; GAD-7, Generalized Anxiety Disorder-7; OR, adjusted odds ratio; PHQ-9, Patient Health Questionnaire-9; PHQ-15, Patient Health Questionnaire-15; SE, standard error. Asterisks indicate statistical significance with $\alpha < .05^*$, and with $\alpha < .001^{**}$.

Predictors of the involuntary movements

The logistic regression model was significant, $\chi^2(13)=169.60$, $p<.001$. The model explained 27.5% (Nagelkerke R^2) of the variance in involuntary movements and correctly classified 70.4% of cases (Table 6). Respondents who reported as having received a diagnosis of CRPS were 4.55 times more likely to report involuntary movements than respondents with other limb pain, Wald $\chi^2(1)=54.06$, $p<.001$. Higher levels of pain intensity, Wald $\chi^2(1)=6.55$, $p=.010$, depression, Wald $\chi^2(1)=6.53$, $p=.011$, and somatic symptoms, Wald $\chi^2(1)=10.48$, $p=.001$, were associated with an increased likelihood of reporting involuntary movements.

Table 6. Logistic regression results predicting **involuntary movements** (present versus absent), including respondents who reported as having received a diagnosis of CRPS ('CRPS'; $N = 335$) and the respondents who had chronic pain but did not report as having received a diagnosis of CRPS ('other limb pain'; $N = 407$).

	B	SE	OR (95%CI)	<i>p</i>
Age, in years	-0.009	.007	0.99 (0.98 to 1.00)	.181
Pain duration in years	0.010	.009	1.01 (0.99 to 1.03)	.282
Hours of pain per day	0.016	.012	1.02 (0.99 to 1.04)	.214
Pain intensity of the most painful limb	0.133	.052	1.14 (1.03 to 1.26)	.010*
Number of medical diagnoses	-0.050	.049	0.95 (0.86 to 1.05)	.287
Anxiety (GAD-7)	-0.040	.023	0.96 (0.92 to 1.01)	.082
Depression (PHQ-9)	0.058	.023	1.06 (1.01 to 1.11)	.011*
Somatic symptoms (PHQ-15)	0.076	.023	1.08 (1.03 to 1.13)	.001*
Group = CRPS (vs other limb pain)	1.514	.206	4.55 (3.04 to 6.81)	< .001**
Gender = male (vs female)	-0.299	.280	0.74 (0.43 to 1.28)	.285
Limb side = left (vs right)	-0.152	.172	0.86 (0.61 to 1.20)	.377
Limb extremity = lower (vs upper)	0.203	.175	1.23 (0.87 to 1.73)	.245

Limb is the most painful body area = no (vs yes) 0.192 .206 1.21 (0.81 to 1.81) .352

Abbreviations: CRPS, complex regional pain syndrome; GAD-7, Generalized Anxiety Disorder-7; OR, adjusted odds ratio; PHQ-9, Patient Health Questionnaire-9; PHQ-15, Patient Health Questionnaire-15; SE, standard error. Asterisks indicate statistical significance with $\alpha < .05^*$, and with $\alpha < .001^{**}$.

Relationship between CRPS symptoms and neglect-like symptoms components

Relationship between CRPS symptoms and the motor and cognitive neglect-like symptoms

Respondents who reported as having experienced changes in their toenails, and tremor in any part of their body, reported more motor and cognitive neglect-like symptoms compared to respondents without these symptoms, which were small effects (Table 7).

Table 7. Average number of motor and cognitive neglect-like symptoms (ranging from 0 to 4) given by respondents who reported as having received a diagnosis of CRPS ($N = 335$). Data are split and compared according to whether or not respondents also reported CRPS symptoms.

	Respondents with symptom		Respondents without symptom		One-way ANOVA statistics
	<i>N</i>	Mean (<i>SD</i>)	<i>N</i>	Mean (<i>SD</i>)	
Losing hair on parts of your body other than your head	62	2.26 (1.58)	273	2.12 (1.39)	$F(1) = 0.50, p = .482, r = .04$
Extra hair growth on any part of your body	115	2.25 (1.33)	220	2.09 (1.47)	$F(1) = 1.03, p = .312, r = .06$
Changes in the texture of your skin	214	2.19 (1.45)	121	2.06 (1.37)	$F(1) = 0.68, p = .409, r = .05$
Changes in skin colour	259	2.21 (1.44)	76	1.91 (1.34)	$F(1) = 2.71, p = .101, r = .09$
Swelling (edema) in any body part	277	2.19 (1.43)	58	1.90 (1.35)	$F(1) = 2.12, p = .146, r = .08$
Changes in the nails of your hands (e.g. growing faster or slower, or being more brittle)	180	2.17 (1.46)	155	2.12 (1.39)	$F(1) = 0.11, p = .746, r = .02$
Changes in your toenails (e.g. growing faster or slower, or being more brittle)	189	2.30 (1.40)	146	1.94 (1.43)	$F(1) = 5.45, p = .020^*, r = .13$
Changes in nails of hands or toes	254	2.22 (1.41)	81	1.89 (1.45)	$F(1) = 3.45, p = .064, r = .10$
Weakness in any part of your body	285	2.21 (1.43)	50	1.78 (1.33)	$F(1) = 3.87, p = .050, r = .11$
Tremor in any part of your body	191	2.34 (1.39)	144	1.88 (1.42)	$F(1) = 8.73, p = .003^*, r = .16$
Sweating more	223	2.24 (1.39)	112	1.95 (1.46)	$F(1) = 3.25, p = .072, r = .05$
Sweating less	14	2.21 (1.81)	321	2.14 (1.41)	$F(1) = 0.04, p = .849, r = .01$
One part or specific parts of your body feeling unusually cold	207	2.13 (1.43)	128	2.17 (1.42)	$F(1) = 0.08, p = .773, r = .02$

One part or specific parts of your body feeling unusually hot 142 2.17 (1.40) 193 2.12 (1.44) $F(1) = 0.08, p = .777, r = .02$

Abbreviation: CRPS, complex regional pain syndrome. Asterisks indicate statistical significance with $\alpha < .05^*$, and with $\alpha < .001^{**}$.

Note. Even though CRPS symptoms can spread across (ipsilateral) limbs (28–32), reporting changes in toenails could reflect having CRPS in a lower limb versus CRPS in an upper limb, instead of being specific for experiencing changes in nails. The variable “Changes in nails of hands **or** toes” was created based on the two variables asking about changes in the nails of the hands and toenails. Respondents who gave a positive answer to either one of those two variables were categorized as respondents with the symptom. Indeed, of people who reported an upper limb as being most painful ($n=118$), 70.3% reported changes in the nails of their hands and 33.1% in their toenails. Of people who reported a lower limb as being most painful ($n=217$), 44.7% reported changes in the nails of their hands and 79.5% in their toenails. Differences between groups were significant (both $p < .001$). Therefore, we created an additional variable based on the questions “Changes in the nails of your hands” and “Changes in your toenails”. Respondents who gave a positive answer to either one of those questions were categorized as respondents with “Changes in nails on hands **or** toes”. There was no difference in the number of motor and cognitive neglect-like symptoms between respondents who reported changes in nails on hands or toes versus respondents who did not report such changes. This indicates that reporting changes in toenails, rather than nails per se, was specifically related to neglect-like symptoms, suggesting that this was driven by lower limb CRPS rather than changes in nails.

Relationship between CRPS symptoms and the involuntary movements

Respondents who reported as having experienced changes in skin colour, swelling, toenails, nails of hands or toes, weakness, tremor, or sweating more; reported experiencing involuntary movements of their most painful limb more often compared to respondents without these symptoms (Table 8).

Table 8. Percentages of respondents who reported as having received a diagnosis of CRPS ($N = 335$), who reported involuntary movements. Data are split and compared according to whether or not respondents also reported CRPS symptoms.

	Respondents with symptom		Respondents without symptom		Chi-square test statistics
	<i>N</i>	% reporting	<i>N</i>	% reporting	
Losing hair on parts of your body other than your head	62	82.3%	273	74.4%	$\chi^2(1) = 1.72, p = .190$
Extra hair growth on any part of your body	115	79.1%	220	74.1%	$\chi^2(1) = 1.05, p = .306$

Changes in the texture of your skin	214	78.0%	121	71.9%	$\chi^2(1) = 1.59, p = .208$
Changes in skin colour	259	78.4%	76	67.1%	$\chi^2(1) = 4.07, p = .044^*$
Swelling (edema) in any body part	277	78.0%	58	65.5%	$\chi^2(1) = 4.06, p = .044^*$
Changes in the nails of your hands (e.g. growing faster or slower, or being more brittle)	180	79.4%	155	71.6%	$\chi^2(1) = 2.79, p = .095$
Changes in your toenails (e.g. growing faster or slower, or being more brittle)	189	84.1%	146	65.1%	$\chi^2(1) = 16.32, p < .001^{**}$
Changes in nails of hands or toes	254	80.3%	81	61.7%	$\chi^2(1) = 11.57, p = .001^*$
Weakness in any part of your body	285	79.3%	50	56.0%	$\chi^2(1) = 12.60, p < .001^{**}$
Tremor in any part of your body	191	85.9%	144	62.5%	$\chi^2(1) = 24.45, p < .001^{**}$
Sweating more	223	80.3%	112	67.0%	$\chi^2(1) = 7.20, p = .007^*$
Sweating less	14	85.7%	321	75.4%	$\chi^2(1) = 0.78, p = .377$
One part or specific parts of your body feeling unusually cold	207	77.8%	128	72.7%	$\chi^2(1) = 1.13, p = .287$
One part or specific parts of your body feeling unusually hot	142	80.3%	193	72.5%	$\chi^2(1) = 2.68, p = .102$

Abbreviation: CRPS, complex regional pain syndrome. Asterisks indicate statistical significance with alpha < .05*, and with alpha < .001**.

Note. The variable “Changes in nails of hands **or** toes” was created based on the two variables asking about changes in the nails of the hands and toenails. Respondents who gave a positive answer to either one of those two variables were categorized as respondents with the symptom.

Discussion

We evaluated the underlying structure of the five-item Neurobehavioral questionnaire of Galer and Jensen (13), and examined how different components related to demographic and clinical characteristic, and CRPS symptoms. Motor and cognitive neglect-like symptoms clustered together, the item on involuntary movements was a separate component. On average, both respondents who reported as having received a diagnosis of CRPS and those with other chronic limb pain reported at least one of the five symptoms, showing that these are not exclusive to CRPS. However, people who reported as having received a diagnosis of CRPS reported more motor and cognitive neglect-like symptoms, and involuntary movements, than people with other limb pain conditions, when controlled for age, gender, anxiety, depression, somatic symptoms, disease duration, hours of pain per day, pain intensity, affected side, affected extremity, whether the limb was the most painful, and number of pain-related medical diagnoses.

The clustering of the motor and cognitive neglect-like symptoms indicates that they relate to a similar underlying mechanism, which is different from the mechanism underlying involuntary movements. It should be stressed that motor and cognitive neglect-like symptoms in CRPS differ from hemispatial neglect after stroke (8–10), which most often manifests as a visuospatial bias. Typically, people with CRPS perform normally on classic “pen-and-paper” neglect tasks (e.g. line bisection), which capture a combination of perceptual and motor biases that stroke patients generally are not aware of (1,2,14,27,28, although see 29,30), and people with CRPS show no visuospatial attention bias towards one side of space (31,32, although see 33,34). Motor and cognitive neglect-like symptoms in CRPS more closely resemble a less common manifestation of post-stroke neglect called “personal neglect” (e.g. failure to dress or groom the contralesional side of the body), which might be primarily a disorder of body perception rather than attention (35). Therefore, the Neurobehavioral questionnaire should be considered a measure of body perception disturbances and could be complemented with e.g. the Bath CRPS Body Perception Disturbance scale, which together provide a more complete picture of body perception disturbances (12,36). The origin of such body perception disturbances in CRPS remains unclear. Galer et al. (37) suggested that it could reflect dysfunction in central nervous system structures, in particular cortical reorganization of parietal cortex function (7). In parietal areas, input from sensory systems is integrated and form the body image, and lesions in parietal areas are related to post-stroke (motor) neglect (38,39). The degree of cortical reorganization correlates with pain severity and body perception disturbances (40–43). This suggests a relationship between altered cortical limb representation, pain intensity, and disturbances in limb perception (8). Possibly, the motor neglect-like symptoms directly stem from the cognitive neglect-like symptoms causing them to cluster together: people need to feel like their limb is part of their body in order to feel that they can easily move their own limb, or vice versa.

There are several potential mechanisms of movement disorders in chronic pain, acting at different levels of the sensorimotor circuitry (44). For example, nociceptive neurons in the spinal cord may become sensitized. Pain becomes chronic and normally non-painful stimuli become painful (central sensitisation). Central sensitisation might influence the spinal motor circuitry, leading to loss of voluntary control and movement disorders (45,46).

Both components of the Neurobehavioral questionnaire were related to having received a diagnosis of CRPS, more intense pain, and more somatic symptoms, consistent with previous research (4–7). However, each component also had unique predictors. Motor and cognitive neglect-like symptoms were predicted by having a lower painful limb opposed to having an

upper painful limb. Previous smaller studies ($n \leq 20$) found either more (4), a similar number of (6), or fewer (7) neglect-like symptoms in people with lower versus upper limb CRPS. Our larger sample size allowed us to control for several potentially confounding variables. A lower limb dominance is also seen in xenomelia, where people feel as if a body part does not belong to them, and experience a desire to amputate, paralyse, or disable it (47,48). The lower limb dominance of xenomelia, which could also explain the neglect-like symptoms in respondents who reported as having received a diagnosis of CRPS, has been explained by involvement of the vestibular system, which contributes to maintaining a coherent body representation (49–51) and principally receives input from the lower limbs (52,53). Another explanation is that the insula, a core region in xenomelia as it is associated with the integration of body and mind, is anatomically close to the leg representation on the secondary somatosensory cortex, and, therefore, particularly important in lower limb representation (48). Involuntary movements were predicted by depression, and a similar trend was seen for the motor and cognitive neglect-like symptoms. This is in line with the only other study in which the relationship between neglect-like symptoms (all five items) and depression was measured (6). The authors concluded that mental distress might contribute to the development of neglect-like symptoms, especially through depersonalisation and catastrophising. However, the direction of the relationship is unknown: it might as well be that involuntary movements, and possibly motor and cognitive neglect-like symptoms, lead to mental distress.

Finally, while both components were predicted by general somatic symptoms (e.g. dizziness, feeling tired), exploratory analyses showed that involuntary movements were related to a greater number of CRPS-specific symptoms across all four diagnostic categories (vasomotor, sudomotor/edema, trophic, and motor). To some extent, involuntary movements are part of the diagnostic criteria for CRPS in the form of tremor and dystonia (19). This suggests that the mechanism(s) underlying this component might be more closely linked with those that results in physical CRPS symptoms, whereas less related mechanism(s) might underly motor and cognitive neglect-like symptoms. These analyses were exploratory and warrant further research.

Limitations and strengths

This study has some limitations. First, to maximise sample size we conducted an online survey in order to include people who live distant from our lab and/or are not able to travel. Groupings were, therefore, based on self-reported diagnoses. To mitigate this, we asked respondents to report from whom they received their diagnoses. Most respondents reported receiving their

diagnoses from an appropriately qualified practitioner. Furthermore, our analyses of clinical characteristics are consistent with previous research. Respondents who reported as having received a diagnosis of CRPS reported higher levels of anxiety and depression than respondents with other pain (54), their pain onset was mostly associated with physical trauma, and they most frequently reported their limb(s) as being the most painful body part. In addition, 91.9% of respondents who reported as having received a diagnosis of CRPS reported at least one CRPS-related symptom in three or more categories, compared to 37.8% for the other limb pain group. Importantly, these numbers do not reflect a CRPS diagnosis, and we did not assess all CRPS symptoms in our questionnaire (i.e. not hyperesthesia, decreased range of movement, dystonia). Therefore, it is possible that some respondents who reported as having received a diagnosis of CRPS did not fulfil the CRPS criteria, whereas some respondents in the other limb pain group did, but never had received any diagnosis. Furthermore, we cannot draw conclusions on the relationships between all CRPS symptoms and neglect-like symptoms. Nevertheless, even with this crude group categorization moderate differences between groups were observed. A second limitation is that we did not dissociate between CRPS type I and II. As neglect-like symptoms are often attributed to central mechanisms, and neuronal damage could be related to such mechanisms, differences between these subtypes possibly exist. Third, to obtain representative samples, we did not limit our inclusion to people with unilateral pain. Since having pain in more than one limb could have affected neglect-like symptoms, this was included as a covariate in our regression analyses. Fourth, we recorded only true/false responses for the Neurobehavioral questionnaire, rather than using an alternative version that asks participants to rate the extent of each symptom on a 6-item scale (4). We were, therefore, unable to make inferences about the severity or frequency of these symptoms, and it could have reduced sensitivity of the regression models. It has, however, been shown that the number of neglect-like symptoms is specific for CRPS versus general chronic limb pain, as, for example, more people with CRPS confirm all five items than people with other pain (4), which we indeed found. Nevertheless, the internal consistency in the current study was lower compared to the study using the Likert scale. Therefore, we recommend using a Likert scale in future studies. Finally, the internal consistency should be further verified in a group with confirmed CRPS.

Strengths are that we included a larger sample of people compared to other studies, enabling us to control for several potentially confounding factors. Second, we evaluated the relationship between neglect-like symptoms and depression, anxiety, number of medical diagnoses, and hours of pain per day, which has not been investigated before. We evaluated the independent relationships of these and other variables instead of looking at those variables

in isolation. This is crucial, as some of these variables are both related to a specific diagnosis and to an increased likelihood of reporting neglect-like symptoms. Finally, we were the first to explore the relationships between neglect-like symptoms and CRPS symptoms.

Conclusion

The five-item Neurobehavioral questionnaire of Galer and Jensen (13) measures two components: motor and cognitive neglect-like symptoms, and involuntary movements. Their internal consistency was acceptable. Both components are reported more frequently by people who reported as having received a diagnosis of CRPS as opposed to people with other chronic limb pain, and are associated with higher pain intensity and more somatic symptoms. The motor and cognitive neglect-like symptoms were more related to lower versus upper limb pain, whereas the involuntary movements related more to depression. Finally, our results confirm previous findings on relationships between neglect-like symptoms and clinically relevant outcomes, and stress the importance of assessing body perception disturbances in clinical practice. Dissociating between the two components in future studies is relevant as they might reflect different mechanisms which could be differently related to clinical outcomes.

Acknowledgements: We thank all the respondents for their time. We thank Paraskevi-Ioanna Kompouli for her help in designing the survey and collecting data.

Author Contributions: *Antonia Ten Brink:* Conceptualization, Investigation, Formal analysis, Writing – Original Draft, Funding acquisition. *Janet Bultitude:* Conceptualization, Methodology, Software, Resources, Writing – Review & Editing, Supervision, Funding acquisition.

References

1. Reinersmann A, Landwehrt J, Krumova EK, Ocklenburg S, Güntürkün O, Maier C. Impaired spatial body representation in complex regional pain syndrome type 1 (CRPS I). *Pain*. 2012;153(11):2174–81.
2. Kolb L, Lang C, Seifert F, Maihöfner C. Cognitive correlates of “neglect-like syndrome” in patients with complex regional pain syndrome. *Pain*. 2012;153(5):1063–73.
3. Magni NE, McNair PJ, Rice DA. Sensorimotor performance and function in people with osteoarthritis of the hand: A case–control comparison. *Semin Arthritis Rheum*. 2018 Apr;47(5):676–82.

4. Frettlöh J, Hüppe M, Maier C. Severity and specificity of neglect-like symptoms in patients with complex regional pain syndrome (CRPS) compared to chronic limb pain of other origins. *Pain*. 2006 Sep;124(1):184–9.
5. Hirakawa Y, Hara M, Fujiwara A, Hanada H, Morioka S. The Relationship Among Psychological Factors, Neglect-Like Symptoms And Postoperative Pain After Total Knee Arthroplasty. *Pain Res Manag*. 2014;19(5):251–6.
6. Michal M, Adler J, Reiner I, Wermke A, Ackermann T, Schlereth T, et al. Association of Neglect-Like Symptoms with Anxiety, Somatization, and Depersonalization in Complex Regional Pain Syndrome. *Pain Med*. 2016 Sep 7;pnw214.
7. Wittayer M, Dimova V, Birklein F, Schlereth T. Correlates and importance of neglect-like symptoms in complex regional pain syndrome. *Pain*. 2018 May;159(5):978–86.
8. Lewis JS, Kersten P, McCabe CS, McPherson KM, Blake DR. Body perception disturbance: A contribution to pain in complex regional pain syndrome (CRPS). *Pain*. 2007;133(1–3):111–9.
9. Galer BS, Jensen M, Butler S. Neglect-like signs and symptoms in CRPS. *Pain*. 2013 Jun;154(6):961–2.
10. Greenspan JD, Treede RD, Lenz FA. “Pseudo-neglect” in CRPS is closer to “anti-neglect” than to classical hemi-neglect? *Pain*. 2012;153(11):2157–8.
11. Halicka M, Vittersø AD, Proulx MJ, Bultitude JH. Neuropsychological Changes in Complex Regional Pain Syndrome (CRPS). *Behav Neurol*. 2020 Jan 14;2020:1–30.
12. Ten Brink AF, Halicka M, Vittersø A, Jones H, Stanton T, Bultitude J. Validation of the Bath CRPS Body Perception Disturbance Scale. *J Pain*. 2021;
13. Galer BS, Jensen M. Neglect-Like Symptoms in Complex Regional Pain Syndrome. *J Pain Symptom Manage*. 1999 Sep;18(3):213–7.
14. Förderreuther S, Sailer U, Straube A. Impaired self-perception of the hand in complex regional pain syndrome (CRPS). *Pain*. 2004 Aug;110(3):756–61.
15. Qualtrics. Qualtrics. Provo, Utah, USA: Qualtrics; 2005.
16. Ten Brink AF, Peters L, Kompouli P-I, Jordan A, McCabe CS, Goebel A, et al. Bodily changes and sensory sensitivity in complex regional pain syndrome and fibromyalgia. *Pain*. 2020 Feb;00(00):1.
17. Rodriguez CS. Pain measurement in the elderly: A review. *Pain Manag Nurs*. 2001 Jun;2(2):38–46.
18. Karcioğlu O, Topacoglu H, Dikme O, Dikme O. A systematic review of the pain scales in adults: Which to use? *Am J Emerg Med*. 2018 Apr;36(4):707–14.

19. Harden R, Bruehl S, Perez RSGM, Birklein F, Marinus J, Maihofner C, et al. Validation of proposed diagnostic criteria (the “Budapest Criteria”) for Complex Regional Pain Syndrome. *Pain*. 2010 Aug;150(2):268–74.
20. Ruiz MA, Zamorano E, García-Campayo J, Pardo A, Freire O, Rejas J. Validity of the GAD-7 scale as an outcome measure of disability in patients with generalized anxiety disorders in primary care. *J Affect Disord*. 2011 Feb;128(3):277–86.
21. Spitzer RL, Kroenke K, Williams JBW, Löwe B. A Brief Measure for Assessing Generalized Anxiety Disorder. *Arch Intern Med*. 2006 May 22;166(10):1092.
22. Arroll B, Goodyear-Smith F, Crengle S, Gunn J, Kerse N, Fishman T, et al. Validation of PHQ-2 and PHQ-9 to Screen for Major Depression in the Primary Care Population. *Ann Fam Med*. 2010 Jul 1;8(4):348–53.
23. Kroenke K, Spitzer RL, Williams JBW. The Patient Health Questionnaire-2. *Med Care*. 2003 Nov;41(11):1284–92.
24. Kroenke K, Spitzer RL, Williams JBW. The PHQ-15: Validity of a New Measure for Evaluating the Severity of Somatic Symptoms. *Psychosom Med*. 2002 Mar;64(2):258–66.
25. Field A. *Discovering statistics using IBM SPSS statistics*. 4th ed. London, UK: Sage Publications Ltd; 2013.
26. Landgraf AJ, Lee Y. Dimensionality Reduction for Binary Data through the Projection of Natural Parameters. 2015 Oct 20;(1999).
27. Reid E, Wallwork SB, Harvie D, Chalmers KJ, Gallace A, Spence C, et al. A New Kind of Spatial Inattention Associated with Chronic Limb Pain? *Ann Neurol*. 2016;79(4):701–4.
28. Christophe L, Chabanat E, Delporte L, Revol P, Volckmann P, Jacquin-Courtois S, et al. Prisms to Shift Pain Away: Pathophysiological and Therapeutic Exploration of CRPS with Prism Adaptation. *Neural Plast*. 2016;2016.
29. Robinson G, Cohen H, Goebel A. A case of complex regional pain syndrome with agnosia for object orientation. *Pain*. 2011 Jul;152(7):1674–81.
30. Cohen H, McCabe C, Harris N, Hall J, Lewis J, Blake DR. Clinical evidence of parietal cortex dysfunction and correlation with extent of allodynia in CRPS type 1. *Eur J Pain*. 2013 Apr;17(4):527–38.
31. Ten Brink AF, Halicka M, Vittersø AD, Keogh E, Bultitude JH. Ignoring space around a painful limb? No evidence for a body-related visuospatial attention bias in complex regional pain syndrome. *Cortex*. 2021 Mar;136:89–108.

32. Halicka M, Vittersø AD, McCullough H, Goebel A, Heelas L, Proulx MJ, et al. Disputing space-based biases in unilateral complex regional pain syndrome. *Cortex*. 2020 Jun;127:248–68.
33. Bultitude JH, Walker I, Spence C. Space-based bias of covert visual attention in complex regional pain syndrome. *Brain*. 2017 Sep 1;140(9):2306–21.
34. Filbrich L, Alamia A, Verfaillie C, Berquin A, Barbier O, Libouton X, et al. Biased visuospatial perception in complex regional pain syndrome. *Sci Rep*. 2017;7(1):9712.
35. Di Vita A, Palermo L, Piccardi L, Di Tella J, Propato F, Guariglia C. Body representation alterations in personal but not in extrapersonal neglect patients. *Appl Neuropsychol Adult*. 2017 Jul 4;24(4):308–17.
36. Lewis JS, McCabe CS. Body perception disturbance (BPD) in CRPS. *Pract Pain Manag*. 2010;(April):60–6.
37. Galer BS, Butler S, Jensen MP. Case reports and hypothesis: A neglect-like syndrome may be responsible for the motor disturbance in reflex sympathetic dystrophy (complex regional pain syndrome-1). *J Pain Symptom Manage*. 1995 Jul;10(5):385–91.
38. Sampanis DS, Riddoch J. Motor Neglect and Future Directions for Research. *Front Hum Neurosci*. 2013;7(MAR):1–2.
39. Committeri G, Pitzalis S, Galati G, Patria F, Pelle G, Sabatini U, et al. Neural bases of personal and extrapersonal neglect in humans. *Brain*. 2007 Feb 1;130(2):431–41.
40. Pleger B, Tegenthoff M, Schwenkreis P, Janssen F, Ragert P, Dinse HR, et al. Mean sustained pain levels are linked to hemispherical side-to-side differences of primary somatosensory cortex in the complex regional pain syndrome I. *Exp Brain Res*. 2004;155(1):115–9.
41. Pleger B, Tegenthoff M, Ragert P, Förster AF, Dinse HR, Schwenkreis P, et al. Sensorimotor retraining in complex regional pain syndrome parallels pain reduction. *Ann Neurol*. 2005;57(3):425–9.
42. Pleger B, Ragert P, Schwenkreis P, Förster A-F, Wilimzig C, Dinse H, et al. Patterns of cortical reorganization parallel impaired tactile discrimination and pain intensity in complex regional pain syndrome. *Neuroimage*. 2006 Aug;32(2):503–10.
43. Juottonen K, Gockel M, Silén T, Hurri H, Hari R, Forss N. Altered central sensorimotor processing in patients with complex regional pain syndrome. *Pain*. 2002 Aug;98(3):315–23.
44. Breakefield XO, Blood AJ, Li Y, Hallett M, Hanson PI, Standaert DG. The pathophysiological basis of dystonias. *Nat Rev Neurosci*. 2008 Mar;9(3):222–34.

45. Van Hilten JJ. Movement Disorders in Complex Regional Pain Syndrome. *Pain Med.* 2010 Aug 1;11(8):1274–7.
46. van Rooijen DE, Marinus J, Schouten AC, Noldus LPJJ, van Hilten JJ. Muscle Hyperalgesia Correlates With Motor Function in Complex Regional Pain Syndrome Type 1. *J Pain.* 2013 May;14(5):446–54.
47. First MB. Desire for amputation of a limb: paraphilia, psychosis, or a new type of identity disorder. *Psychol Med.* 2005 Jun 23;35(6):919–28.
48. Hilti LM, Hänggi J, Vitacco DA, Kraemer B, Palla A, Luechinger R, et al. The desire for healthy limb amputation: structural brain correlates and clinical features of xenomelia. *Brain.* 2013 Jan;136(1):318–29.
49. Bottini G, Gandola M, Sedda A, Ferrè ER. Caloric vestibular stimulation: interaction between somatosensory system and vestibular apparatus. *Front Integr Neurosci.* 2013 Aug;7(6543):778–81.
50. Pfeiffer C, Serino A, Blanke O. The vestibular system: a spatial reference for bodily self-consciousness. *Front Integr Neurosci.* 2014 Apr 17;8(APR):1–13.
51. Salvato G, Gandola M, Veronelli L, Berlinger M, Corbo M, Bottini G. “The vestibular system, body temperature and sense of body ownership: a potential link? Insights from a single case study.” *Physiol Behav.* 2018 Oct;194(July):522–6.
52. Giummarra MJ, Bradshaw JL, Nicholls MER, Hilti LM, Brugger P. Body integrity identity disorder: Deranged body processing, right fronto-parietal dysfunction, and phenomenological experience of body incongruity. *Neuropsychol Rev.* 2011;21(4):320–33.
53. Lopez C, Halje P, Blanke O. Body ownership and embodiment: Vestibular and multisensory mechanisms. *Neurophysiol Clin Neurophysiol.* 2008 Jun;38(3):149–61.
54. Marinus J, van Hilten JJ. Clinical expression profiles of complex regional pain syndrome, fibromyalgia and a-specific repetitive strain injury: More common denominators than pain? *Disabil Rehabil.* 2006;28(6):351–62.

Survey questions

Demographic and pain-related information

What is your age in years?

▼ Under 16 ... 100 or older

What is your gender?

▼ Male, Female, Other

Have you been experiencing pain on most days for three months or more?

- Yes
- No

On average, for how many **hours** per day do you normally feel pain? Please answer using **numbers**. For example, half an hour would be ".5", and two hours would be "2".

Hours per day _____

For approximately how long have you been experiencing pain? Please answer in **years** and **months**. For example, 6 months would be "0" years and "6" months.

Years _____

Months _____

Where in your body have you felt pain **over the last week**. You can select as many responses as you like so please select all that apply.

- Left arm and/or hand
- Left leg and/or foot
- Right arm and/or hand
- Right leg and/or foot
- Back
- Stomach/abdomen
- Chest
- Groin/genitals
- Neck
- Head
- Other (Please specify. You can specify more than one thing if you wish)

For each of the body parts that you have selected, please rate your **average** level of pain that you have experienced in that body part **over the last week**.

No pain Worst pain imaginable

0 1 2 3 4 5 6 7 8 9 10



Have you received a medical diagnosis for your pain condition? Here, a medical diagnosis is a diagnosis that has been determined by a medical practitioner such as a GP, specialist doctor (e.g. rheumatologist or pain specialist), physiotherapist, occupational therapist, or nurse.

- Yes
- No

Please select all medical diagnoses that you have received for your pain condition.

- Complex Regional Pain Syndrome (also known as Reflex Sympathetic Dystrophy, Causalgia, or Sudeck's syndrome)
- Rheumatoid Arthritis
- Osteoarthritis
- Plantar fasciitis
- Fibromyalgia
- Hypermobility
- Back pain
- Migraine
- Cluster Headache
- Multiple Sclerosis
- Neuralgia
- Stomach ulcer
- Endometriosis
- Irritable Bowel Disease
- Crohn's Disease
- Other (Please specify. You can specify more than one thing if you wish) _____
- I have not received any diagnosis for my pain condition

You answered that you have received a medical diagnosis of *[diagnosis that was selected]*. Which medical practitioner diagnosed you with this condition (if you recall). Please select ALL that apply.

- GP
- Specialist doctor (e.g. rheumatologist or pain specialist)
- Physiotherapist
- Occupational therapist
- Nurse
- Other (Please specify) _____
- Don't know/can't remember

Was there an event or injury that triggered the onset of your pain condition(s)?

- Yes
- No

What was the event or injury that triggered the onset of your pain condition(s)?

- Sprain
- Fracture
- Dislocation
- Surgery
- Infection
- Childbirth
- Stressful situation such as bereavement, divorce, or loss of job
- Other (Please specify. You can specify more than one thing if you wish) _____

Neurobehavioral questionnaire

You answered before that you have felt pain in your *[name of painful body part is inserted here]* over the last week. Please answer the following statements on how you feel about your *[name of painful body part is inserted here]*. Select TRUE if the content of the sentence apply to you or FALSE if the content of the sentence does not apply to you.

	True	False
If I don't focus my attention on my <i>[painful limb]</i> it would lie still, like dead weight.	<input type="radio"/>	<input type="radio"/>
My <i>[painful limb]</i> feels as though it is not part of the rest of my body.	<input type="radio"/>	<input type="radio"/>
I need to focus all of my attention on my <i>[painful limb]</i> to make it move the way I want it to.	<input type="radio"/>	<input type="radio"/>
My <i>[painful limb]</i> sometimes moves involuntarily, without my control.	<input type="radio"/>	<input type="radio"/>
My <i>[painful limb]</i> feels dead to me.	<input type="radio"/>	<input type="radio"/>

Bodily changes

Have you experienced any of the following since the onset of your pain condition? Please only select those things that have **started to bother you** or have **become worse** since the onset of your pain condition. Select ANY that apply.

- Blurred vision
- Needing to change your glasses or contact lens prescription more often
- Peripheral vision loss
- Sensitivity to bright lights
- Hearing loss
- Tinnitus (Ringing in the ears)
- Sensitivity to loud noises
- Losing hair on your head
- Losing hair on parts of your body other than your head *
- Extra hair growth on any part of your body*
- Skin rashes
- Being more susceptible to sunburn
- Changes in the texture of your skin*
- Changes in skin colour*
- Swelling (edema) in any body part*
- Changes in the nails of your hands (e.g. growing faster or slower, or being more brittle) *
- Changes in your toenails (e.g. growing faster or slower, or being more brittle) *
- Allergic reactions on the skin
- Increased susceptibility to illness (for example, becoming more frequently ill, or taking longer to recover from illness)
- Finding your skin takes longer to heal when cut or bruised
- Needing to urinate more often, or finding it difficult from stopping yourself urinate when you 'need to go'
- Needing to urinate less often, or finding it difficult to urinate
- Loose bowels, diarrhoea, or needing to defecate more often
- Constipation
- Having a "sensitive stomach"
- Nausea
- Increase in weight
- Decrease in weight
- Allergic reactions to food and drink
- Decreased alcohol tolerance
- Increased alcohol tolerance
- Weakness in any part of your body*
- Tremor in any part of your body*
- Problems with balance
- Falling more frequently
- Difficulties walking
- Sweating more*
- Sweating less*
- Dizziness
- Hay fever
- Loss of sexual desire
- Increased sexual desire
- Feeling unusually cold, or finding it difficult to get warm when you are cold
- Feeling unusually hot, or finding it difficult to cool down when you are hot

- One part or specific parts of your body feeling unusually cold*
- One part or specific parts of your body feeling unusually hot*
- Please specify anything else that you have experienced. Even if you have experienced a change to your body or its sensations that you think is odd, unusual, or sounds "a bit crazy", we are interested in hearing about it. You can specify more than one thing if you wish. In the next question you will have an opportunity to explain more about the changes and how they make you feel if you wish. Here, please just list any additional changes if there are any.

* These items are the CRPS symptoms that were used for the current study

Sensory sensitivity

Do any of the following give you pain? Please select ANY that apply.

- Caffeine
- Alcohol
- Bright lights
- Flashing lights
- High-contrast images, such as black and white stripes spaced close together
- Loud or unpleasant noises
- The touch of clothing/water/breeze *
- Particular foods. If yes, please specify _____
- Particular smells. If yes, please specify _____
- Cold weather. if yes, then please specify from what temperature your pain starts _____
- Warm or hot weather. If yes, then please specify from what temperature your pain starts ____
- Other (Please specify. You can specify more than one thing if you wish) _____

* This item was one of the CRPS symptoms that were used for the current study

Patient Health Questionnaire-15 (PHQ-15)

During the past 4 weeks, how much have you been bothered by any of the following problems?

	Not bothered at all	Bothered a little	Bothered a lot
Stomach pain	<input type="radio"/>	<input type="radio"/>	<input type="radio"/>
Back pain	<input type="radio"/>	<input type="radio"/>	<input type="radio"/>
Pain in your arms, legs, or joints (knees, hips, etc.)	<input type="radio"/>	<input type="radio"/>	<input type="radio"/>
Menstrual cramps or other problems with your periods	<input type="radio"/>	<input type="radio"/>	<input type="radio"/>
Headaches	<input type="radio"/>	<input type="radio"/>	<input type="radio"/>
Chest pain	<input type="radio"/>	<input type="radio"/>	<input type="radio"/>
Dizziness	<input type="radio"/>	<input type="radio"/>	<input type="radio"/>
Fainting spells	<input type="radio"/>	<input type="radio"/>	<input type="radio"/>

Feeling your heart pound or race	<input type="radio"/>	<input type="radio"/>	<input type="radio"/>
Shortness of breath	<input type="radio"/>	<input type="radio"/>	<input type="radio"/>
Constipation, loose bowels, or diarrhoea	<input type="radio"/>	<input type="radio"/>	<input type="radio"/>
Nausea, gas, or indigestion	<input type="radio"/>	<input type="radio"/>	<input type="radio"/>
Feeling tired or having low energy	<input type="radio"/>	<input type="radio"/>	<input type="radio"/>
Trouble sleeping	<input type="radio"/>	<input type="radio"/>	<input type="radio"/>
Pain or problems during sexual intercourse	<input type="radio"/>	<input type="radio"/>	<input type="radio"/>

Patient Health Questionnaire (PHQ-9)

Over the last 2 weeks, how often have you been bothered by any of the following problems?

	Not at all	Several days	More than half days	Nearly every day
Little interest or pleasure in doing things	<input type="radio"/>	<input type="radio"/>	<input type="radio"/>	<input type="radio"/>
Feeling down, depressed, or hopeless	<input type="radio"/>	<input type="radio"/>	<input type="radio"/>	<input type="radio"/>
Trouble falling/staying asleep, sleeping too much	<input type="radio"/>	<input type="radio"/>	<input type="radio"/>	<input type="radio"/>
Feeling tired or having little energy	<input type="radio"/>	<input type="radio"/>	<input type="radio"/>	<input type="radio"/>
Poor appetite or overeating	<input type="radio"/>	<input type="radio"/>	<input type="radio"/>	<input type="radio"/>
Feeling bad about yourself – or that you are a failure or have let yourself or your family down	<input type="radio"/>	<input type="radio"/>	<input type="radio"/>	<input type="radio"/>
Trouble concentrating on things, such as reading the newspaper or watching television	<input type="radio"/>	<input type="radio"/>	<input type="radio"/>	<input type="radio"/>
Moving or speaking so slowly that other people could have noticed	<input type="radio"/>	<input type="radio"/>	<input type="radio"/>	<input type="radio"/>
Or the opposite – being so fidgety or restless that you have been moving around a lot more than usual	<input type="radio"/>	<input type="radio"/>	<input type="radio"/>	<input type="radio"/>
Thoughts that you would be better off dead or of hurting yourself in some way	<input type="radio"/>	<input type="radio"/>	<input type="radio"/>	<input type="radio"/>

Generalized Anxiety Disorder (GAD-7)

Over the last 2 weeks, how often have you been bothered by any of the following problems?

	Not at all	Several days	More than half days	Nearly every day
Feeling nervous, anxious, or on edge	<input type="radio"/>	<input type="radio"/>	<input type="radio"/>	<input type="radio"/>
Not being able to stop or control worrying	<input type="radio"/>	<input type="radio"/>	<input type="radio"/>	<input type="radio"/>
Worrying too much about different things	<input type="radio"/>	<input type="radio"/>	<input type="radio"/>	<input type="radio"/>
Trouble relaxing	<input type="radio"/>	<input type="radio"/>	<input type="radio"/>	<input type="radio"/>
Being so restless that it's hard to sit still	<input type="radio"/>	<input type="radio"/>	<input type="radio"/>	<input type="radio"/>
Becoming easily annoyed or irritable	<input type="radio"/>	<input type="radio"/>	<input type="radio"/>	<input type="radio"/>
Feeling afraid as if something awful might happen	<input type="radio"/>	<input type="radio"/>	<input type="radio"/>	<input type="radio"/>

Table S1. The number (%) of respondents per group who selected any of the predefined bodily changes that are part of the four categories of the Budapest clinical diagnostic criteria for CRPS (Harden et al., 2010). The sensory item was part of the question: ‘Do any of the following make you start to feel pain (when you weren't feeling pain before)?’, the other items were part of the question: ‘Have you experienced any of the following since the onset of your pain condition? Please only select those things that have started to bother you or have become worse since the onset of your pain condition. Select ANY that apply.’ The number (%) of respondents who reported one or more symptoms in each of the four categories, and in at least three out of four categories are depicted. Note that it is not possible to diagnose CRPS based on these questions, because not all symptoms were asked for (e.g. hyperesthesia), symptoms were not specifically related to the affected limb and/or asymmetries between limbs, and signs have not been assessed. This data is depicted to provide some insight in the two groups.

	CRPS (N = 335)	Other limb pain (N = 407)	Chi-square test statistics
Sensory			
• The touch of clothing, water, or a breeze	231 (69.0%)	89 (21.9%)	$\chi^2(1) = 166.11, p < .001$
Vasomotor			
• One part or specific parts of your body feeling unusually cold	207 (61.8%)	119 (29.2%)	$\chi^2(1) = 79.05, p < .001$
• One part or specific parts of your body feeling unusually hot	142 (42.4%)	82 (20.1%)	$\chi^2(1) = 43.13, p < .001$
• Changes in skin colour	259 (77.3%)	43 (10.6%)	$\chi^2(1) = 339.21, p < .001$
≥1 vasomotor symptom	312 (93.1%)	165 (40.5%)	$\chi^2(1) = 221.39, p < .001$
Sudomotor/edema			
• Sweating more	223 (66.6%)	208 (51.1%)	$\chi^2(1) = 18.04, p < .001$
• Sweating less	14 (4.2%)	9 (2.2%)	$\chi^2(1) = 2.37, p = .124$
• Swelling (edema) in any body part	277 (82.7%)	142 (34%)	$\chi^2(1) = 170.78, p < .001$
≥1 sudomotor/edema symptom	312 (92.1%)	261 (64.1%)	$\chi^2(1) = 87.90, p < .001$
Motor/trophic			
• Losing hair on parts of your body other than your head	62 (18.5%)	42 (10.3%)	$\chi^2(1) = 10.22, p = .001$
• Extra hair growth on any part of your body	115 (34.3%)	60 (14.7%)	$\chi^2(1) = 39.11, p < .001$
• Changes in the texture of your skin	214 (63.9%)	112 (27.5%)	$\chi^2(1) = 98.64, p < .001$
• Changes in the nails of your hands (e.g. growing faster or slower, or being more brittle)	180 (53.7%)	154 (37.8%)	$\chi^2(1) = 18.75, p < .001$
• Changes in your toenails (e.g. growing faster or slower, or being more brittle)	189 (56.4%)	102 (25.1%)	$\chi^2(1) = 75.79, p < .001$

• Weakness in any part of your body	285 (85.1%)	316 (77.6%)	$\chi^2(1) = 6.60, p = .010$
• Tremor in any part of your body	191 (57.0%)	138 (33.9%)	$\chi^2(1) = 39.66, p < .001$
≥1 motor/trophic symptom	328 (97.9%)	359 (88.2%)	$\chi^2(1) = 25.21, p < .001$
≥1 symptom(s) in 3/4 categories	308 (91.9%)	154 (37.8%)	$\chi^2(1) = 228.92, p < .001$
≥1 symptom(s) in 4/4 categories	207 (61.8%)	51 (12.5%)	$\chi^2(1) = 196.60, p < .001$

Abbreviation: CRPS, complex regional pain syndrome.

Table S2. Numbers and percentages of events/injuries that triggered the pain condition. Note that respondents could report multiple events/injuries, thus percentages do not sum to 100.

	CRPS (<i>N</i> = 335)	Other limb pain (<i>N</i> = 407)	Chi square test statistics
None	27 (8.1%)	203 (49.9%)	$\chi^2(1) = 150.23, p < .001$
Fracture	114 (34.0%)	24 (5.9%)	$\chi^2(1) = 96.06, p < .001$
Surgery	117 (34.9%)	44 (10.8%)	$\chi^2(1) = 62.89, p < .001$
Sprain	57 (17.0%)	23 (5.7%)	$\chi^2(1) = 24.67, p < .001$
Dislocation	24 (7.2%)	13 (3.2%)	$\chi^2(1) = 6.11, p = .013$
Stressful situation	29 (8.7%)	80 (19.7%)	$\chi^2(1) = 17.74, p < .001$
Infection	13 (3.9%)	32 (7.9%)	$\chi^2(1) = 5.11, p = .024$
Childbirth	7 (2.1%)	18 (4.4%)	$\chi^2(1) = 3.07, p = .080$
Other	95 (28.4%)	94 (23.1%)	$\chi^2(1) = 2.68, p = .102$

Abbreviation: CRPS, complex regional pain syndrome.

Table S3. Factor loadings on the **first component** of the five-item Neurobehavioral questionnaire by Galer and Jensen (1999), the percentage of explained variance, and Cronbach's alpha, split per group. Items are sorted based on the factor loadings of all respondents.

	All respondents (<i>N</i> = 742)	CRPS (<i>N</i> = 335)	Other limb pain (<i>N</i> = 407)
2. My [painful limb] feels as though it is not part of the rest of my body.	-0.56	-0.53	-0.55
3. I need to focus all of my attention on my [painful limb] to make it move the way I want it to.	-0.50	-0.56	-0.63
1. If I don't focus my attention on my [painful limb] it would lie still, like dead weight.	-0.45	-0.31	-0.28
5. My [painful limb] feels dead to me.	-0.44	-0.49	-0.44
4. My [painful limb] sometimes moves involuntarily, without my control.	-0.23	-0.26	-0.16
Variance explained, %	46%	43%	46%
Cronbach's alpha for item 1, 2, 3 and 5	0.76	0.70	0.77

Abbreviation: CRPS, complex regional pain syndrome.

Table S4. Factor loadings on the **second component** of the five-item Neurobehavioral questionnaire by Galer and Jensen (1999) and the percentage of explained variance, split per group. Items are sorted based on the factor loadings of all respondents.

	All respondents (<i>N</i> = 742)	CRPS (<i>N</i> = 335)	Other limb pain (<i>N</i> = 407)
4. My [painful limb] sometimes moves involuntarily, without my control.	-0.75	-0.68	0.82
3. I need to focus all of my attention on my [painful limb] to make it move the way I want it to.	-0.40	-0.48	0.35
5. My [painful limb] feels dead to me.	0.13	0.36	-0.26
2. My [painful limb] feels as though it is not part of the rest of my body.	0.19	0.40	-0.38
1. If I don't focus my attention on my [painful limb] it would lie still, like dead weight.	0.46	0.18	-0.08
Variance explained, %	21%	23%	22%

Abbreviation: CRPS, complex regional pain syndrome.

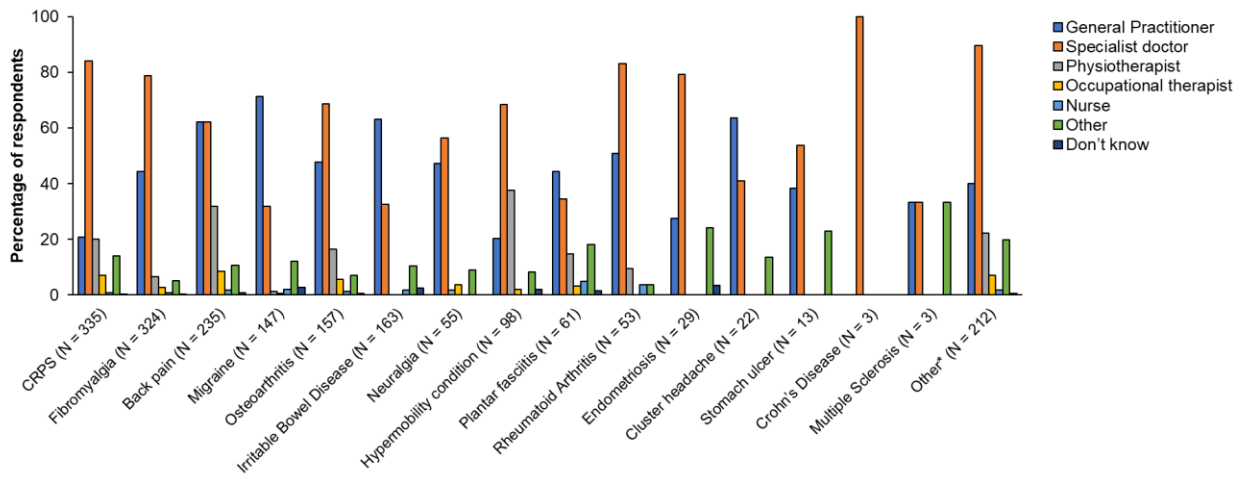


Figure S1. Percentages of medical practitioners that respondents received their medical diagnosis from, split per medical diagnosis. Note that respondents could report multiple practitioners who had provided the medical diagnosis, thus percentages do not sum to 100. CRPS = complex regional pain syndrome.

*‘Other’ medical diagnoses indicate the number of respondents who received one or more other medical diagnosis.

References

- Galer, B. S., & Jensen, M. (1999). Neglect-Like Symptoms in Complex Regional Pain Syndrome. *Journal of Pain and Symptom Management*, *18*(3), 213–217. [https://doi.org/10.1016/S0885-3924\(99\)00076-7](https://doi.org/10.1016/S0885-3924(99)00076-7)
- Harden, R., Bruehl, S., Perez, R. S. G. M., Birklein, F., Marinus, J., Maihofner, C., Lubenow, T., Buvanendran, A., Mackey, S., Graciosa, J., Mogilevski, M., Ramsden, C., Chont, M., & Vatine, J.-J. (2010). Validation of proposed diagnostic criteria (the “Budapest Criteria”) for Complex Regional Pain Syndrome. *Pain*, *150*(2), 268–274. <https://doi.org/10.1016/j.pain.2010.04.030>