

RESEARCH ARTICLE

Associations of depressive rumination and positive affect regulation with emotional distress after the death of a loved one

Paul A. Boelen^{1,2}  | Lonneke I.M. Lenferink^{1,3} 

¹Department of Clinical Psychology, Faculty of Social Sciences, Utrecht University, Utrecht, The Netherlands

²ARQ Nationaal Psychotrauma Centre, Diemen, The Netherlands

³Department of Clinical Psychology and Experimental Psychopathology, Faculty of Behavioral and Social Sciences, University of Groningen, Groningen, The Netherlands

Correspondence

Paul A. Boelen, Department of Clinical Psychology, Faculty of Social Sciences, Utrecht University, PO Box 80140, 3508 TC, Utrecht, The Netherlands.
Email: p.a.boelen@uu.nl

Abstract

The death of a loved one may precipitate symptoms of prolonged grief disorder (PGD), post-traumatic stress disorder (PTSD) and depression. Brooding about the causes and consequences of one's negative affect (NA), also termed depressive rumination, has been linked to distress after loss. The role of dysregulation of positive affect (PA) has received less attention. We examined (1) the factor structure of depressive rumination and PA dysregulation and (2) to what extent these factors were related to PGD, PTSD and depression symptom levels. Self-report data were included from 235 Dutch bereaved people who completed measures tapping symptoms of PGD, PTSD and depression. Depressive rumination and PA regulation strategies were assessed with the Ruminative Response Scale (RRS) Brooding Scale and the Response to Positive Affect (RPA) Questionnaire (including three subscales: emotion-focused and self-focused rumination and dampening), respectively. Confirmatory factor analyses and structural equation modelling were used for data analyses. The four-factor model (i.e., depressive rumination and the three RPA subscales) showed the best fit. An increase in depressive rumination was related to higher distress levels (across all outcomes in univariate and multivariate analyses). An increase in emotion-focused rumination about PA was associated with less depression. More dampening of PA was related to higher PTSD levels. Findings suggest that, alongside the regulation of NA, the regulation of PA plays a role in how people respond to the death of a loved one. This points to the need for more research on NA and PA regulation in grief.

KEYWORDS

bereavement, emotion regulation, grief, positive affect, rumination

1 | INTRODUCTION

Losing a loved one is a major life event that may precipitate different forms of emotional distress. A significant minority of bereaved people

develop disturbed grief, interchangeably referred to as persistent complex bereavement disorder (as per DSM-5; American Psychiatric Association [APA], 2013) or prolonged grief disorder (PGD; as per ICD-11; WHO, 2019). In addition, symptoms of post-traumatic stress

This is an open access article under the terms of the Creative Commons Attribution-NonCommercial-NoDerivs License, which permits use and distribution in any medium, provided the original work is properly cited, the use is non-commercial and no modifications or adaptations are made.

© 2020 The Authors. *Clinical Psychology & Psychotherapy* published by John Wiley & Sons Ltd

disorder (PTSD) and depression may follow loss. Both at clinical and subclinical levels, these symptoms are associated with significant impairments in functioning (Boelen, Smid, Mitima-Verloop, De Keijser, & Lenferink, 2019). Given the clinical relevance and public health significance of bereavement-related emotional distress, it is important to search for factors maintaining this distress. Studying variables that are amenable to treatment interventions is particularly relevant to improve treatment options.

The current study sought to further our understanding of emotion dysregulation in grief. Emotional dysregulation refers to impairments in the processes that people may use to maintain, increase, or decrease their emotions (Carl, Soskin, Kerns, & Barlow, 2013; Gross, 2015). A growing number of studies have examined dysregulation of negative emotions after bereavement, specifically rumination. For instance, Eisma et al. (2015) found that both depressive rumination—that is, brooding about the causes and consequences of one's negative affect (NA) as defined in Nolen-Hoeksema's (1991) response style theory—as well as grief-rumination, repetitive thinking about the causes and consequences of the loss (Eisma et al., 2014), were associated with bereavement-related distress concurrently and longitudinally. Repeatedly considering these themes is also part of adaptive grief work; however, when rumination persists and serves to escape from elaborating on the meanings and implications of the loss itself and processing the associated pain, it tends to exacerbate rather than ameliorate distress (Stroebe et al., 2007). Alongside disturbances in NA regulation, the dysregulation of positive affect (PA) contributes to psychopathology. PA dysregulation represents a range of strategies people may use that decrease the frequency and duration of positive emotions, including controlled cognitive strategies such as dampening of PA (i.e., devaluing, suppressing or downgrading one's PA) and impaired savouring (i.e., considering positive aspects of moments PA was experienced) of PA (Carl et al., 2013). Research in non-clinical samples has shown that response styles to PA (particularly this dampening) are longitudinally related to depression severity, while controlling for baseline depression and response styles to NA (Raes, Smets, Nelis, & Schoofs, 2012). In addition, there is recent evidence that dysregulation of both NA and PA is associated with PTSD. For instance, in a study among women confronted with intimate partner violence, Weiss, Nelson, Contractor, and Sullivan (2019) found both dysregulation of NA and PA—including the non-acceptance of NA, as well as the non-acceptance of PA—to be associated with PTSD severity (cf. Weiss, Dixon-Gordon, Peasant, & Sullivan, 2018).

There is overlap between symptoms and underlying mechanisms of depression, PTSD and disturbed grief (e.g., Boelen, Van den Hout, & Van den Bout, 2006). Accordingly, it is conceivable that both the dysregulation of NA and PA contribute to emotional distress following loss. From a theoretical viewpoint, there may be bidirectional relationships between PA dysregulation and persistent grief. For instance, difficulties to experience and maintain PA in the present likely fuel the tendency to yearn for and hold onto what is lost and also block the motivation to engage in activities promoting recovery. Conversely, a

Key Practitioner Message

- Brooding about causes and consequences of negative affect—also termed depressive rumination—contributes to distress following loss.
- Positive affect regulation strategies likely also influence emotional reactions to loss.
- This study examined linkages of negative affect regulation (viz., depressive rumination) and positive affect regulation (viz., positive rumination and dampening) with these reactions.
- Depressive rumination was correlated with symptom levels of prolonged grief, post-traumatic stress and depression.
- Emotion-focused positive rumination and dampening of positive affect explained additional variance in depressive and post-traumatic stress symptoms, respectively.

sense of meaninglessness about life, pessimism about the future and elevated feelings of self-blame and guilt—implicated in persistent grief—may fuel the downregulation of PA.

Although there is evidence that the experience of PA fosters recovery from loss (Bonanno & Keltner, 1997; Ong, Bergeman, Bisconti, & Wallace, 2006; Tweed & Tweed, 2011), the role of the *dysregulation* of PA in grief has, to our knowledge, only been addressed in one empirical study (Lenferink, Wessel, & Boelen, 2018). In that study, the Response to Positive Affect (RPA) Questionnaire (Feldman, Joormann, & Johnson, 2008) was used to tap three elements of PA dysregulation, namely, 'dampening' (referring to devaluing, suppressing or downgrading one's PA) and 'self-focused and emotion-focused rumination' (referring to ways to enhance one's PA). In addition, the 'brooding' subscale of the Ruminative Response Scale (RRS; Treynor, Gonzalez, & Nolen-Hoeksema, 2003) was used to tap into depressive rumination, as a form of NA dysregulation. The linkage of PA dysregulation and depressive rumination with disturbed grief, PTSD and depression was examined in two samples: one sample of 187 people, bereaved in the past 12 months, and a second sample including 134 relatives of long-term missing persons. Outcomes showed that both PA dysregulation and depressive rumination explained variance in loss-related distress.

Building on these findings, the current study further examined the linkage of depressive rumination and PA dysregulation with emotional distress following loss, specifically symptom levels of disturbed grief (operationalized as PGD as per Prigerson et al., 2009), PTSD and depression. We sought to extend these prior findings in a number of ways. First, Lenferink et al.'s (2018) study only included people in the first year of bereavement; therefore, the degree to which NA and PA dysregulation contributes to emotional distress beyond the first year of bereavement is still an outstanding question. In the current study, we included people who were all bereaved between 1 and 5 years

earlier. Second, based on principal factor analysis, Lenferink et al. combined items of self-focused and emotion-focused rumination into one variable (coined 'enhancing'); although this accords with Nelis et al.'s (2016) findings that the two types of positive rumination represent a single construct, they were originally proposed as distinct (Feldman et al., 2008). In the current study, we used confirmatory factor analysis (CFA) to examine if items tapping self-focused and emotion-focused rumination should best be considered as one or two factors. A third addition to prior research was that, in this study, items tapping depressive rumination and PA dysregulation were included in measurement and structural models; this allowed us to examine if NA and PA regulation strategies are distinguishable and to apply robust estimations of the associations of latent variables of NA and PA regulation with multiple distress outcomes.

Taken together, the first aim of this study was to examine the factor structure of depressive rumination and PA dysregulation. We expected items tapping depressive rumination and dampening to cluster in two factors, distinguishable from items representing 'enhancing' of PA. Because research is inconclusive about the distinctiveness of self-focused and emotion-focused rumination, we compared two models: a three-factor model with distinct dimensions of depressive rumination, dampening and enhancing, and a four-factor model, in which enhancing was divided into self-focused and emotion-focused rumination. The second aim was to examine the linkage of distinct factors of depressive rumination and PA dysregulation with symptom levels of PGD, PTSD and depression. Based on prior work (Lenferink et al., 2018), we anticipated that both depressive rumination and one or more element of PA dysregulation would be correlated with these symptom levels.

2 | METHODS

2.1 | Participants and procedure

Data were collected in the context of the Utrecht Longitudinal Study on Adjustment to Loss (ULSATL project), studying the course of loss-related distress and its cognitive and behavioural correlates. The study was approved by the ethical review board of the social sciences faculty at Utrecht University (FETC16-062). Participants were recruited via announcements on internet websites. After applying for participation, participants were referred to a secured website where more information about the study was given and an informed consent form could be completed. Then, participants completed the questionnaires online. Data were included from 235 participants who were all bereaved between 1 and 5 years earlier. Most (89.4%) were women. The mean age was 51.1 (SD = 11.9, range 19–78) years, 136 (57.9%) participants had college/university level education, and 99 (42.1%) had followed lower levels of education. Ninety-five (40.4%) participants lost a partner, 24 (10.2%) a child, 14 (6.0%) a sibling, 87 (37.0%) a parent and 15 (6.4%) some other loved one. The average time since lost was 29.3 (SD = 13.5) months. Losses were due to natural/non-violent causes in 209 (88.9%) participants and due to

unnatural/violent causes (suicide, homicide or accidents) in 26 (11.1%) participants.

2.2 | Measurements

The PGD scale (Boelen, Keijsers, & van den Hout, 2012) was used to assess symptom levels of PGD, in accord with criteria from Prigerson et al. (2009). It includes 11 items representing one separation distress symptom, nine cognitive and emotional symptoms and one functional impairment symptom. Respondents rate how frequently they experienced each grief reaction during the preceding month on 5-point scales ranging from 1 (*never*) to 5 (*always*). The PGD scale has good reliability and concurrent and predictive validity (Boelen et al., 2012). Cronbach's α in the current sample was .91.

PTSD Symptom Scale–Self-Report (PSS-SR) version. The PSS-SR is a 17-item measure of PTSD, as defined in the fourth Diagnostic and Statistical Manual of Mental Disorders (DSM-IV; APA, 2000). Participants rate the frequency of symptoms during the preceding month on 4-point scales (0 = not at all, 3 = five/more times per week/almost always). The index event was defined as 'the death of your loved one' (e.g., 'How often did you have unpleasant dreams or nightmares about the death of your loved one?'). English (Foa, Riggs, Dancu, & Rothbaum, 1993) and Dutch versions (Engelhard, Arntz, & van den Hout, 2007) have good psychometric properties. In the current sample, the α was .91.

The depression subscale of the Hospital Anxiety and Depression Scale (HADS-D) was used to assess depressive symptoms (Zigmond & Snaith, 1983). This 7-item measure instructs respondents to select one of four answers that best describes how frequently they experienced the symptoms during the past week (e.g., "I feel as if I am slowed down"). Items are scored on a 0 to 3 scale. The HADS-D showed good psychometric properties (Bjelland, Dahl, Haug, & Neckelmann, 2002). Cronbach's α in the current study was .92.

RRS Brooding Scale. The brooding scale of the RRS is a well-validated 5-item subscale of the 22-item RRS (Treyner et al., 2003). This subscale taps into unconstructive pondering (e.g., 'I think "Why do I always react this way?"') in response to a sad/depressed mood. Respondents rate to what extent they engage in the responses represented by each item on 4-point scales (1 = *almost never* to 4 = *almost always*). English (Treyner et al., 2003) and Dutch studies (Schoofs, Hermans, & Raes, 2010) have corroborated the psychometric qualities of the RRS, including its brooding scale. In this study, the α of the brooding scale was .79.

RPA Questionnaire. The RPA is a 17-item instrument developed by Feldman et al. (2008). Respondents rate what they normally do when they feel happy, excited or enthused on a 4-point scale ranging from 1 (*almost never*) to 4 (*almost always*). The items represent three dimensions, namely, 'dampening' (seven items, e.g., 'Remind yourself these feelings won't last'), 'self-focused positive rumination' (four items, e.g., 'Think "I am achieving everything"') and 'emotion-focused positive rumination' (five items, e.g., 'Think about how happy you

feel'). The well-validated Dutch version was used; this includes 16 items, with item 'Think about how hard it is to concentrate' being removed due to low factor loadings (Raes, Daems, Feldman, Johnson, & Van Gucht, 2009). In the current sample, α s were .76 (dampening), .86 (self-focused rumination) and .83 (emotion-focused rumination).

2.3 | Statistical analyses

Statistical analyses were performed in Mplus version 8.4 (Muthén & Muthén, 1998–2019) in two stages. In the first stage of the analyses, a measurement model was tested. CFAs were performed to examine the factor structure of the five items tapping depressive rumination (RRS Brooding Scale) and the 16 items tapping PA regulation (RPA). All items were rated on 4-point Likert scales and therefore considered categorical. A robust weighted least squares estimation method (WLSMV) was used for the CFAs. The statistical fit of a three-factor model (depressive rumination, dampening and enhancing) was compared with a four-factor model (depressive rumination, dampening, self-focused rumination and emotion-focused rumination). To evaluate model fit, the following fit statistics were considered (Kline, 2005): (a) comparative fit and Tucker–Lewis index (CFI and TLI) with values more than 0.90 indicating adequate fit (and more than 0.95 excellent fit) and (b) root-mean-square error of approximation (RMSEA) and standardized root mean square residual (SRMR) with values less than 0.10 representing acceptable fit (and less than 0.05 excellent fit). We tested whether the fit of the four-factor model was significantly better than the three-factor model by using the DIFFtest command in Mplus. A maximum of two responses were missing for each RRS and RPA item. These missing data were handled using full maximum likelihood estimation.

In the second stage of the analyses, structural equation modelling (SEM) was used to examine the associations of depressive rumination and PA dysregulation with symptom levels of PGD, PTSD and depression by regressing each of these outcomes on each factor of the measurement model. Outcomes were predicted in three distinct models. Additionally, in order to account for the associations between PGD, PTSD and depression symptoms, we also included these outcomes simultaneously in one multivariate model. Known risk factors of symptoms were included in SEM as covariates, including gender (0 = male, 1 = female), age (in years), educational level (0 = lower than college/university, 1 = college/university), cause of death (0 = natural, 1 = unnatural) and time since loss (in months). We also included kinship; to limit the number of variables in the models, this variable was dichotomized as 0 = death of partner or child, 1 = death other person. Death of partner and child were combined because evidence shows that both these losses yield substantially more distress, relative to other losses (e.g., Lenferink, Nickerson, de Keijser, Smid, & Boelen, 2020). We included the covariates by regressing the symptom levels of psychopathology on these risk factors. One respondent had missing values on the covariates and was therefore excluded from the SEM analyses.

3 | RESULTS

3.1 | Descriptive statistics

We calculated the number of people meeting criteria for a provisional PGD diagnosis by treating each item rated as more than 3 as 'symptom endorsed' and then follow Prigerson et al.'s (2009) diagnostic rule that requires endorsement of (i) the yearning (Criterion A) item, (ii) the functional impairment item and (iii) more than 4 of the remaining (Criterion C) items. Accordingly, $n = 22$ (9.4%) met criteria for probable PGD. In addition, $n = 26$ (11.1%) met criteria for probable PTSD according to the DSM-IV (APA, 2000) based scoring rule put forth by Brewin, Andrews, and Rose (2000) with symptom scores of at least 2 (two to four times a week/half of the time) on at least one reexperiencing, three avoidance and two hyperarousal symptoms. Also, $n = 62$ (26.4%) scored beyond the threshold of more than 7 on the HADS-D indicating elevated depression (Bjelland et al., 2002).

3.2 | Measurement model

The three-factor model did not show an adequate fit ($\chi^2 = 656.76$ (186), $p < .001$, RMSEA = 0.104, (90% CI: 0.095–0.112), CFI = 0.890, TLI = 0.876, SRMR = 0.102). All factor loadings were above 0.600, except for RPA item 6 ('Think "This is too good to be true"') and RPA item 11 ('Think "People will think I'm bragging"'), which had factor loadings of 0.040 and 0.488, respectively. Also considering prior evidence that these items perform relatively poorly (Lenferink et al., 2018; Nelis et al., 2016), these items were removed from subsequent analyses. Table 1 shows the fit indices for the three- and four-factor model. The three-factor model showed acceptable fit (after removal of RPA items 6 and 11). The 'enhancing' factor was significantly and moderately ($r = -.31$) related to the 'dampening' factor and significantly and weakly related to 'depressive rumination' ($r = -.26$). 'Dampening' was significantly and strongly related to 'depressive rumination' ($r = -.69$). The four-factor model showed a better fit compared with the three-factor model as evidenced by higher CFI and TLI values and lower RMSEA and SRMR values. The chi-square difference test supported this ($\Delta\chi^2 = 42.37$ (3), $p < .001$). The factor loadings and associations between the four factors are shown in Table 2.

3.3 | Structural model

Using SEM, three distinct models were examined to investigate the associations between the latent variables (i.e., emotion-focused positive rumination, self-focused positive rumination, dampening and depressive rumination) and symptom levels of PGD, PTSD and depression, respectively. Age, gender, kinship, education, cause of death and time since loss were included as covariates in the models. Standardized regression coefficients for all models are summarized in Table 3 and illustrated in Figures 1–3. All three models demonstrated acceptable fit. For the model with PGD severity as dependent

TABLE 1 Fit indices of the three- and four-model ($N = 235$)

	CFI	TLI	RMSEA (90% CI)	SRMR	Chi square	DF
Three-factor model: Enhancing, dampening and depressive rumination	0.938	0.929	0.085 (0.076–0.096)	0.080	404.791	149
Four-factor model: Emotion-focused positive rumination, self-focused positive rumination, dampening and depressive rumination	0.954	0.946	0.075 (0.064–0.085)	0.072	337.275	146

Abbreviations: CFI, comparative fit index; RMSEA, root-mean-square error of approximation; SRMR, standardized root mean square residual; TLI, Tucker-Lewis index.

TABLE 2 Factor loadings for factor model ($N = 235$)

Item	Emotion-focused positive rumination	Self-focused positive rumination	Dampening of positive affect	Depressive rumination
Notice how you feel full of energy	0.778			
Savour this moment	0.845			
Think about how happy you feel	0.823			
Think how strong you feel	0.881			
Think about how proud you are of yourself	0.623			
Think 'I am getting everything done'		0.829		
Think about how you feel up to doing everything		0.910		
Think 'I am living up to my potential'		0.837		
Think 'I am achieving everything'		0.780		
Think about things that could go wrong			0.696	
Remind yourself these feelings will not last			0.774	
Think 'I do not deserve this'			0.791	
Think 'My streak of luck is going to end soon'			0.879	
Think about things that have not gone well for you			0.675	
Think 'Why do I always react this way'				0.687
Think about a recent situation, wishing it had gone better				0.628
Think 'Why do I have problems other people do not have?'				0.817
Think 'What am I doing to deserve this'				0.830
Think 'Why cannot I handle things better?'				0.754
Correlation among factors				
Emotion-focused positive rumination		0.796**	–0.335**	–0.299**
Self-focused positive rumination			–0.255**	–0.193*
Dampening				0.689**

* $p < .01$.

** $p < .001$.

variable: $\chi^2 = 532.13$ (275), $p < .001$, RMSEA = 0.063, (90% CI; 0.055–0.071), CFI = 0.944, TLI = 0.937, SRMR = 0.127. For the model predicting PTSD severity: $\chi^2 = 530.68$ (275), $p < .001$, RMSEA = 0.063, (90% CI; 0.055–0.071), CFI = 0.944, TLI = 0.937, SRMR = 0.127. For the model with depression severity as dependent variable: $\chi^2 = 538.53$ (275), $p < .001$, RMSEA = 0.064, (90% CI; 0.056–0.072), CFI = 0.942, TLI = 0.934, SRMR = 0.127. PGD severity was

significantly associated with depressive rumination only, PTSD severity with dampening and depressive rumination and depression severity with emotion-focused positive rumination and depressive rumination.

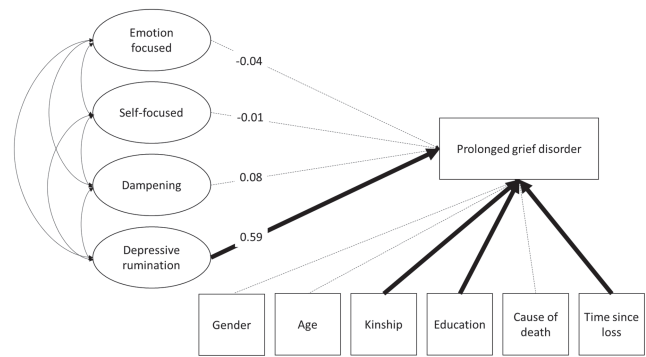
A fourth model, where all outcome variables were included simultaneously demonstrated acceptable fit ($\chi^2 = 581.27$ (305), $p < .001$, RMSEA = 0.062, [90% CI; 0.055–0.070], CFI = 0.937, TLI = 0.925,

TABLE 3 Standardized regression coefficients for measurement and structural model including covariates when outcomes are included in the model separately (N = 234)

	β	SE	p value
Prolonged grief disorder			
Emotion-focused positive rumination	-0.036	0.082	.661
Self-focused positive rumination	-0.001	0.088	.990
Dampening of positive affect	0.084	0.077	.273
Depressive rumination	0.589	0.071	<.001
Gender (0 = male)	-0.079	0.056	.154
Age in years	-0.123	0.067	.065
Kinship (0 = deceased is partner or child)	-0.189	0.064	.003
Education (0 = lower than college/university)	-0.223	0.062	<.001
Cause of death (0 = natural)	0.052	0.065	.423
Time since loss in months	-0.130	0.064	.041
Post-traumatic stress disorder			
Emotion-focused positive rumination	-0.069	0.094	.462
Self-focused positive rumination	0.018	0.095	.847
Dampening of positive affect	0.163	0.076	.033
Depressive rumination	0.478	0.070	<.001
Gender (0 = male)	0.026	0.065	.684
Age in years	-0.178	0.061	.004
Kinship (0 = deceased is partner or child)	-0.187	0.065	.004
Education (0 = lower than college/university)	-0.117	0.063	.061
Cause of death (0 = natural)	0.032	0.064	.622
Time since loss in months	-0.129	0.069	.062
Depression			
Emotion-focused positive rumination	-0.240	0.084	.004
Self-focused positive rumination	0.015	0.089	.865
Dampening of positive affect	0.112	0.078	.151
Depressive rumination	0.406	0.067	<.001
Gender (0 = male)	-0.058	0.057	.312
Age in years	-0.122	0.060	.042
Kinship (0 = deceased is partner or child)	-0.202	0.068	.003
Education (0 = lower than college/university)	-0.132	0.065	.042
Cause of death (0 = natural)	0.042	0.059	.473
Time since loss in months	-0.177	0.072	.013

Note: Standardized regression coefficients for models including the covariates.

SRMR = 0.120). Outcomes are summarized in Table 4 and Figure 4. Higher levels of depressive rumination were strongly related to more severe PGD symptoms ($\beta = 0.59$, SE = 0.07, $p < .001$) and moderately



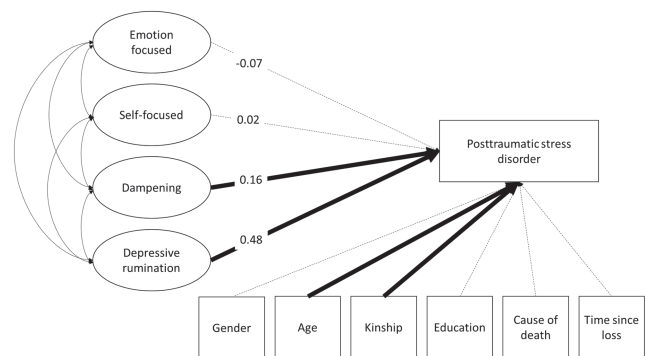
Note. Dashed lines represent non-significant results.

FIGURE 1 Structural model with prolonged grief disorder severity as dependent variable (N = 234)

related to PTSD severity ($\beta = 0.48$, SE = 0.07, $p < .001$) and depression severity ($\beta = 0.41$, SE = 0.07, $p < .001$). An increase of use of emotion-focused positive rumination was weakly associated with lower depression severity ($\beta = -0.24$, SE = 0.08, $p = .004$). Increased dampening of PA was weakly related to higher PTSD severity ($\beta = 0.17$, SE = 0.08, $p = .03$).

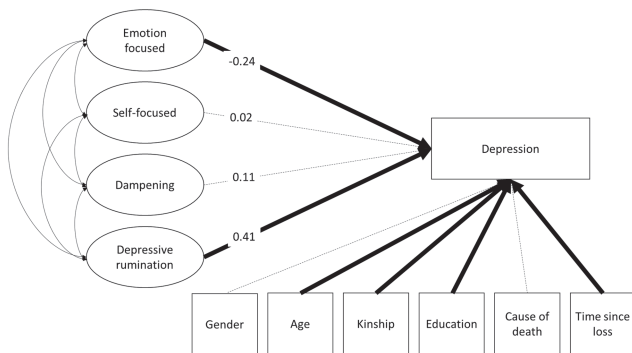
4 | DISCUSSION

Very few studies have so far examined the role of PA regulation strategies in recovery from loss. We examined the association of depressive rumination (a form of NA dysregulation frequently examined in the context of grief; Eisma & Stroebe, 2017), plus dampening and (reduced) enhancing of PA (representing PA dysregulation strategies) with symptom levels of PGD, PTSD and depression among people bereaved between 1 and 5 years earlier. A first main finding was that CFAs supported a four-factor structure of distinct, yet correlated, factors of self-focused and emotion-focused rumination, dampening and depressive rumination. This finding is broadly consistent with prior



Note. Dashed lines represent non-significant results.

FIGURE 2 Structural model with post-traumatic stress disorder severity as dependent variable (N = 234)



Note. Dashed lines represent non-significant results.

FIGURE 3 Structural model with depression severity as dependent variable ($N = 234$)

research showing that regulatory difficulties connected with NA and PA represent distinguishable phenomena rather than a single dimension (Carl et al., 2013). That self-focused and emotion-focused positive rumination emerged as distinct clusters accords with some prior studies (Feldman et al., 2008; Raes et al., 2009) but not with other studies showing these forms of positive rumination essentially form one concept (Lenferink et al., 2018; Nelis et al., 2016). Findings from our CFA indicate that examining both forms of rumination about PA separately has added value. This was corroborated by findings from our SEM showing that (lower) emotion-focused positive rumination, but not self-focused positive rumination was associated with depression.

Further main findings concerned the associations of depressive rumination and PA dysregulation with bereavement-related distress. We found that depressive rumination, but not the three indices of PA dysregulation, was significantly associated with symptom levels of PGD. Further, depressive rumination was significantly associated with PTSD severity. Dampening was significantly associated with PTSD severity. Depressive rumination and (lower) self-focused rumination about PA were significantly associated with depression severity. One notable conclusion based on this is that impairments in the regulation of NA, in the form of unconstructive pondering about the causes and consequences of one's negative feelings, seems a considerably more important element of persistent bereavement-related distress than disturbances in the regulation of PA. This finding is broadly consistent with cognitive behavioural theorizing and research in which rumination in grief is conceptualized as a cognitive avoidance strategy (Stroebe et al., 2007) and narrative-constructivist conceptualizations postulating that persistent difficulties to get to the point that one has been able to make sense of the loss block the alleviation of grief (Neimeyer, 2016). Nevertheless, we still found that dysregulation of PA contributed to the explained variance in PTSD and depression severity, beyond sociodemographic and loss-related factors and depressive rumination. Pending replication of these findings in larger, preferably longitudinal, research, these findings may bear clinical implications. For instance, these suggest that, when helping bereaved people to adapt effectively to their loss, clinicians should address not

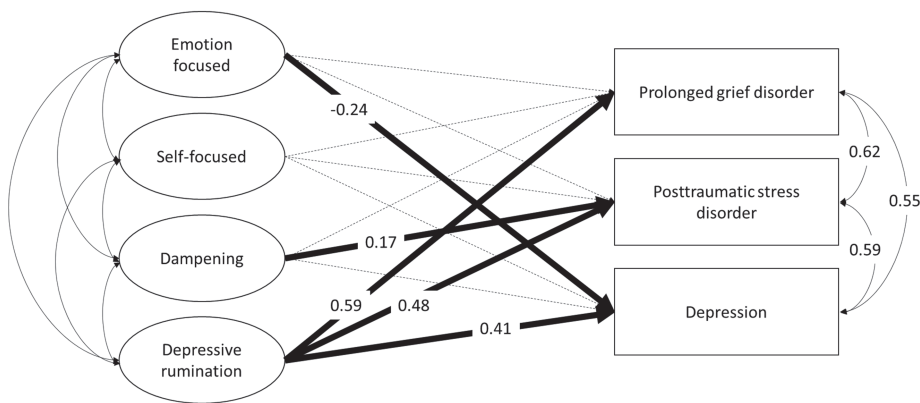
TABLE 4 Standardized regression coefficients for measurement and structural model including covariates when outcomes are included in the model simultaneously ($N = 234$)

	β	SE	p value
Prolonged grief disorder			
Emotion-focused positive rumination	-0.035	0.083	.673
Self-focused positive rumination	<0.001	0.088	.997
Dampening of positive affect	0.085	0.076	.269
Depressive rumination	0.591	0.070	<.001
Gender (0 = male)	-0.268	0.183	.143
Age in years	-0.010	0.006	.064
Kinship (0 = deceased is partner or child)	-0.378	0.126	.003
Education (0 = lower than college/university)	-0.450	0.123	<.001
Cause of death (0 = natural)	0.162	0.207	.435
Time since loss in months	-0.010	0.005	.040
Post-traumatic stress disorder			
Emotion-focused positive rumination	-0.069	0.094	.466
Self-focused positive rumination	0.019	0.096	.845
Dampening of positive affect	0.165	0.076	.030
Depressive rumination	0.478	0.070	<.001
Gender (0 = male)	0.087	0.213	.683
Age in years	-0.015	0.005	.004
Kinship (0 = deceased is partner or child)	-0.372	0.129	.004
Education (0 = lower than college/university)	-0.238	0.127	.060
Cause of death (0 = natural)	0.103	0.204	.613
Time since loss in months	-0.010	0.005	.062
Depression			
Emotion-focused positive rumination	-0.241	0.084	.004
Self-focused positive rumination	0.016	0.090	.854
Dampening of positive affect	0.113	0.078	.145
Depressive rumination	0.407	0.067	<.001
Gender (0 = male)	-0.190	0.188	.312
Age in years	-0.010	0.005	.041
Kinship (0 = deceased is partner or child)	-0.403	0.135	.003
Education (0 = lower than college/university)	-0.268	0.131	.041
Cause of death (0 = natural)	0.135	0.188	.474
Time since loss in months	-0.013	0.005	.013

Note: Standardized regression coefficients for model including covariates.

only responses to negative feelings but also strategies that people use to regulate their positive feelings.

In a prior study, we examined depressive rumination and PA dysregulation among people who were all within the first year of



Note. Dashed lines represent non-significant results. Covariates (gender, age, kinship, education, cause of death, and time since loss) were included in this model, but results are not shown in this figure in order to increase interpretability of the figure.

FIGURE 4 Structural model with prolonged grief, post-traumatic stress and depression severity as dependent variables ($N = 234$). Dashed lines represent non-significant results

bereavement (Lenferink et al., 2018). In that study, depressive rumination also emerged as a strong correlate of bereavement-related distress, and stronger compared with PA dysregulation. Taken together, these prior findings among relatively recently bereaved people, and the current findings obtained with more remotely bereaved people suggest that depressive rumination is critical in the onset as well as maintenance of disturbed responses to loss. Importantly, although studies in nonbereaved samples have indicated that depressive rumination is a prospective predictor of emotional distress (Watkins & Roberts, 2020), this has not been found in research among bereaved people (Eisma et al., 2015); hence, more research is needed to elucidate the role of depressive rumination in grief. In that prior study, among the more recently bereaved (Lenferink et al., 2018), self-focused and emotion-focused rumination explained variance in PGD severity, beyond depressive rumination. This was not observed in the present sample of more remotely bereaved people; that could be taken to suggest that disturbed PA regulation is involved in the onset but not the maintenance of symptoms of PGD over time.

Importantly, the present cross-sectional design does not allow drawing conclusions about the temporal order of dysregulation of NA and PA and emotional distress following loss. Further prospective and experimental studies are necessary to further our knowledge about this. Several other limitations should also be considered. About 90% of our sample consisted of women and people bereaved by a non-violent/natural loss. This calls into question the generalizability of our findings to bereaved men and people bereaved by other causes of loss. Furthermore, we assessed PGD symptoms using diagnostic criteria proposed by Prigerson et al. (2009). These criteria overlap, to some extent, both with criteria for persistent complex bereavement disorder in DSM-5 (APA, 2013) and PGD as defined in ICD-11 (WHO, 2019); that is, symptoms such as yearning/longing, difficulties accepting the loss, disbelief, bitterness/anger and difficulties pursuing interest are included in all these criteria sets (Lenferink, Boelen, Smid, & Paap, 2019). However, because the overlap between the symptoms measured in this study and criteria sets for disordered grief in DSM-5 and ICD-11 is not complete, conclusions from this study may not be fully generalizable to these other criteria-sets.

Notwithstanding these considerations, the current findings add to a growing research base showing that, alongside the regulation of NA, the regulation of PA plays a role in how people respond to and recover from different adverse life events (Weiss et al., 2018, 2019) including the death of a loved one (Coifman & Bonanno, 2010; Lenferink et al., 2018). Combined with study findings on depressive rumination in grief (Eisma et al., 2015) and PA regulation (Lenferink et al., 2018), the present findings point to the need for more research on NA and PA regulation in grief. That research could clarify whether these strategies have a different influence at different points in time following loss and vary in their impact on different emotional responses; for instance, it is possible that PA dysregulation is a more important determinant of earlier responses to loss compared with later responses and that PA dysregulation drives bereavement-related depression more than it influences symptoms of grief and post-traumatic stress. That research might also inform improvements of treatment options for persistent distress after loss and consider if extending people's repertoire in maintaining PA in the face of loss might be a fruitful approach to alleviate this distress. There is evidence from studies on 'complicated grief treatment' (e.g., Shear et al., 2016) and behavioural activation (Papa, Sewell, Garrison-Diehn, & Rummel, 2013) that a focus on positive experiences is indeed fruitful in alleviating disordered grief. It would be interesting for future work to enhance knowledge on which PA regulation strategies should be targeted to enhance treatment outcomes.

ACKNOWLEDGEMENT

Hans Pieterse is gratefully acknowledged for his help in the collection of the data.

CONFLICT OF INTEREST

The authors declare to have no conflict of interest.

ORCID

Paul A. Boelen  <https://orcid.org/0000-0003-4125-4739>

Lonneke I.M. Lenferink  <https://orcid.org/0000-0003-1329-6413>

REFERENCES

- American Psychiatric Association. (2013). *Diagnostic and statistical manual of mental disorders* (5th ed.). Arlington, VA: American Psychiatric Association.
- American Psychiatric Association (APA). (2000). *Diagnostic and statistical manual of mental disorders* (4th ed.). Washington, DC: American Psychiatric Association.
- Bjelland, I., Dahl, A. A., Haug, T. T., & Neckelmann, D. (2002). The validity of the Hospital Anxiety and Depression Scale: An updated literature review. *Journal of Psychosomatic Research, 52*(2), 69–77. [https://doi.org/10.1016/S0022-3999\(01\)00296-3](https://doi.org/10.1016/S0022-3999(01)00296-3)
- Boelen, P. A., Keijsers, L., & van den Hout, M. A. (2012). The role of self-concept clarity in Prolonged Grief Disorder. *Journal of Nervous and Mental Disease, 200*, 56–62. <https://doi.org/10.1097/NMD.0b013e31823e577f>
- Boelen, P. A., Smid, G. E., Mitima-Verloop, H. B., de Keijser, J., & Lenferink, L. I. M. (2019). Patterns, predictors, and prognostic validity of persistent complex bereavement disorder (PCBD) symptoms in recently bereaved adults: A latent class analysis. *Journal of Nervous and Mental Disease, 207*(11), 913–920. <https://doi.org/10.1097/NMD.0000000000001053>
- Boelen, P. A., van den Hout, M. A., & van den Bout, J. (2006). A cognitive-behavioral conceptualization of complicated grief. *Clinical Psychology: Science and Practice, 13*, 109–128. <https://doi.org/10.1111/j.1468-2850.2006.00013.x>
- Bonanno, G. A., & Keltner, D. (1997). Facial expressions of emotion and the course of conjugal bereavement. *Journal of Abnormal Psychology, 106*(1), 126–137. <https://doi.org/10.1037/0021-843X.106.1.126>
- Brewin, C. R., Andrews, B., & Rose, S. (2000). Fear, helplessness, and horror in posttraumatic stress disorder: Investigating DSM-IV Criterion A2 in victims of violent crime. *Journal of Traumatic Stress, 13*, 499–509. <https://doi.org/10.1023/A:1007741526169>
- Carl, J. R., Soskin, D. P., Kerns, C., & Barlow, D. H. (2013). Positive emotion regulation in emotional disorders: A theoretical review. *Clinical Psychology Review, 33*, 343–360. <https://doi.org/10.1016/j.cpr.2013.01.003>
- Coifman, K. G., & Bonanno, G. A. (2010). When distress does not become depression: Emotion context sensitivity and adjustment to bereavement. *Journal of Abnormal Psychology, 119*, 479–490. <https://doi.org/10.1037/a0020113>
- Eisma, M., Schut, H., Stroebe, M., Boelen, P. A., van den Bout, J., & Stroebe, W. (2015). Adaptive and maladaptive rumination after loss: A three-wave longitudinal study. *British Journal of Clinical Psychology, 54*, 163–180. <https://doi.org/10.1111/bjc.12067>
- Eisma, M. C., Schut, H. A. W., Stroebe, M. S., van den Bout, J., Boelen, P. A., & Stroebe, W. (2014). Development and psychometric evaluation of the Utrecht Grief Rumination Scale. *Journal of Psychopathology and Behavioral Assessment, 36*, 165–176. <https://doi.org/10.1007/s10862-013-9377-y>
- Eisma, M. C., & Stroebe, M. S. (2017). Rumination following bereavement: An overview. *Bereavement Care, 36*(2), 58–64. <https://doi.org/10.1080/02682621.2017.1349291>
- Engelhard, I. M., Arntz, A., & van den Hout, M. A. (2007). Low specificity of symptoms on the post-traumatic stress disorder (PTSD) symptom scale: A comparison of individuals with PTSD, individuals with other anxiety disorders, and individuals without psychopathology. *British Journal of Clinical Psychology, 46*, 449–456. <https://doi.org/10.1348/014466507X206883>
- Feldman, G., Joormann, J., & Johnson, S. (2008). Responses to positive affect: A self-report measure of rumination and dampening. *Cognitive Therapy and Research, 32*(4), 507–525. <https://doi.org/10.1007/s10608-006-9083-0>
- Foa, E. B., Riggs, D. S., Dancu, C. V., & Rothbaum, B. O. (1993). Reliability and validity of a brief instrument for assessing post-traumatic stress disorder. *Journal of Traumatic Stress, 6*, 459–473. <https://doi.org/10.1002/jts.2490060405>
- Gross, J. J. (2015). Emotion regulation: Current status and future prospects. *Psychological Inquiry, 26*, 1–26. <https://doi.org/10.1080/1047840X.2014.940781>
- Kline, R. B. (2005). *Principles and practice of structural equation modeling* (Second ed.). New York: Guilford.
- Lenferink, L. I. M., Boelen, P. A., Smid, G. E., & Paap, M. C. S. (2019). The importance of harmonising diagnostic criteria sets for pathological grief. *The British Journal of Psychiatry, 1–4*. <https://doi.org/10.1192/bjp.2019.240>
- Lenferink, L. I. M., Nickerson, A., de Keijser, J., Smid, G. E., & Boelen, P. A. (2020). Trajectories of grief, depression, and posttraumatic stress in disaster-bereaved people. *Depression and Anxiety, 37*, 35–44. <https://doi.org/10.1002/da.22880>
- Lenferink, L. I. M., Wessel, I., & Boelen, P. A. (2018). Exploration of the associations between responses to affective states and psychopathology in two samples of people confronted with the loss of a loved one. *Journal of Nervous and Mental Disease, 206*, 108–115. <https://doi.org/10.1097/NMD.0000000000000781>
- Muthén, L. K., & Muthén, B. O. (1998–2019). *Mplus user's guide* (Eighth ed.). Los Angeles, CA: Muthén & Muthén.
- Neimeyer, R. (2016). Meaning reconstruction in the wake of loss: Evolution of a research program. *Behaviour Change, 33*(2), 65–79. <https://doi.org/10.1017/bec.2016.4>
- Nelis, S., Luyckx, K., Feldman, G., Bastin, M., Raes, F., & Bijttebier, P. (2016). Assessing response styles to positive affect: One or two dimensions of positive rumination in the responses to positive affect questionnaire? *Personality and Individual Differences, 89*, 40–46. <https://doi.org/10.1016/j.paid.2015.09.031>
- Nolen-Hoeksema, S. (1991). Responses to depression and their effects on the duration of depressive episodes. *Journal of Abnormal Psychology, 100*, 569–582. <https://doi.org/10.1037/0021-843X.100.4.569>
- Ong, A. D., Bergeman, C. S., Bisconti, T. L., & Wallace, K. A. (2006). Psychological resilience, positive emotions, and successful adaptation to stress in later life. *Journal of Personality and Social Psychology, 91*(4), 730–749. <https://doi.org/10.1037/0022-3514.91.4.730>
- Papa, A., Sewell, M. T., Garrison-Diehn, C., & Rummel, C. (2013). A randomized open trial assessing the feasibility of behavioral activation for pathological grief responding. *Behavior Therapy, 44*, 639–650. <https://doi.org/10.1016/j.beth.2013.04.009>
- Prigerson, H. G., Horowitz, M. J., Jacobs, S. C., Parkes, C. M., Aslan, M., Goodkin, K., ... Maciejewski, P. K. (2009). Prolonged grief disorder: Psychometric validation of criteria proposed for DSM-V and ICD-11. *PLoS Medicine, 6*(8), 1000121. <https://doi.org/10.1371/journal.pmed.1000121>
- Raes, F., Daems, K., Feldman, G. C., Johnson, S. L., & Van Gucht, D. (2009). A psychometric evaluation of the Dutch version of the Responses to Positive Affect Questionnaire. *Psychologica Belgica, 49*(4), 293–310.
- Raes, F., Smets, J., Nelis, S., & Schoofs, H. (2012). Dampening of positive affect prospectively predicts depressive symptoms in non-clinical samples. *Cognition & Emotion, 26*(1), 75–82. <https://doi.org/10.1080/02699931.2011.555474>
- Schoofs, H., Hermans, D., & Raes, F. (2010). Brooding and reflection as subtypes of rumination: Evidence from confirmatory factor analyses in nonclinical samples using the Dutch Ruminative Response Scale. *Journal of Psychopathology and Behavioral Assessment, 32*, 609–617. <https://doi.org/10.1007/s10862-010-9182-9>
- Shear, M. K., Reynolds, C. F. 3rd, Simon, N. M., Zisook, S., Wang, Y., Mauro, C., ... Skritskaya, N. (2016). Optimizing treatment of complicated grief: A randomized clinical trial. *JAMA Psychiatry, 73*(7), 685–694. <https://doi.org/10.1001/jamapsychiatry.2016.0892>
- Stroebe, M. S., Boelen, P. A., van den Hout, M. A., Stroebe, W., Salemink, E., & van den Bout, J. (2007). Ruminative coping as avoidance: A reinterpretation of its function in adjustment to bereavement.

- European Archives of Psychiatry and Clinical Neuroscience*, 257, 462–472. <https://doi.org/10.1007/s00406-007-0746-y>
- Treynor, W., Gonzalez, J., & Nolen-Hoeksema, S. (2003). Rumination reconsidered: A psychometric analysis. *Cognitive Therapy and Research*, 27, 247–259. <https://doi.org/10.1023/A:1023910315561>
- Tweed, R. G., & Tweed, C. J. (2011). Positive emotion following spousal bereavement: Desirable or pathological? *Journal of Positive Psychology*, 6, 131–141. <https://doi.org/10.1080/17439760.2011.558846>
- Watkins, E. R., & Roberts, H. (2020). Reflecting on rumination: Consequences, causes, mechanisms and treatment of rumination. *Behaviour Research and Therapy*, 127, 103573. <https://doi.org/10.1016/j.brat.2020.103573>
- Weiss, N. H., Dixon-Gordon, K. L., Peasant, C., & Sullivan, T. P. (2018). An examination of the role of difficulties regulating positive emotions in posttraumatic stress disorder. *Journal of Traumatic Stress*, 31, 775–780. <https://doi.org/10.1002/jts.22330>
- Weiss, N. H., Nelson, R. J., Contractor, A. A., & Sullivan, T. P. (2019). Emotion dysregulation and posttraumatic stress disorder: A test of the incremental role of difficulties regulating positive emotions. *Anxiety, Stress, and Coping*, 32(4), 443–456. <https://doi.org/10.1080/10615806.2019.1618842>
- World Health Organization (WHO). (2019). ICD-11 Prolonged Grief Disorder Criteria. WHO. Retrieved from <https://icd.who.int/browse11/l-m/en#/http://id.who.int/icd/entity/1183832314>
- Zigmond, A. S., & Snaith, R. P. (1983). The hospital anxiety and depression scale. *Acta Psychiatrica Scandinavica*, 67(6), 361–370. <https://doi.org/10.1111/j.1600-0447.1983.tb09716.x>

How to cite this article: Boelen PA, Lenferink LIM.

Associations of depressive rumination and positive affect regulation with emotional distress after the death of a loved one. *Clin Psychol Psychother*. 2020;27:955–964. <https://doi.org/10.1002/cpp.2482>