



Peer Feedback in Learning a Foreign Language in Facebook

By Elham Akbari, Robert Jan Simons, Albert Pilot & Ahmad Naderi

Utrecht University

Introduction- Feedback can have different forms and functions depending on its objectives as well as its provider: teacher feedback, student feedback, peer feedback, written feedback, oral feedback, etc. One of the most constructive forms of feedback may be peer feedback, since it involves group learning (Van Gennip, Segers and Tillema, 2010). According to Topping (1998, p. 250) peer feedback is “an agreement in which individuals consider the amount, level, value, worth, quality, or success of the products or outcomes of learning of peers of similar status.” Cunningham (1992) argues that the interaction and communication that result from the production of feedback get more important in online instructional courses than in face to face courses, because, in his view, nothing can bring about learning more than the dialogue among the community members. Hewitt (2000) and Tuzi (2004) also emphasize the importance of peer feedback in online environments and point out that in such environments peer feedback can influence the students’ outcomes more than in face-to-face environments because of the ease of communication as well as the absence of affective factors. Thus, researchers believe that deep learning can take place in online settings in which students give and receive feedback from one another in a calm, stress-free and individualized environment. What do we know about feedback from previous research?

GJHSS-G Classification: FOR Code: 209999



Strictly as per the compliance and regulations of:



Peer Feedback in Learning a Foreign Language in Facebook

Elham Akbari ^α, Robert Jan Simons ^σ, Albert Pilot ^ρ & Ahmad Naderi ^ω

I. INTRODUCTION

Feedback can have different forms and functions depending on its objectives as well as its provider: teacher feedback, student feedback, peer feedback, written feedback, oral feedback, etc. One of the most constructive forms of feedback may be peer feedback, since it involves group learning (Van Gennip, Segers and Tillema, 2010). According to Topping (1998, p. 250) peer feedback is “an agreement in which individuals consider the amount, level, value, worth, quality, or success of the products or outcomes of learning of peers of similar status.” Cunningham (1992) argues that the interaction and communication that result from the production of feedback get more important in online instructional courses than in face to face courses, because, in his view, nothing can bring about learning more than the dialogue among the community members. Hewitt (2000) and Tuzi (2004) also emphasize the importance of peer feedback in online environments and point out that in such environments peer feedback can influence the students’ outcomes more than in face-to-face environments because of the ease of communication as well as the absence of affective factors. Thus, researchers believe that deep learning can take place in online settings in which students give and receive feedback from one another in a calm, stress-free and individualized environment. What do we know about feedback from previous research?

Several reviews made clear that teacher feedback can be very powerful contributors to learning outcomes (Hattie & Timperley, 2007; Shute, 2008). Some kinds of feedback, according to these reviews, have more impact than other kinds: positive teacher feedback works, for instance, better than negative feedback, specific explicated works better than non-specific feedback and feedback on the “level of self” (“you must be very smart”) does not contribute much. Voerman, Meijer, Korthagen, and Simons, (2012) found that teachers in secondary education do not give much feedback, although when they do, this is good for learning results of students. Besides, teacher feedback often occurs after an assessment and not formatively

during lessons. The introduction of peer feedback may increase the amount of feedback students receive and may be better timed than teacher feedback.

Receipt of peer feedback may be beneficial for students for other reasons too, but the empirical evidence is limited. One reason for its possible effectiveness may be that students understand peer feedback better than teacher feedback (Falchikov, 2005). Feedback from multiple peers works better than feedback from one peer only (Cho & MacArthur, 2010). This multiple peer feedback may also sensitize students for multiple perspectives (Cho, Cho & Hacker, 2010), something a teacher cannot do easily. One interesting advantage of peer feedback may be that students get more opportunities to rework and resubmit their assignments which may be beneficial for learning (Nicol, Thomson & Breslin, 2013). The impact of received peer feedback in general does not have a high impact, however, so Hattie’s (2012) reviews show. Perhaps, the peer feedback given is not good enough. Several researchers, therefore, tried with success to improve the peer feedback skills of students through instructions or training (i.e. Demirel, & Enginarlar, 2007; Demirel, & Enginarlar, 2016; Gielen, Peeters, Dochy, Onghena, & Struyven, 2010).

This low effectiveness of received peer feedback may also be caused by the fact that in most research the focus is on peer feedback in the context of peer assessment (Topping, 1998; Tseng and Tsai, 2007). Liu and Carless (2006) showed in a large scale survey that students do not like to assess their peers. Therefore, they and especially Nicol, 2010, 2011, 2013; Nicol, Thomson & Breslina, 2014; Nicol, D. J., & Macfarlane-Dick, (2006) propose to shift towards peer feedback that is not taking place in the context of peer assessment, but in the context of formative assessment or improvement of products or other learning outcomes. In their work peer review became the new word for peer feedback.

One other reason for the ineffectiveness of peer feedback may be that teachers and researchers emphasized the effects of peer feedback on learning of the receivers of feedback, instead of looking for effects for the providers of peer feedback. Cho & Cho (2011) directly compared the effects of providing and receiving feedback. Giving comments improved students’ writings more than receiving them. Cho & MacArthur (2011) showed that providing feedback improved students’

Author ^α: University of Tehran. e-mail: e_akbari_114@yahoo.com
Author ^ρ: Utrecht University, Faculty of Social and Behavioral Science. e-mail: a.pilot@uu.nl
Author ^σ: Utrecht University. e-mail: p.r.j.simons@uu.nl
Author ^ω: University of Tehran. e-mail: anaderi@ut.ac.ir

own writing products. This implies that providing feedback to peers can be an important learning activity. But why would giving feedback be so beneficial for learning? Van Popta, Kral, Camp, Martens, & Simons (submitted) found in a recent review of the research literature that there may be many benefits for the provider of feedback. They found that giving feedback to peers can help students to improve their higher-level learning skills, and to evaluate, monitor, and regulate their own learning. Students may learn to reflect, become more critical, and may even improve their own product. Providing peer feedback can lead to more knowledge, it can help students to make better evaluative judgements and to develop their metacognitive skills. Students compare and question ideas; evaluate; suggest modifications, reflect, plan, and regulate their own thinking. They think critically, connect to new knowledge, explain, and take different perspectives.

Various empirical studies, without showing the effectiveness of peer feedback directly, bring indirect evidence for the importance of peer feedback (e.g., Bauer, de Benedette, Furstenberg, Levet, and Waryn (2006), Belz and Kinginger, 2003; Belz & Vyatkina, 2005; Lee, 2004). These studies indicate how information and communication technologies can improve students' foreign language learning through online interaction with peers in the target language. Liu and Hansen (2002) state that peer feedback creates a collaborative process and increases consciousness towards audience needs. Moreover, peer feedback may provide opportunities for practicing foreign languages in meaningful contexts (Han, 2002; Havranek; 2002; Swain, 1995). Therefore, online peer feedback may promote goal-oriented and constructive collaboration in meaningful, interactive contexts, based on peers' awareness of each other's needs. To summarize, we may conclude that there are good reasons to expect that giving feedback to peers may be good for learning of the student-feedback-givers. There are, however, only a few empirical studies that support this. Moreover, research into the beneficial processes of feedback giving for one's own learning is also missing.

Apart from advantages, there may also be disadvantages of peer feedback. Students may misinform each other. They may give each other wrong advice. Giving good peer feedback may only be possible for the smarter students. Students may not like to become involved in peer feedback, for instance because they do not want "to give their know how away". Peer feedback may also be an inefficient way of learning, taking too much time. Many things may go wrong in the complicated processes of peer feedback. We just do not know enough about it yet.

a) Facebook and peer feedback

Despite the fact that there is much literature about social networks and their use in language learning, to our knowledge, there were only a few specific scientific studies on peer feedback within social networks in relation to language learning. Yet, there are two potential major benefits of social networks. First, they make it easier for language learners to practice language with native speakers of their target language. Secondly, learners are also able to provide and receive almost instant feedback (Brick, 2013). Students can give more often just in time feedback than teachers.

Facebook is one of the most popular social networking websites (Junco, Heiberger, & Loken, 2011). A brief look at Facebook reveals many foreign language teaching applications that can be used to teach and learn different languages through different methods. Through communication and interaction, learners can use this network to easily access native speakers, to interact and converse with them while actively engaging in learning and practicing the foreign language, to personalize their learning and to increase their autonomy by continuous access to the Internet. It is no surprise then that Kabilan, Almad, and Zainol (2010), found that Facebook was regarded by students as a viable online environment to be utilized to facilitate the learning of English.

Interaction via Facebook not only promotes language learning in meaningful, everyday contexts, it can also be a viable environment for peer feedback. Based on our experiences Akbari et al. (2015), peer feedback produced within networks as Facebook may have the following advantages:

1. Peer feedback can occur in different forms, such as vocalized communication (access through video call), short/long comments and/or writings, pictures, links and videos; it may also be communicated in form of a simple like or dislike.
2. The whole group, including the person for whom the feedback was originally written, can observe, evaluate and reply, and therefore learn from feedback given; this will result in feedback dialogues through which all participants can interact, exchange, and learn.
3. Since peer feedback is stored on the platform of online social networks, it is easily observable and therefore available to all users, which makes it possible for participants to go back and review previous feedback when needed.
4. Participants can simultaneously produce feedback to one or several classmate's posts and/or comments.
5. Peer feedback in such environments can be pure and correct since students have access to different kinds of online resources such as dictionaries, search engines and spelling checks. In addition,

when searching, students have the opportunity to gain more information, which may improve their learning.

6. Peer feedback can be synchronous or asynchronous. Students have no time or space limit; it is therefore possible to give feedback an indefinite number of times.

Thus, peer feedback may be a good opportunity in Facebook to reach several important language learning goals. But is all peer feedback equally good or are there quality differences?

b) *Different types of peer feedback*

We did not find any research that distinguished different kinds of peer feedback and their possible differential effects. The literature about teacher feedback, distinguishes different kinds of feedback. Voerman, et al. (2012) distinguished four different types of *teacher* feedback relevant for the current study: non-specific positive, specific positive, non-specific negative and specific negative feedback. The following are the equivalent types of peer feedback used in this study:

- Non-specific positive feedback, which we renamed as compliment (e.g. "Good job")
- Specific positive feedback, renamed in this research as explained compliment (e.g. "well done, you applied this rule correctly")
- Non-specific negative feedback, which was renamed as criticism (e.g. "It's not correct")
- Specific negative feedback, renamed as corrective feedback (e.g., "No, you should say...")

In the current study, these four kinds of peer feedback will be distinguished in order to find out how good the peer feedback is (quality of peer feedback). Based on Voerman et al. (2012) we assume that explained compliments and corrective feedback are of higher quality than compliments and criticisms that lack explanations.

Giving and receiving feedback to and from peers may be a new experience for learners. Perhaps they need time to get used to it, to learn how to give and receive feedback or to overcome shyness. Therefore, both the quality and quantity of peer feedback may vary over time. Some previous researchers studied how feedback can be improved (i.e. Demirel, & Enginarlar, 2007; Demirel, & Enginarlar, 2016; Gielen, Peeters, Dochy, Onghena, & Struyven, (2010).) through instructions and support from teachers. We did not find any studies, however, focusing on developmental patterns of given peer feedback over time.

c) *Research questions*

The current research aims to find information about the role of different kinds of peer feedback produced within interactions in the social network Facebook, in improving foreign language skills and competencies, compared with peer feedback in a face-

to-face environment. Moreover, this study aims to find information about the development of peer feedback patterns over time and about the relations between quality of peer feedback and learning outcomes. We wanted to know if giving high quality feedback would lead to better learning outcomes. The general research question was: *How is online peer feedback developing in Facebook and in face-to-face classrooms and how do kinds of peer feedback contribute to better learning outcomes?*

First, we want to find out what kinds of peer feedback students produce in the two groups and how the peer feedback develops over time, taking the four kinds of peer feedback distinguished above as the starting point. We will use the term quality of peer feedback to refer to the four kinds of peer feedback. Then, we will look for relations between the kinds of peer feedback provided and learning outcomes. This leads to the following sub questions:

1. What differences in amount and quality of peer feedback occur in interactions via Facebook and interactions in a face-to-face group?
2. How does the amount and quality of peer feedback develop over time and to what extent is this development different in a Facebook group as compared to a face-to-face group?
3. What is the relationship between the kind of peer feedback produced and learning outcomes?

II. METHOD

a) *Design*

This study is a field experiment with a pre-test-post-test-non-randomized-control group-design. This means that the students were not assigned randomly to the two groups. Instead country of living determined in what group students participated. Possible differences between the two groups were checked through several pretest and demographic measurements.

b) *Participants and Sample*

The sample consisted of nonimmigrant Iranian international PhD students having problems using the English language well enough to speak and write it at university level. There is a very well known and big virtual community (about 400 members) in the Schengen zone countries of which most of the Iranian PhD students are members. To announce the free language course to those who want to improve their English language proficiency, we sent an email to the existing group list and asked the Iranian PhD students to inform us about their willingness to participate. Two hundred students replied to the email that they were willing to participate in the course. We then emailed them to provide them with the course details and to inform them that the face-to-face course was to be held in Utrecht University for students residing in the Netherlands and the virtual course was to be held through Skype (for the lectures)

and Facebook (for peer feedback and other interactions). They were also informed that teachers were native speakers from the US. In total 83 students announced their readiness to participate. After the placement test (TOEFL test described below) and an interview, forty individuals, between the ages of 25-35, with an intermediate command of the English language were selected. The students living in the Netherlands participated in a face to face variant of the course, whereas the other students living in various European countries (including the Netherlands) participated in the virtual variant of the course.

The teachers of the two groups were different, but comparable: both were native speakers and experienced male teachers. They were the same age (27) and had similar teaching experience.

The students were then divided into two groups of 20 based on the following criteria: the experimental group (which used Skype and Facebook for language learning) consisted of students living in different Schengen zone countries such as Germany, Denmark, Belgium, The Netherlands. The control group, (which attended face-to-face meetings for language learning) included Iranian students living in different Dutch cities. 45 percent of students divided into the two groups were women while 55 percent were men. It is important to note that there was no random assignment to the two groups and the groups differed in the countries they lived in. Therefore, we checked whether the two groups were comparable by testing their language abilities, attitudes toward peer feedback and demographic variables, before the courses.

c) *Intervention in the experimental group (Facebook group)*

At the beginning of the course, a page was created in Facebook titled "Teaching English to Persian Students". The teacher and students were enrolled in the page in which they were required to perform the activities asked by the researchers. The purpose behind creating this page was the establishment of increased communication and interaction among students and between students and teacher, the performance of the assignments and especially the production of peer feedback by students. In fact, these students were encouraged to have interactions with their classmates and to give feedback to each other. Students were permitted to use any kind of support instruments and/or educational resources available to them on the wall of the group or in their peers' posts and feedback. These support instruments and resources mainly consisted of posts, likes, comments, pictures, videos, links, uploads, etc. Alongside these synchronous and asynchronous online interactions, students were permitted to pose questions that dealt with the activities assigned, to which other students and/or the teacher responded. Moreover, when appropriate, students shared with

others what they considered to be interesting or useful about the material studied.

This experimental group received English lessons for one hour a day, during one month (except for the weekends) through in total twenty formal teaching sessions via Skype. Every day, the teacher called students via Skype at a specified time in the evening. The class began with conversations between the teacher and students. Then, the teacher started teaching and at the end of the class, the students were assigned some tasks to perform in Facebook until the next day. It should be mentioned that these tasks included uploading the answers to the exercises, which were placed at the end of each book lesson. Every student had to write a short paragraph on a daily basis, on a specific subject, and then to post it on the group's wall. Moreover, students gave feedback to each other in the Facebook page.

d) *Intervention in the Control Group(face-to-face group)*

In this group, students participated in various activities via formal teaching of the English language in a traditional classroom in Utrecht University for one hour and forty minutes a day (about one hour for teaching and forty minutes for students to give feedback to each other). There were 20 of these lessons in total, lasting one month (everyday except for the weekends). These classes were also conducted by a (different) male native English speaking teacher. In this group, students were requested to write (typed and printed) daily short paragraphs on a specific subject; fellow students had then to give them feedback regarding their writing. Students had to perform the exercises which were placed at the end of each book lesson and to deliver it to the teacher. This was all the same as in the Facebook group. That is, the experimental group students were stimulated to give each other feedback through posts on the Facebook wall between the "teacher led meetings". However, in the control group students' assignments were studied and commented by peers during class time inside the classroom, which is why an extra forty minutes was added to each session in addition to the specified one hour of instruction and in-class interaction. In this group, in each class session, students were divided into groups of four to five, in which they exchanged assignments with classmates and gave/received feedback to/from one another for twenty minutes. During the next ten minutes, they discussed the feedback given/received, and the last ten minutes were spent on students asking the teacher questions regarding the feedback that they did not understand.

The teacher supervised all in-class activities and helped when needed, leaving the majority of the discussions in the hands of students. This group was told nothing about using or not using any kind of new technologies in the classroom and our observations

revealed that nobody had used it. Of course students used their mobile phones and computers / tablets, but neither for feedback nor for language learning.

e) *Teaching Method, Peer feedback and Class Management*

In this English language course, all participants in both groups used a book to learn English entitled "Face 2 Face" (Redston & Cunningham 2006); the two teachers organized their lesson plans and/or activities according to this book, as much as possible in the same ways. Each lesson of the book included four sections (A, B, C, and D). Students were to study two pre-determined sections a day before participating in class activities and/or raising questions. The teacher explained ambiguous grammar points and clarified the necessary linguistic concepts when needed. The instructors also taught students one figure of speech per day. In general, the first part of each session was spent on conversations among students and the teacher concerning different issues. The second section of the class meeting was dedicated to answering students' questions, removing any remaining ambiguities and teaching important linguistic concepts. The last section was spent on speaking about students' assignments. In the control group students' assignments were studied and commented by peers during class time inside the classroom, whereas the students in the Facebook group gave feedback in their own time.

III. DATA COLLECTION

a) *Research Instruments*

i. *Learning outcomes*

Prior to beginning the course, as well as after the course's completion, all participants were administered a pre-test and a post-test. The official standard Test of English as a Foreign Language (TOEFL) was used in order to investigate students' learning levels in the beginning and also to measure the students' linguistic outcomes after the courses. The test measures the ability to use and understand English at university level. And it evaluates how well one combines one's listening, reading, speaking and writing skills to perform academic tasks. It consists of listening, grammar, reading and writing questions. These four sections have 120 multiple-choice questions in total. The total reliability was 0.94 (Educational Testing Services, 2011). Reliability coefficients for the parts of the test were 0.85 for Reading, 0.85 for Listening, 0.88 for Speaking and 0.74 for Writing. The scores were transformed to the levels 1-5 according to the standard procedures of TOEFL.

ii. *Attitudes towards peer feedback*

Before the courses, all participants completed a questionnaire designed by the researchers, with the

following two subscales: The first subscale "Peer feedback and learning English" contained three items about the role of peer feedback in learning English. An example item is "The peer feedback activity improved my language skills." A reliability test on the three-item scale revealed an acceptable internal consistency ($\alpha = .88$). The second subscale "peer feedback in general education" contained five items, for example: "I think the idea of peer feedback is a waste of time". A reliability test on the five -item revealed an acceptable internal consistency ($\alpha = .82$). Since the two questionnaires were highly correlated, they were merged in one 8 item questionnaire ($\alpha = .84$).

b) *Data Analysis*

i. *Coding scheme for Peer feedback*

Facebook records and exposes all of the activities performed by participants. The recorded daily Facebook activities were then saved in PDF formats. To ensure that all students' activities on Facebook were recorded, researchers checked the relevant Facebook pages hourly and asked students not to delete their different feedback statements and activities.

All activities related to the face-to-face classroom were recorded through a video recorder, and the students delivered to the researchers their writings of the day before along with the feedback given to them by their peers. Therefore, the data gathered from this group are based on both peer feedback on the students' assignments and the direct observations of classroom activities and watching classroom videos by the researchers.

Four different codes were used to categorize students' peer feedback:

- Compliment ("It's excellent")
- Explained compliment (" everything is ok, since you used the correct rule")
- Criticism ("don't say I am agree")
- Corrective feedback ("You should say: I agreed")

Six researchers familiar with peer feedback were involved in the coding of the peer feedback in participants' activities. First, they were divided in two groups and asked to select the four types of feedback mentioned above from among participants' activities during the first three days. Then, the resulting categorizations of the two groups were compared to find out the interrater- reliability. The average reliability (coefficient Kappa) was .79. The data were divided into four parts (weeks) to investigate the developmental process of peer feedback production in detail.

IV. RESULTS

a) *Check on pre-existing differences between the groups*

In the pretest-posttest control group design, we needed to check whether the groups differed before the

education took place or not. There were three kinds of data available: the TOEFL test, the feedback attitude questionnaire and demographic variables (such as age and gender). On the TOEFL test the means and standard deviations were $M=2.25$; $SD=0.55$ for the face-to-face group and $M=2.08$, $SD = 0.44$ for the Facebook group. There was no significant difference ($t(38) = 1.11$; $p = .27$), indicating that the groups were comparable in learning level. If there was a difference it was in favor of the control group. There were also no differences between the groups on the attitude towards peer feedback questionnaire. Thus, there were no differences in the number of men and female in the two groups: nine men and eleven women in the face-to-face group and eleven men and nine women in the Facebook group ($\text{Chi square} = 1.76$; n.s.). There was also no significant difference in age ($\text{Chi square} = 0.40$; n.s.). We concluded that the two groups were comparable at pretest time in English learning level, attitudes toward peer feedback and demographic variables.

Research question 1: What differences in amount and quality of peer feedback occur in interactions via Facebook and interactions in a face-to-face group?

MANOVA was used to compare the various types of feedback produced in the two groups. There was a significant overall effect: $F(4, 35) = 25.68$ ($p < .00$). In the Facebook group students gave each other more often feedback than in the face-to-face group. The results presented in Table 1 indicate that there is a significant difference between the two groups in terms of three of the four types of feedback: compliments ($F=16.84$; $p < .00$), explained compliments ($F=4.33$; $p < .04$), and corrective feedback ($F=6.82$; $p < .01$). As can be seen in Table 1, in the Facebook condition, students produced significantly more compliments, more explained compliments, and more corrective feedback compared to students in the face-to-face group. The difference in the number of criticisms provided (more in the face to face group) was not significant ($F=4.06$; $p = .051$). In both groups the amount of corrective feedback is much larger than the amount of other categories of feedback (Table 1).

Table 1: MANOVA Tests of Between-Subjects Effects results for comparing kinds of Feedback in the 2 groups (number of times feedback was given)

Feedback Type	Group	Descriptive Statistics for groups		MANOVA results (Corrected Model part)				
		Mean	SD	Sum of Square	df	Mean Square	F	Sig
Compliment	Facebook	6.05	6.29	336.40	1	336.40	16.84	.00
	face-to-face	.25	.64					
Explained compliment	Facebook	.45	.69	1.22	1	1.22	4.33	.04
	face-to-face	.10	.31					
Criticism	Facebook	.50	1.32	8.10	1	8.10	4.06	.051
	face-to-face	1.40	1.50					
Corrective feedback	Facebook	23.85	16.95	1102.50	1	1102.50	6.82	.01
	face-to-face	13.35	5.99					

Here are examples of the four kinds of feedback from the data:

1. Compliment: "your sentences are very good."
2. Explained compliment: "your sentences are very good and you used past tense in the right form."
3. Criticism: ("I found two mistakes in the section 1) going clubbing and meet with friends)."
4. Corrective feedback: "I think you should write: one of the famous streets instead of street."

The interviews showed that, in general, students were quite positive about the use of peer feedback. They, for instance, said: "Giving and receiving feedback were useful for me, but I think that giving feedback is more useful than receiving it." "It was surprising me how useful peer feedback was." "I'll use peer feedback in my teaching in the future". According to the informal observations and the activities recorded in Facebook, we saw that students voluntarily and enthusiastically asked their classmates to give feedback to their writing

several days after the course. Sometimes, when students were discussing online, a student even gave feedback on his or her own writing. Thus the resources and facilities available in the online environment of online social networks increased students' opportunity to provide feedback, especially corrective feedback.

Research question 2: How does the amount and quality of peer feedback develop over time and in how far is this development different in a Facebook group as compared to a face-to-face group?

To compare the changes in different types of feedback between the two groups we used four repeated measures analyses with Time (Week 1, 2, 3 and 4; the course took four weeks) as a within-subject factor and Group (Facebook versus face-to-face) as a between-subject factor. The results of these analyses appear in Tables 2,3,4 and 5 and in Figures 1, 2, 3 and 4. As Table 2 and Figure 1 show, for compliments-given (category 1 in Table 1), significant effects of Time

($F=8.27$; $p = .01$), Group ($F=18.55$; $p=.00$) and the interaction Time* Group ($F=17.44$; $p= .01$) were found. This indicates that the average number of compliments differed for the four weeks and that the number of compliments also differed between the two groups. Closer inspection of Figure 1 shows that the number of compliments was higher in the Facebook group (already in the first week). Furthermore, the significant Time ×

Group interaction effect for compliments shows that the exchange of compliments developed differently over time for the two groups. In fact, in the Facebook group the number of compliments decreased from Week 1 to Week 3, rising again in Week 4. For the face-to-face group, the number of compliments was rather constant (and low) over the four weeks of the study.

Table 2: Repeated measurement analysis for compliments

	Sum of Squares	DF	Mean Squares	F	Sig
Between SS					
Intercept	82.66	1	82.66	22.25	.00
Group	68.91	1	68.91	18.55	.00
Error	141.19	38	3.72		
Within SS					
Time	1.90	1	1.90	8.27	.01
Time*Group	1.71	1	1.71	7.44	.01
Error	18.43	38	.49		

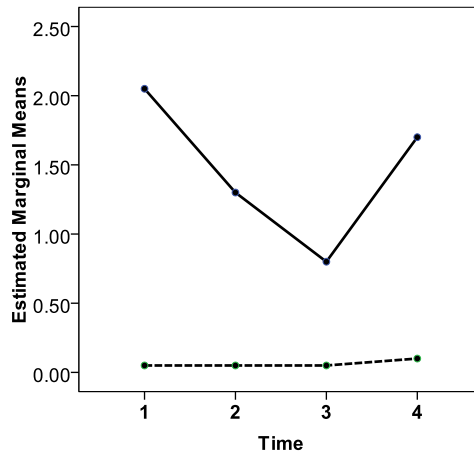


Figure 1: Mean-Plots of compliments; Solid line (—) shows the Facebook Group and Dash Line (---) shows the Face-to-Face Group; 1,2,3,4 are the 4 weeks of the course

With respect to the explained compliments we only found a significant main effect of the between-subject factor Group ($F=4.33$; $p=.04$; see Table 3 and Figure 2), indicating that students in the Facebook

group used more explained compliments than students in the face-to-face group. The Time and Time*Group interaction effects were not significant.

Table 3: Repeated measurement analysis for explained compliments

	Sum of Squares	DF	Mean Squares	F	Sig
Between SS					
Intercept	.76	1	.76	10.70	.00
Group	.31	1	.31	4.33	.04
Error	2.69	38	.07		
Within SS					
Time	.11	1	.11	.18	.68
Time*Group	.15	1	.15	2.41	.13
Error	2.39	38	.06		

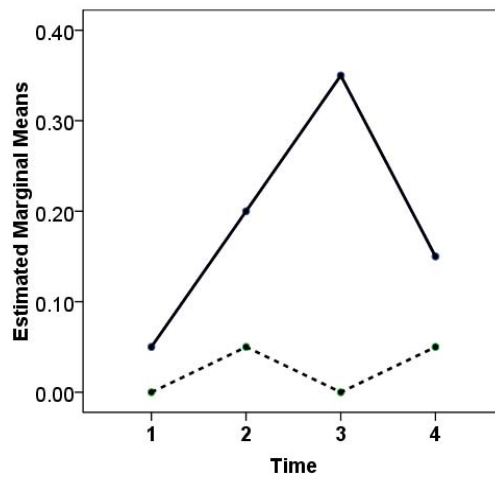


Figure 2: Mean-Plots of explained compliments; Solid line (—) shows the Facebook Group and Dash Line (---) shows the Face-to-Face Group; 1,2,3,4 are the 4 weeks of the course

Regarding giving criticism, we did not find a significant difference between the Facebook and the face-to-face students (see Table 4). However, we did find a significant effect of the within-subject factor Time ($F=4.67$; $p=.04$), indicating that the number of

criticisms formulated differed over the four weeks of the study. Inspection of Figure 3 shows that the number of criticisms formulated increased from Week 1 to Week 2, but dropped in Week 3.

Table 4: Repeated measurement analysis for criticism

	Sum of Squares	DF	Mean Squares	F	Sig
Between SS					
Intercept	7.13	1	7.13	16.44	.00
Group	1.23	1	1.23	2.84	.10
Error	16.04	37	.43		
Within SS					
Time	.81	1	.81	4.67	.04
Time*Group	.04	1	.04	.24	.63
Error	12.36	37	.33		

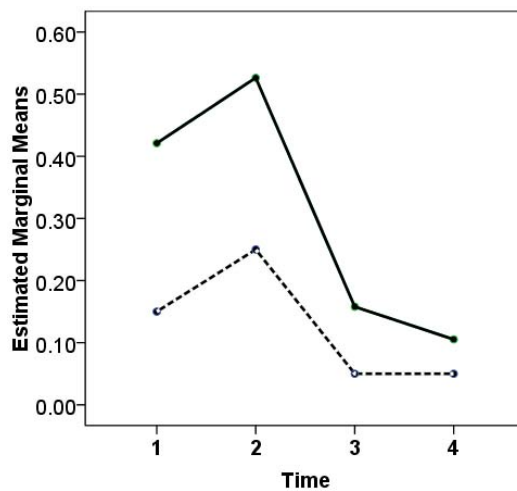


Figure 3: Mean-Plots of criticisms; Solid line (—) shows the Facebook Group and Dash Line (---) shows the Face-to-Face Group; 1,2,3,4 are the 4 weeks of the course

Finally, regarding corrective feedback we found a significant effect of the within-subject factor Time ($F=4.69$; $p=.01$), a significant effect of the between-subject factor Group ($F=6.78$; $p=.01$), and a significant Time \times Group interaction effect ($F=4.92$; $p=.01$; see Table 5). Inspection of Figure 4 shows that the number

of corrective feedback messages exchanged increased in both groups from Week 1 to 3, but then dropped in Week 4. This Figure also shows that in general the number of corrective feedback messages exchanged was significantly higher in the Facebook group, than in the face-to-face group.

Table 5: Repeated measurement analysis for corrective feedback

	Sum of Squares	DF	Mean Squares	F	Sig
Between SS					
Intercept	3468.91	1	3468.91	86.19	.00
Group	273.01	1	273.01	6.78	.01
Error	1529.34	38	40.25		
Within SS					
Time	32.40	1	32.40	4.69	.04
Time*Group	34.03	1	34.03	4.92	.03
Error	262.82	38	6.92		

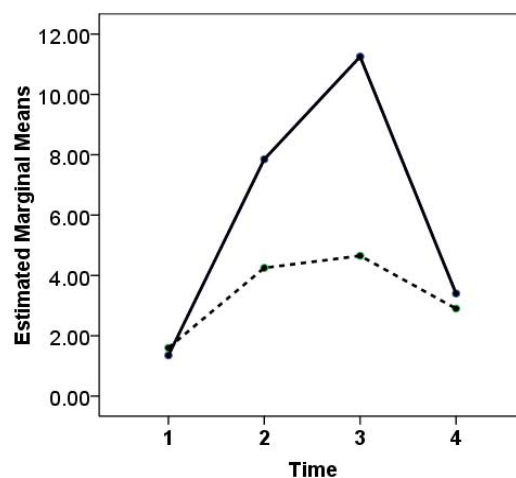


Figure 4: Mean-Plots of corrective feedback; Solid line (—) shows the Facebook Group and Dash Line (---) shows the Face-to-Face Group; 1,2,3,4 are the 4 weeks of the course

Research question 3: What is the relationship between the kind of peer feedback produced and learning outcomes?

The learning outcomes in the two groups (TOEFL test) were M Facebook = 3.28 (SD = 0.30) and M face-to-face = 2.45 (SD = 0.51). At the pretest the

averages and standard deviations were 2.08 (SD= 0.44) and 2.25 (SD = 0.55), respectively. This difference was not significant statistically. The scores on the TOEFL post-test were significantly higher for the Facebook group than for the face to face group ($F(1,38)=6.90$; $p<.01$). There was also a significant Group \times Time interaction effect, indicating that students' learning outcomes developed differently from the TOEFL pre-test to post-test in the Facebook group compared to the face-to-face group ($F(1, 38) = 5.00, p = .00$): The

Facebook students learned significantly more than the face-to-face students.

Table 6 presents the correlations between type of feedback and learning outcomes separately for the two groups. For the face-to-face group there were no significant correlations. But, in the Facebook group, we can see two significant correlations: between Criticism (.51) and Corrective Feedback (.67) with learning outcomes (Table 6). The more criticism and corrective feedback students produced, the more they learned themselves.

Table 6: Correlation coefficients for relationship between learning and “feedback types” produced

Variable	Coefficient (p-value)	
	Facebook Group	face-to-face Group
Compliment	.37	.25
Explained compliment	.00	.15
Criticism	.51*	.06
Corrective feedback	.67**	.21

*= $p<.05$; **= $p<.01$

Within the Facebook group students learned more when they gave more criticisms and more corrective feedback. The number of compliments (with and without explanations) did not contribute to the learning outcomes.

In order to predict the learning outcomes based on students' feedback a regression analysis was used.

Posttest learning outcome was the dependent variable in this model, and group (dummy variable of Facebook versus face-to-face), as well as the four types of feedback were the predictors (Table 7). The Adjusted R Square of model is 0.66. See other model fitting results in Table 8:

Table 7: Regression Analysis predicting learning outcomes from group and kinds of feedback

Source	Sum of Squares	Df	Mean Square	F	Sig.
Regression	9.76	5	1.95	15.93	.00
Residual	4.17	34	.12		
Total	13.93	39			

Table 8: Regression Analysis (predicting Learning outcomes using Type of Peer feedback & Group)

	Unstandardized Coefficients		Standardized Coefficient	t	Sig.
	B	Std. Error			
(Constant)	1.38	.11		12.48	.00
Compliment	.01	.01	.13	.94	.35
Explained compliment	-.00	.12	-.00	-.01	.98
Criticism	.01	.04	.03	.30	.76
Corrective feedback	.01	.00	.24	2.29	.02
Group	.74	.16	.62	4.46	.00

Group and Corrective Feedback were the two significant predictors of learning outcomes. Corrective peer feedback related the most to learning results (see Table 7 and 8).

V. DISCUSSION

Our research questions can be answered as follows: Iranian PhD students gave each other much more often feedback in the Facebook group than in the face-to-face group. These were especially compliments in the beginning and explained compliments and corrective feedback later on in the course. Towards the end of the courses, explained compliments and

corrective feedback were replaced by compliments without explanations. The students in the Facebook group learned more than the students in the face-to-face group. The amount of corrective feedback and the amount of criticism predicted learning outcomes within the Facebook group, but not within the face-to-face group. Only the amount of corrective feedback contributed to the differences in learning outcomes between the two groups.

A first issue to be discussed concerns the different types of peer feedback produced in the face-to-face and the Facebook environments. The current

research indicates that there were significant differences between the number of times peer feedback was produced in face-to-face classrooms and in the Facebook environment, both in general and in terms of kinds of peer feedback. An explanation can be the difference in the conditions and facilities in the learning environment of the two groups. Facebook provides students with various facilities which are not accessible or are difficult to access in the face-to-face classrooms, such as different written, audio and visual facilities, which, while attractive to language learners, make it possible for students to present their feedback in a variety of formats, including audio, video, or written formats. Moreover, because there is no limitation in the time and place of using Facebook, there is more comfort and there are more possibilities for students to give feedback. In addition, besides having enough time, students' access to various online resources such as search engines, dictionaries, spell checkers and other syntactic/lexical or even sociolinguistic resources may empower them to offer more corrective feedback, with more comfort and confidence. Giving feedback, especially corrective feedback, may largely depend on students' ability and knowledge (especially in recognizing a mistake), but online resources allow them to give feedback even in situations where they may not completely know the correct form/content prior to searching for it online and then providing the corrective feedback. As a result, giving peer feedback in Facebook may not only motivate students to improve their own knowledge via online resources available to them, but it also gives them the possibility of giving more corrective feedback in a more correct form, and thus a more constructive way, as opposed to the resource-limited and time constrained environment of a face-to-face classroom. All of this may also help students to become more self-confident, daring to give corrective feedback.

The second research question in this study referred to how peer feedback developed in the two groups during the educational course. We were interested in discovering whether the process of peer feedback production remained the same during the course or increased or decreased over time. The results indicated that there was a significant difference between the two groups in the patterns of development of different types of peer feedback production throughout the course. In the beginning days of the course, the Facebook group gave considerably more compliment feedback than the face-to-face group. According to the observations made by the researchers, this is because in the first few days of the course, students were not yet accustomed to giving feedback, or were not confident enough to criticize one another or offer corrective feedback. Giving compliments was probably easier for them. Moreover, since the participants were in the virtual space, they first needed to establish a friendly, interactive communication with other students through

positive compliments. In the middle weeks of the course, as students became more familiar with one another and with each other's linguistic competence, explained compliments and corrective feedback increased considerably in the Facebook group. To a much lesser extent the same trend appeared in the face-to-face group for corrective feedback only. Students in both groups learned, as the courses progressed, different ways of both giving to each other and receiving feedback from one another, which also contributed to the increased amount of feedback exchanged. In the last week, however, the situation was slightly different in that corrective feedback decreased in the Facebook group while the number of compliments increased. An explanation for these observations could be the degree of students' learning: the higher degree of learning in the Facebook group compared to the face-to-face group resulted in a lower number of mistakes, which in turn led to lower degrees of exchanging corrective feedback and higher degrees of compliment feedback.

A final research finding in this study addressed differences in learning outcomes as a result of the type of feedback exchanged. Results indicated that in the Facebook group a significant and positive relationship between the amount of corrective feedback and learning outcomes occurred. This question of the influence of feedback types on students' learning has been in contention among linguists for quite some time already. Ferris (1999), for example, asserts that many students, teachers and researchers agree that corrective teacher feedback has an important effect on students' learning outcomes. Lyster and Saito (2010) and Mackey and Goo (2007) also argued that many foreign language acquisition theories predict that corrective teacher feedback results in a faster development of foreign language acquisition. For linguists one of the most interesting topics is the influence of corrective teacher feedback on learning and how it occurs (Chandler, 2003; Ferris, 2006). In recent years, many studies (Ellis, 2010; Ferris, 2010; Sheen, 2010; Santos, López-Serrano, & Manchón, 2010; Rezaei, Mozaffari, Hatef, 2011) have investigated the effectiveness of corrective teacher feedback in learning a foreign language. The findings of all these studies on teachers' feedback resemble the results of the current study that corrective peer feedback influences the amount of learning in positive ways. Research conducted by Ellis and Sheen (2006), Lightbown (1998), Loewen (2004), Lyster (1998), and Sheen (2004) indicates that the degree of corrective teacher feedback can predict foreign language acquisition: the higher the amount of corrective teacher feedback given, the higher the degree of learning. In addition, Van Beuningen (2011) who also investigated the influence of corrective teacher feedback on foreign language writing, reports that corrective feedback is a reliable predictor of students' degree of learning.

Therefore, in general, it seems that corrective teacher feedback is of a significant importance in the promotion of foreign language learning. However, there is one exception: Truscott (1996) did not find this relation between the amount of corrective feedback given by the teacher and learning outcomes. Furthermore, the general research literature on teacher feedback in other domains than language learning, also questions the value of corrective teacher feedback (Hattie & Timperley, 2007). Our study made clear that giving corrective peer feedback in language learning fulfilled similar functions as receiving corrective teacher feedback in language learning, contributing to higher learning outcomes of the providers of peer feedback. We have to realize, however, that we only found correlations between corrective peer feedback and learning outcomes. This means that we cannot rule out alternative explanations, such as that better students and / or better learning students give more corrective feedback than weaker students and / or slower learning students.

One important issue refers to the differences produced as a side effect of peer feedback conditions in the two groups. In the Facebook group students could (and sometimes did) use extra materials such as videos and websites. Moreover, students in the Facebook group spent more time in giving feedback than the students in the face-to-face group where feedback was given in the 40 minutes extra time per session. These differences may be responsible for a part the learning effects found. We tend to consider these side effects as "all in the game", however. This kind of feedback support and the spontaneous extra time investment are only possible in a social network environment and not in face-to-face environments.

One might wonder whether the differences found between the Facebook and the face-to-face group in peer feedback and results should not be attributed to other differences between the groups. We could rule out several alternative explanations. There were no differences between the groups in prior learning, attitude to social media, sex, or age. Two alternative explanations could not be ruled out completely, however. One alternative explanation could be that the teacher in the Facebook group was better than the one in the face-to-face group. We found no indications in the evaluations, the log files nor the observations, however, that this was the case. Finally, an alternative explanation could be that the composition of the groups made a difference. Although all participants came from Iran, the people in the Facebook group lived and studied in different countries of Europe, whereas the participants in the face to face group all lived and studied in the Netherlands. We could not think of any reason, however, why Iranian students living in different European countries would learn English better than Iranian students living in the Netherlands. Thus, we conclude that the differences found can be attributed to

the differences between the two learning environments. In the Facebook condition students produced more feedback and especially more corrective feedback than in the face to face condition.

We should be cautious in generalizing our results to other subject matter areas or other kinds of learners. The research population was limited to peer feedback exchanged among a group of Iranian PhD students living in Schengen area countries. Their problems in learning English may be different from those of other students. In their case for instance, lack of confidence, lack of active language use and shyness may be more extreme than with other students. Generalizations should better be related to the role Facebook can have in overcoming lack of confidence in using a foreign language, overcoming shyness and helping students to use a foreign language more often. Furthermore, more widespread, larger-scale studies among students of different nationalities living in various parts of the world are needed. More studies should be performed with different designs such as using a face-to-face group with online feedback, using Skype without Facebook, giving feedback in Facebook without teaching. In addition, as this study only concerned students learning the English language, future studies should also investigate language learning in the environment of social networks for languages other than English. Further research is also needed into the value of the different kinds of peer feedback, especially explained feedback and corrective feedback. The conditions under which peer feedback tends to flourish, seem better in a social networks than in traditional classrooms. Further research should look into these conditions in more detail.

Our results are promising for educational practice: on-line social networks can become important vehicles for learning a foreign language, especially for facilitating kinds of corrective peer feedback that students like and help their learning processes in new ways.

REFERENCES RÉFÉRENCES REFERENCIAS

1. Akbari, E., Pilot, A., & Simons, P.R.J. (2015). Autonomy, competence, and relatedness in foreign language learning through Facebook. *Computers in Human Behaviour*, 48, 126-134.
2. Bauer, B., deBenedette, L., Furstenberg, G., Levet, S., & Waryn, S. (2006). The Cultura project. In J. Belz & S. Thorne (Eds.), *Internet-mediated intercultural foreign language education* (pp. 31-62). Boston: Heinle & Heinle.
3. Belz, J., & Kinginger, C. (2003). Discourse options and the development of pragmatic competence by classroom learners of German: The case of address forms. *Language Learning*, 53, 591-647.

4. Belz, J., & Vyatkina, N. (2005). Learner corpus analysis and the development of L2 pragmatic competence in networked intercultural language study: The case of German modal particles. *Canadian Modern Language Review/Revue Canadienne des langues vivantes*, 62, 17-48.
5. Brick, B. (2013). *Evaluating Social Networking Sites (SNSs) for Language Learning: an inquiry-based student project*. Available from <http://www.coventry.ac.uk/Global/BES/Active%20Learning/Billy%20Brick.pdf>.
6. Chandler, J. (2003). The efficacy of various kinds of error feedback for improvement in the accuracy and fluency of L2 student writing. *Journal of Second Language Writing*, 12, 267-296.
7. Cho, Y. H., & Cho, K. (2011). "Peer Reviewers Learn from Giving Comments." *Instructional Science* 39(5), 629–643.
8. Cho, K., Cho, M., & D. J. Hacker. D.J., (2010). "Self-Monitoring Support for Learning to write." *Interactive Learning Environments*, 18(2) 101–113.
9. Cho, K., & MacArthur, C., (2010). "Student Revision with Peer and Expert Reviewing." *Learning and Instruction* 20(4), 328–338.
10. Cho, K., & MacArthur, C. (2011). "Learning by Reviewing." *Journal of Educational Psychology* 103 (1): 73–84.
11. Cunningham, R. D. (1992). Beyond educational psychology: Steps toward an educational semiotic. *Educational Psychology Review*, 4, 165-194.
12. Demirel, E., & Enginarlar, H. (2007). Please say anything but yes or no: Fruitful Peer Feedback in Writing. In Online Proceedings of the Sabanci University International Conference on Foreign Language Education.
13. Demirel, E., & Enginarlar, H. (2016). Effects of Combined Peer-Teacher Feedback on Second Language Writing Development. *Hacettepe University Journal of Education*, DOI: 10.16986/HUJE.2016015701
14. Educational Testing Services (ETS) (2011). TOEFL test. Downloaded from www.ets.org.
15. Ellis, R. (2010). A framework for investigating oral and written corrective feedback. *Studies in Second Language Acquisition*, 32, 335-349.
16. Ellis, R., & Sheen, Y. (2006). Re-examining the role of recasts in L2 acquisition. *Studies in Second Language Acquisition*, 28, 575-600.
17. Falchikov, N. (2005). *Improving Assessment through Student Involvement*. London: Routledge–Falmer.
18. Ferris, D. (1999). The case for grammar correction in L2 writing classes: A response to Truscott (1996). *Journal of Second Language Writing*, 8, 1-10.
19. Ferris, D. (2006). *Does error feedback help student writers? New evidence on the short- and long-term effects of written error correction*. In K. Hyland & F. Hyland (Eds.), *Feedback in second language writing: Contexts and issues* (pp.81-104). Cambridge: Cambridge University Press.
20. Ferris, D. (2010). Second language writing research and written corrective feedback in SLA. *Studies in Second Language Acquisition*, 32, 181-201.
21. Gielen, S., Peeters, E., Dochy, F., Onghena, P., & Struyven, K. (2010). Improving the effectiveness of peer feedback for learning. *Learning and Instruction*, 20(4), 304-315.
22. Han, Z-H. (2002). Rethinking of corrective feedback in communicative language teaching. *RELC Journal*, 33, 1-33.
23. Hattie, J. (2012). *Visible learning for teachers: maximizing impact on learning*. London: Routledge.
24. Hattie, J., & Timperley, H. (2007). The Power of Feedback. *Review of Educational Research*, 77, 81-112.
25. Havranek, G. (2002). When is corrective feedback most likely to succeed? *International Journal of Educational Research*, 37, 255-70.
26. Hewitt, B. L. (2000). Characteristics of interactive oral and computer-mediated peer group talk and its influence on revision. *Computers and Composition*, 17, 265–288.
27. Junco, R., Heiberger, G. and Loken, E. (2011), The effect of Twitter on college student engagement and grades. *Journal of Computer Assisted Learning*, 27: 119–132. doi: 10.1111/j.1365-2729.2010.00387.
28. Kabilan, M., Almad, N., & Zainol, M. (2010). Facebook: An online environment for learning of English in Institutions of Higher Education. *Internet and Higher Education*, 13, 179-187.
29. Lee, L. (2004). Learners' perspectives on networked collaborative interaction with native speakers of Spanish in the U.S. *Language Learning & Technology*, 8, 83-100.
30. Lightbown, P. M. (1998). The importance of timing in focus on form. In C. Doughty & J. Williams (Eds.), *Focus on form in classroom second language acquisition* (pp.177-196). Cambridge: Cambridge University Press.
31. Liu, N., and Carless, D.(2006). "Peer Feedback: The Learning Element of Peer Assessment." *Teaching in Higher Education*, 11(3): 279–290.
32. Liu, J. & Hansen, J.G. (2002). *Peer response in second language writing classroom*. Ann Arbor, MI: University of Michigan Press.
33. Loewen, S. (2004). Uptake in incidental focus on form in meaning-focused ESL lessons. *Language Learning*, 54, 153-188.
34. Lyster, R. (1998). Recasts, repetition, and ambiguity in L2 classroom discourse. *Studies in Second Language Acquisition*, 20, 51-81.
35. Lyster, R., & Saito, K. (2010). Oral feedback in classroom SLA: A meta-analysis. *Studies in Second Language Acquisition*, 32, 265-302.

36. Mackey, A., & Goo, J. (2007). Interaction research in SLA: A meta-analysis and research synthesis. In A. Mackey (Ed.), *Conversational interaction in second language acquisition: A series of empirical studies* (pp. 407-452). Oxford: Oxford University Press.
37. Nicol, D. (2010). "From Monologue to Dialogue: Improving Written Feedback in Mass Higher Education." *Assessment & Evaluation in Higher Education*, 35(5), 501-517.
38. Nicol, D. (2011). *Developing the Students' Ability to Construct Feedback*. Gloucester: Quality Assurance Agency for Higher Education. Downloaded from <http://tinyurl.com/avp527r>.
39. Nicol, D. (2013). "Resituating Feedback from the Reactive to the Proactive." In D. Boud and E. Molloy (Eds.), *Feedback in Higher and Professional Education: Understanding it and Doing it Well*, (pp. 34-49). Oxon: Routledge.
40. Nicol, D., and D. Macfarlane-Dick. (2006). "Formative Assessment and Self-Regulated Learning: A Model and Seven Principles of Good Feedback Practice." *Studies in Higher Education* 31(2), 199-218.
41. Nicol, D., Thomson, A. & Breslina, C. (2014). Rethinking feedback practices in higher education: a peer review perspective. *Assessment & Evaluation in Higher Education*, 39(1), 102-122.
42. Redston, C. & Cunningham, G. (2006) *Face2face Intermediate Student's Book*, Cambridge: Cambridge University Press
43. Rezaei, S., Mozaffari, F., & Hatef, A. (2011). Corrective feedback in SLA: Classroom practice and future directions. *International Journal of English Linguistics*, 1, 21-29.
44. Santos, M., López-Serrano, S., & Manchón, R. M. (2010). The differential effect of two types of direct written corrective feedback on noticing and uptake: Reformulation vs. error correction. *International Journal of English Studies*, 10, 131-154.
45. Sheen, Y. H. (2004). Corrective feedback and learner uptake in communicative classrooms across instructional settings. *Language Teaching Research*, 8, 263 - 300.
46. Sheen, Y. (2010). The role of oral and written corrective feedback in SLA. *Studies in Second Language Acquisition*, 32, 169-179.
47. Shute, V. J. (2008). Focus on formative feedback. *Review of educational research*, 78(1), 153-189.
48. Swain, M. (1995). Three functions of output in second language learning. In G. Cook, & B. Seidlhofer (Eds.), *Principles and practice in the study of language: Studies in honor of H.G. Widdowson* (pp. 125-144). Oxford: Oxford university press.
49. Topping, K. (1998). Peer assessment between students in colleges and universities. *Review of Educational Research*, 68, 249-276.
50. Truscott, J. (1996), The Case Against Grammar Correction in L2 Writing Classes. *Language Learning*, 46, 327-369.
51. Tseng, S. C., & Tsai, C. C. (2007). On-line peer assessment and the role of the peer feedback: A study of high school computer course. *Computers & Education*, 49(4), 1161-1174.
52. Tuzi, F. T. (2004). The impact of e-feedback on the revision of L2 writers in an academic writing course. *Computers and Composition*, 21, 217-235.
53. Van Beuningen, C. (2011). *The effectiveness of comprehensive corrective feedback in second language writing*. (Doctoral dissertation). Retrieved from Universiteit van Amsterdam Digital Academic Repository.
54. Van Gennip, N. A. E., Segers, M. S. R., & Tillema, H. H. (2010). Peer assessment as a collaborative learning activity: The role of interpersonal variables and conceptions. *Learning and Instruction*, 20, 280-290.
55. Van Popta, E., Kral, M., Camp, G., Martens, R., & Simons (submitted). Exploring the value of peer feedback in online learning for the provider.
56. Voerman, L., Meijer, P. C., Korthagen, F. A. J., & Simons (2012). Types and frequencies of feedback interventions in classroom interaction in secondary education. *Teaching and Teacher Education*, 28, 1107-1115.