

Longitudinal Relationships Between Organizational Justice, Productivity Loss, and Sickness Absence Among Older Employees

Jan F. Ybema¹ · Laundry van der Meer² · Fenna R. M. Leijten³

Published online: 25 February 2016

© The Author(s) 2016. This article is published with open access at Springerlink.com

Abstract

Purpose The aim of this study was to assess whether organizational justice lowers productivity loss and sickness absence, and whether there are reverse effects of productivity loss and sickness absence on organizational justice.

Method A longitudinal study with 2 years of follow-up was conducted among employed persons aged 45–64 years from the Study on Transitions in Employment, Ability and Motivation (STREAM). Participants ($N=7011$) yearly filled out an online questionnaire. Structural equation modeling in LISREL was conducted to assess the longitudinal relationships between distributive justice of salary, distributive justice of appreciation, procedural justice, productivity loss, and sickness absence.

Results Both distributive justice of appreciation and procedural justice contributed to lower productivity loss and lower sickness absence at 1-year follow-up. Productivity loss increased perceptions of distributive justice of appreciation at 1-year follow-up, whereas sickness absence lowered both perceptions of distributive justice of appreciation and procedural justice at follow-up.

Conclusion Improving organizational justice lowers the risk of productivity loss and sickness absence and may be a useful tool to improve the productivity of organizations.

Keywords Longitudinal study · Organizational justice · Productivity loss · Sickness absence · Older employees

Introduction

Due to the ageing workforce and decreasing birth rates, organizations increasingly rely on older employees. Therefore, it is important for these organizations that their older employees remain healthy and work productively. In this study, we examine whether organizations can reduce productivity loss and sickness absence among older employees by improving the way they are treated. If organizations treat their employees in a just way this signals that all employees are valued [1], which may improve the health of employees and the functioning of the organization. Systematic reviews of prospective studies showed that organizational justice improves employees' mental health [2] and protect against coronary heart disease [3].

Organizational justice can be divided into a distributive, procedural, and interactional component [4]. In the present study, we examine the distributive and the procedural components of organizational justice. Distributive justice has been defined as having an equal proportion between outcomes (e.g., salary, appreciation) and investments (e.g., work efforts, capacities) in comparison to colleagues [5]. Procedural justice refers to consistent and accurate procedures in decision making in which employees are treated ethically by the organization, and interests of employees are taken into account [6]. Both distributive and procedural justice also convey information about fair treatment by the supervisor, i.e., interactional justice [7, 8]; therefore, we decided not to separately include interactional justice in the current study.

In this longitudinal study with three yearly measurements among older employees, we examine how organizational justice is longitudinally related to productivity loss and sickness

✉ Jan F. Ybema
j.f.ybema@uu.nl

¹ Social, Health and Organizational Psychology, Utrecht University, PO Box 80140, 3508 TC Utrecht, The Netherlands

² TNO Work & Employment, Schipholweg 77-89, 2316 ZL Leiden, The Netherlands

³ Institute of Health Policy and Management, Erasmus University Rotterdam, PO Box 1738, 3000 DR Rotterdam, The Netherlands

absence. We consider productivity loss while at work and sickness absence as behaviors on the continuum of withdrawal from work, which may or may not be due to health problems [9]. It should be noted that productivity loss and sickness absence cannot occur simultaneously. Nevertheless, as they share determinants, including health problems, productivity loss and sickness absence are generally positively related over time [9].

The first research question is how does organizational justice affect productivity loss and sickness absence? According to the “equity rule,” when people are rewarded in direct proportion to their individual contribution, they perform better [10–12] and they are less absent due to illness [13]. Procedural justice has been shown to improve job satisfaction, job commitment, and better health and well-being at work [2, 4, 13], which in turn may improve productivity and lower sickness absence [14–18]. It has to be noted that a meta-analysis found only modest relationships between organizational justice and performance or withdrawal behaviors [4], and not all studies find these relationships. For a more comprehensive review of relevant past research, we refer to Conlon and colleagues [19]. We did not find previous research on the relationship between organizational justice and *productivity loss*, which we consider a withdrawal behavior rather than a performance measure. The unique contribution of the present study is that we examine both withdrawal behaviors, i.e., productivity loss and sickness absence, in a single longitudinal study. The main hypotheses of the current study are as follows:

Hypothesis 1a: Procedural and distributive justice lower productivity loss

Hypothesis 1b: Procedural and distributive justice lower sickness absence

The second research question concerns possible reversed effects of productivity loss and sickness absence on organizational justice [13, 20, 21]. Unfair distributions of salary or lack of appreciation may lead workers to emotionally or physically withdraw from the workplace or invest less time and effort in their work, in an attempt to restore the equity between give and take [5]. If this strategy is effective, it could be expected that lowering productivity or becoming absent may increase perceived distributive justice (*restore equity*), albeit at a lower level. On the other hand, frequent or prolonged productivity loss or sickness absence may have negative consequences for relationships at work (*erosion*) and may lead to lower job satisfaction [22] and to lower distributive justice [13]. Therefore, it may also be expected that productivity loss and sickness absence lower distributive justice. At present, it is unclear which of these opposite processes, restore equity or erosion, will dominate. We therefore developed two opposite hypotheses regarding the reversed effects for both

productivity loss and sickness absence. Evidently, these hypotheses (a and b) cannot be supported simultaneously:

Hypothesis 2a: Productivity loss increases distributive justice (*restore equity*)

Hypothesis 2b: Productivity loss decreases distributive justice (*erosion*)

Hypothesis 3a: Sickness absence increases distributive justice (*restore equity*)

Hypothesis 3b: Sickness absence decreases distributive justice (*erosion*)

For procedural justice, no reversed effects are hypothesized, because we have no evidence from previous studies that productivity loss or sickness absence would increase or decrease procedural justice. We therefore examine potential reversed effects on procedural justice in an exploratory fashion.

With the ageing workforce, older employees need to work longer than before as a result of the increasing retirement age and reduced possibilities for early retirement. Therefore, it is crucial to understand how older workers can remain in the workforce in a healthy and productive manner. The current study specifically examined the longitudinal relationships between organizational justice, productivity loss, and sickness absence among older employees in an attempt to support them and their organizations to remain productive for longer.

Method

Study Design and Sample

The Study on Transitions in Employment, Ability and Motivation (STREAM) is a Dutch prospective cohort study of employed persons, self-employed persons, and nonworking persons aged 45 to 64 years. STREAM measurements were carried out in October and November of 2010, 2011, 2012, and 2013 with online questionnaires among an existing Intomart GfK internet panel. The online questionnaire contained questions on many topics, such as demographics, lifestyle, occupation (branch of industry, occupation, working hours), working conditions, sickness absence, psychological well-being and work satisfaction, and organizational culture.

At the time of the current study, data from the first three waves were available. At the baseline measurement in 2010, 12,055 employees completed their questionnaires, a response rate of 70 %. Of these employees at baseline, 9933 (82.4 %) participated in the second wave in 2011, 9632 (79.9 %) participated in the third wave in 2012, and 8752 (72.6 %) participated in all three measurements. In the present study, only persons who participated in all three measurements and who were employee at all three measurements were included ($n = 7379$). Furthermore, only persons with complete

information on all relevant measures of the present study were included, resulting in a study sample of 7011 employees. More information on the design of STREAM can be found in Ybema et al. [23].

Measures

Organizational Justice

The measures of distributive and procedural justice by De Boer et al. [14] and Ybema and Van den Bos [13] were used in this study. A confirmative factor analysis (CFA) on all nine organizational justice items at the baseline measurement resulted in a three-factor solution (i.e., distributive justice of salary, distributive justice of appreciation, and procedural justice). Based on this CFA, scales for distributive justice of salary (Cronbach's $\alpha = 0.86$), distributive justice of appreciation (Cronbach's $\alpha = 0.88$), and procedural justice (Cronbach's $\alpha = 0.86$) were constructed.

Distributive justice of salary was measured with three items, for example “What do think of your salary when you compare your work efforts with those of your colleagues?” *Distributive justice of appreciation* was measured with three similar questions concerning the appreciation for one's work, for example “What do you think of the appreciation you get when you compare the number of tasks you have with those of your colleagues?” Answer options were as follows: 1 = *far too little salary/appreciation*, 2 = *somewhat too little*, 3 = *exactly right*, 4 = *somewhat too much*, and 5 = *far too much salary/appreciation*. As in previous research with similar measures [7, 13, 14], these answers were recoded to get a valid scale for both forms of distributive justice (1 = *far too little/far too much*, 2 = *somewhat too little/somewhat too much*, and 3 = *exactly right*) and were averaged to obtain scale scores. This means that these scales for distributive justice treat both over-benefit and under-benefit as forms of distributive injustice, although, in line with previous studies [7, 13], over-benefit was found less often than under-benefit.

Procedural justice was measured with three items that were primarily concerned with structural aspects of procedural justice [14]. The items were “The opinion of employees is taken into account,” “All employees are treated in a similar way,” and “Complaints of employees are taken seriously,” with answers ranging from 1 = *fully disagree* to 5 = *fully agree*. These items were averaged to obtain a scale score for procedural justice.

Productivity Loss

Productivity loss was measured with the single question: “How much work have you done in the last 4 weeks compared to normal?”. It was explained that only the days someone had worked in the last 4 weeks should be taken into account. The

answers were measured on a scale ranging from 1 = *much less than normal*, through 6 = *as much as normal*, to 11 = *much more than normal*. As we were interested in productivity loss, the scale was recoded to a scale of 0 to 5. A score of 0 was allocated to individuals who had done a normal amount of work or had done more work than normal, and a score of 5 for those who had done much less work than normal. This measure was adapted from the QQ scale for productivity loss [24], which exclusively measures doing *less* work than normal. With our recode, we more or less return to the original QQ-scale.

Sickness Absence

Sickness absence was measured with a single question on how many days participants had been absent from work due to illness in the past 12 months, counting only days on which they usually worked. Based on the number of days a week participants indicated that they usually worked (also assessed in the questionnaire), this was recoded into an individual sickness absence percentage. This measure ranged from 0 % (no absence) to 100 % (absent all year).

Analyses

The data were analyzed using SPSS for Windows and with the packages PRELIS 2 [25] and LISREL 8 [26]. In the SPSS analyses, changes over time in the variables of study were examined using analysis of variance for repeated measures. PRELIS was used for data screening and for the construction of covariance matrices that were used in LISREL. In the LISREL analyses, six nested models of the longitudinal relationships between organizational justice and productivity loss and sickness absence were tested, using a robust maximum likelihood (RML) method [27]. In RML, the standard errors of the parameter estimates are corrected for nonnormal distributions by using the asymptotic covariance matrix. Especially, the productivity loss and sickness absence measures were highly skewed and had a high kurtosis.

The constructs were all analyzed as observed variables, leading to a path model rather than a structural equation model with latent variables. Figure 1 presents the longitudinal paths tested between the five endogenous variables: distributive justice of salary, distributive justice of appreciation, procedural justice, productivity loss, and sickness absence. Exogenous variables, i.e., gender, age, and education, were included in all models in order to explore how they related to organizational justice, productivity loss, and sickness absence and in order to control for potential confounding effects.

In the null model (M0), all exogenous and endogenous variables were considered as independent variables with no interrelationships. In M1, only the longitudinal paths of each endogenous variable on the same variable at the next

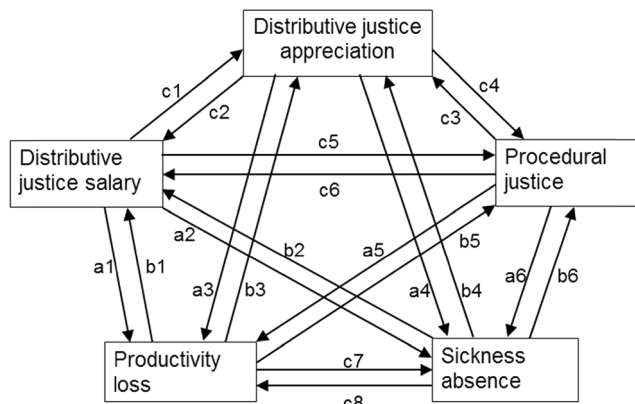


Fig. 1 The pattern of longitudinal relationships between organizational justice, productivity loss, and sickness absence

measurements are estimated, which provides for information on the stability of the measures through time. In M2, in addition to the relationships in M1, the exploratory longitudinal relationships among the three organizational justice measures (paths c1 to c6) and among productivity loss and sickness absence (paths c7 and c8) were estimated. However, the longitudinal relationships between distributive and procedural justice on the one hand and productivity loss and sickness absence on the other hand (paths a1 to a6 and b1 to b6) were constrained to be zero in this model. In the normal causation model M3, six additional longitudinal relationships were estimated, those from the three organizational justice measures to productivity loss and sickness absence a year later (paths a1 to a6), whereas the reversed effects (b1 to b6) were constrained to be zero. Model M3 tests the effects of organizational justice on productivity loss and sickness absence (Research Question 1). In the reversed causation model M4, instead the six longitudinal relationships from productivity loss and sickness absence to the three organizational justice measures a year later were estimated (paths b1 to b6), whereas the normal causation paths (a1 to a6) were constrained to be zero. This model M4 tests the reversed effects of productivity loss and sickness absence on organizational justice (Research Question 2). In the reciprocal model M5, all longitudinal paths in Fig. 1 were estimated, thus including both the longitudinal effects of justice on productivity loss and sickness absence (a1 to a6; normal causation) and the longitudinal effects of productivity loss and absence on justice (b1 to b6; reversed causation).

In the models M1 to M5, the cross-sectional covariances (ψ) within each measurement between distributive justice, procedural justice, productivity loss, and sickness absence were estimated and were constrained to be equal in all measurements. It has to be noted that these cross-sectional covariances are residual covariances which are corrected for the influence of the longitudinal relationships (stability over time and influence of other predictors). In addition, comparable longitudinal effects (β) from T2 to T3 were constrained to

be equal to those of T1 to T2. Finally, the effects of the demographic variables on all variables in the model (γ) were constrained to be equal in all measurements. This was done because the cross-sectional and longitudinal paths that were constrained to be equal should be regarded as replications. There were no methodological or theoretical reasons why these parameters should be different. Moreover, these equality constraints resulted in a parsimonious model.

For evaluating the fit of the models, the Satorra Bentler chi-square for nonnormal distributions (χ^2), the comparative fit index (CFI), the root mean square error of approximation (RMSEA) and the standardized root mean square residual (SRMR) were used. Values of 0.95 and above for CFI and values of 0.08 and below for RMSEA and SRMR indicate a good fit of the model [28].

Results

Descriptive Statistics and Change Over Time

In Table 1, the descriptive statistics for all variables in this study are presented. Of the 7011 respondents, 44 % were female and 56 % were male, with a mean age of 54 years at the first wave. The three measures of organizational justice were moderately high at all three waves. Most respondents had not experienced productivity loss in the last 4 weeks (93 %). The average sickness absence percentage was 4.6 % (SD = 13.4), which is slightly lower than sickness absence in the Dutch population of employees aged 45 to 64 years [29], and corresponds to approximately two working weeks lost per year. In each measurement, more than half of the respondents (54 %) had not been absent due to sickness in the last 12 months.

Analyses of variance for repeated measures showed that distributive justice of salary was somewhat lower at the second measurement than at the first and third measurements, $F(2, 7009) = 9.0, p < 0.001$, distributive justice of appreciation did not change, $F(2, 7009) = 2.5, ns$, procedural justice lowered over time, $F(2, 7009) = 23.0, p < 0.001$, productivity loss was higher at the last measurement than at the first two measurements, $F(2, 7009) = 6.4, p < 0.01$, and sickness absence did not change significantly during the three waves, $F(2, 7009) = 0.9, ns$.

Model Fit

In LISREL, six nested models were tested (see “Method” for details) to examine the cross-sectional and longitudinal relationships between organizational justice, productivity loss, and sickness absence. The fit of these six models are presented and compared in Table 2.

Table 1 Descriptive statistics

	T1		T2		T3	
	%/M	SD	M	SD	M	SD
Gender (% female)	44 %					
Age (years)	53.59	5.14				
Education						
1 low	26 %					
2 moderate	39 %					
3 high	35 %					
Distributive justice salary (1–3)	2.42	0.59	2.40	0.61	2.42	0.60
Distributive justice appreciation (1–3)	2.55	0.56	2.54	0.58	2.54	0.58
Procedural justice (1–5)	3.29	0.82	3.25	0.83	3.23	0.83
Productivity loss (0–5)	0.20	0.85	0.20	0.85	0.24	0.94
Sickness absence (%)	4.43	12.65	4.61	13.67	4.70	13.79

Listwise deletion of missing values, *N* = 7011

The Satorra Bentler chi-square was significant for all tested models, but the other fit indices show that the latter four models (M2, M3, M4, and M5) had an acceptable fit. Nevertheless, the comparison of these four models shows that the normal causation model M3 had a much better fit than the exploratory relations model M2, and that the reversed causation model M4 also had a somewhat better fit than M2. Moreover, the reciprocal causation model M5 had a better fit than all three less inclusive models. Therefore, the longitudinal paths from the reciprocal causation model are discussed below. Figure 2 presents the longitudinal relationships in the final model M5. The (averaged) standardized parameters are given in Fig. 2 because they are easier to interpret, although the equality constraints concerned the unstandardized parameters, as is recommended in such models [26].

Exploratory Longitudinal Paths

Figure 2 shows that distributive justice of salary was reciprocally related to distributive justice of appreciation ($\beta = 0.12, p < 0.001$, both ways). Both forms of distributive justice strengthened each other over time. A similar reciprocal longitudinal pattern was found for distributive justice of appreciation and procedural justice. In this longitudinal relationship, procedural justice enhanced distributive justice of appreciation a year later ($\beta = 0.14, p < 0.001$) to a stronger extent than the reversed effect of distributive justice of appreciation on procedural justice ($\beta = 0.06, p < 0.001$). There were no direct longitudinal relationships between procedural justice and distributive justice of salary.

The longitudinal relationship between productivity loss and sickness absence also showed a reciprocal pattern, in

Table 2 LISREL model test and fit indices

		Sattora Bentler χ^2	<i>df</i>	<i>p</i> value	CFI	RMSEA	SRMR
M0	Null model	17,734	153	0.000	0.00	0.130	0.200
M1	Stability	1430	115	0.000	0.92	0.040	0.083
M2	Exploratory relations	669	107	0.000	0.96	0.027	0.055
M3	Normal causality	634	101	0.000	0.97	0.027	0.053
M4	Reversed causality	654	101	0.000	0.97	0.028	0.055
M5	Reciprocal model	620	95	0.000	0.97	0.028	0.052
		$\Delta\chi^2$		<i>p</i> <			
M3 vs M2	Normal causality	35	6	0.001			
M4 vs M2	Reversed causality	15	6	0.05			
M5 vs M2	Reciprocal model	49	12	0.001			
M5 vs M3	Reciprocal vs normal	14	6	0.05			
M5 vs M4	Reciprocal vs reversed	34	6	0.001			

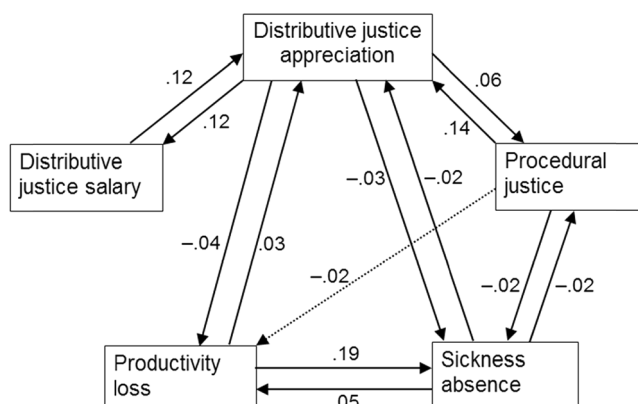


Fig. 2 The longitudinal relationships between organizational justice, productivity loss, and sickness absence in the reciprocal model (M5), with standardized coefficients; *solid lines* are significant at $p < 0.05$, two-sided; *dashed line* is significant at $p < 0.05$, one-sided

which sickness absence increased productivity loss in the following year ($\beta = 0.05$, $p < 0.01$). However, the reversed effect was stronger: productivity loss substantially increased sickness absence in the following year ($\beta = 0.19$, $p < 0.001$).

Organizational Justice and Productivity Loss

Hypothesis 1a stated that organizational justice would lower productivity loss. Figure 2 shows that distributive justice of salary was not related to lower productivity loss ($\beta = 0.02$, *ns*). However, as predicted, both distributive justice of appreciation ($\beta = -0.04$, $p < 0.01$) and procedural justice ($\beta = -0.02$, $p < 0.05$, one-sided) contributed to lower productivity loss a year later.

No reversed longitudinal effects of productivity loss on distributive justice of salary ($\beta = 0.02$, *ns*) nor on procedural justice were found ($\beta = 0.00$, *ns*). However, productivity loss increased distributive justice of appreciation ($\beta = 0.03$, $p < 0.05$) a year later, which is in line with hypothesis 2a (*restore equity*).

The reciprocal relationships between productivity loss and distributive justice of appreciation are presented in more detail in Fig. 3a. The longitudinal patterns show that—in line with hypothesis 1a—distributive justice of appreciation contributed to lower productivity loss after correction for productivity loss in the previous year. On the other hand—in line with hypothesis 2a—productivity loss increased distributive justice of appreciation after correction for earlier distributive justice.

Organizational Justice and Sickness Absence

Hypothesis 1b stated that organizational justice would lower sickness absence. As was the case for productivity loss, Fig. 2 shows that distributive justice of salary did not influence sickness absence ($\beta = -0.01$, *ns*). However, as predicted, both distributive justice of appreciation ($\beta = -0.03$, $p < 0.01$) and

procedural justice ($\beta = -0.02$, $p < 0.05$) contributed to lower sickness absence a year later.

With regard to the reversed effects of sickness absence on organizational justice, no reversed longitudinal effects of sickness absence on distributive justice of salary were found ($\beta = 0.00$, *ns*). However, sickness absence lowered distributive justice of appreciation ($\beta = -0.02$, $p < 0.05$) a year later, which is in line with hypothesis 3b (*erosion*). For procedural justice, a similar reversed effect of sickness absence was found ($\beta = -0.02$, $p < 0.01$).

The reciprocal relationships between sickness absence and distributive justice of appreciation are presented in more detail in Fig. 3b. The longitudinal patterns show that—in line with hypothesis 1b—distributive justice of appreciation contributed to lower sickness absence after correction for sickness absence in the previous year. On the other hand—in line with hypothesis 3b—sickness absence reduced distributive justice of appreciation after correction for earlier distributive justice.

In Fig. 3c, the reciprocal relationships between procedural justice and sickness absence are shown. Procedural justice and distributive justice of appreciation showed identical patterns in the relationship to sickness absence: as hypothesized (hypothesis 1b), procedural justice lowered sickness absence in the following year, corrected for earlier sickness absence. Moreover, although not specifically hypothesized, sickness absence also lowered procedural justice corrected for earlier procedural justice.

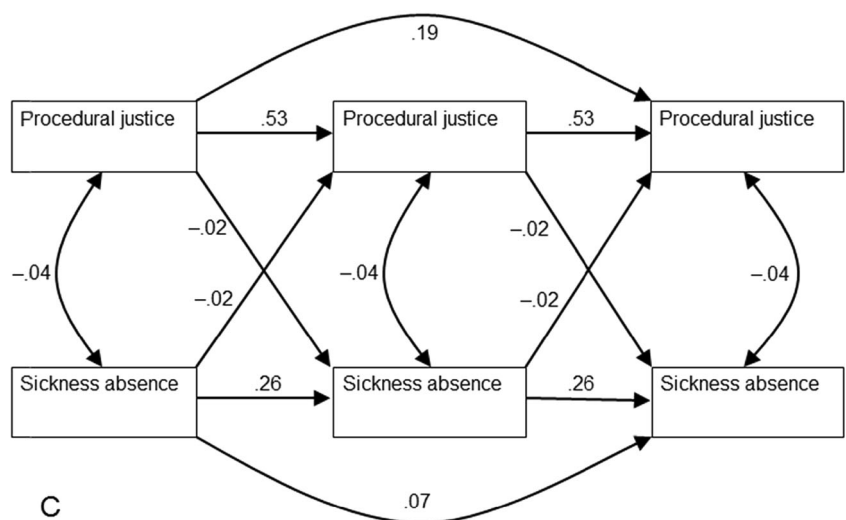
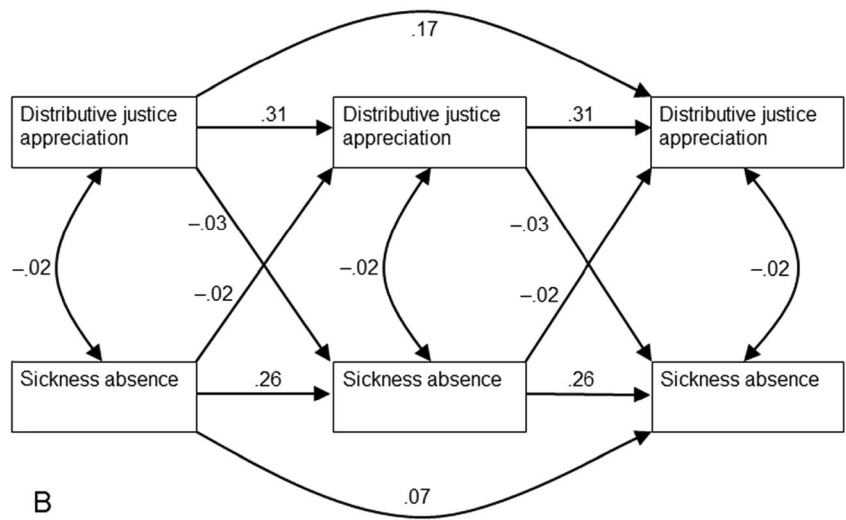
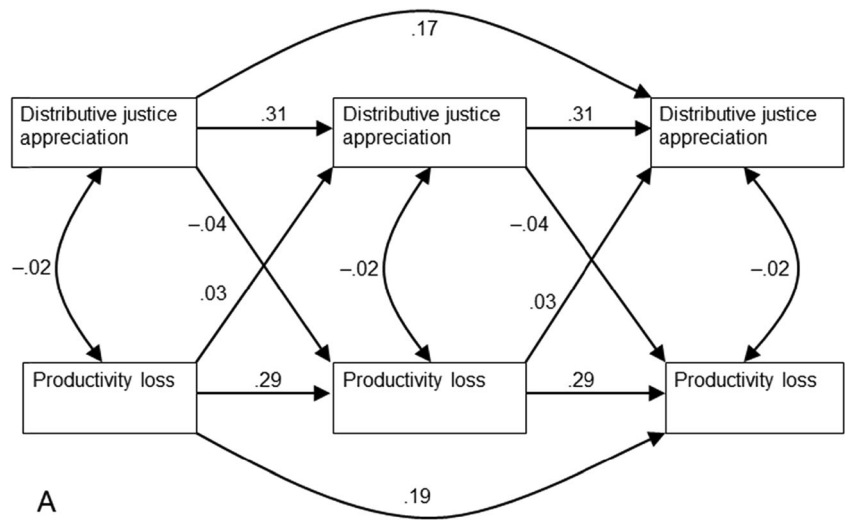
Demographic Variables

The standardized solution of the reciprocal model (M5) showed the following significant effects (gamma) of the demographic variables on organizational justice and on productivity loss and sickness absence. Women experienced higher distributive justice of both salary ($\gamma = 0.04$, $p < 0.001$) and appreciation ($\gamma = 0.05$, $p < 0.001$), but somewhat lower procedural justice ($\gamma = -0.01$, $p < 0.05$) than men. Moreover, women had more productivity loss ($\gamma = 0.03$, $p < 0.05$), and more sickness absence ($\gamma = 0.04$, $p < 0.001$) than men. Older employees experienced higher distributive justice of both salary ($\gamma = 0.03$, $p < 0.001$) and appreciation ($\gamma = 0.02$, $p < 0.001$) than younger employees. Higher educated employees experienced higher distributive justice of salary ($\gamma = 0.03$, $p < 0.01$) and higher procedural justice ($\gamma = 0.03$, $p < 0.001$) and were less absent from work ($\gamma = -0.03$, $p < 0.001$) than lower educated employees.

Discussion

In the current longitudinal study with 2 years of follow-up, the relation between organizational justice and productivity loss and sickness absence was assessed. In line with the

Fig. 3 Three extracts from the reciprocal model (M5) with cross-sectional and longitudinal paths with standardized coefficients



hypotheses, it was found that higher distributive justice of appreciation and higher procedural justice were related to lower productivity loss and lower sickness absence, when correcting for earlier productivity loss and sickness absence. This is a highly relevant result for organizations: a fair treatment of employees can prevent productivity loss and sickness absence, whereas lack of appreciation and unfair procedures may lead to productivity loss and sickness absence. These results augment earlier findings on the effects of organizational justice on depression, well-being, and sickness absence [13–16, 30–32] and more clearly show the relevance of organizational justice for older employees' functioning at work.

Our second research question concerned the reversed effects of productivity loss and sickness absence on organizational justice. There was clear evidence that productivity loss and sickness absence are predictors as well as consequences of perceived organizational justice, although the normal effects of organizational justice on productivity loss and sickness absence were stronger than the reversed effects. It was found that productivity loss *increased* distributive justice of appreciation. This pattern of results is in line with our hypothesis 2a (*restore equity*) and the withdrawal perspective: inequity leads to productivity loss which restores equity due to the reduced investments in the job. If employees find that their investments (e.g., effort, results) are not appreciated adequately, they are likely to reduce these investments by becoming less productive in order to bring their investments in line with the appreciation received. The result is that equity is restored, but at a lower productivity and appreciation level, which is harmful for the organization.

For sickness absence, the reversed effects can be even more debilitating for an organization. In line with the erosion hypothesis 3b, high sickness absence reduced both procedural justice and distributive justice of appreciation, which could indicate that relationships at work may erode as a result of (long term) sickness absence. This could lead to a vicious circle in which lower organizational justice further increases sickness absence.

An interesting question is why both withdrawal behaviors have opposite effects on experienced distributive justice of appreciation. Perhaps, sickness absence has more negative social consequences than productivity loss. When experiencing health problems, coworkers may see presenteeism as an effort to still show constructive work behavior but may regard sickness absence as unnecessary withdrawal from work [9]. As a result, the reduction in appreciation may be stronger after sickness absence than after productivity loss when present at work, and stronger than the employee thinks is fair. This means that absence does not restore equity but rather erodes appreciation from others at work.

No direct longitudinal relationships between distributive justice of salary on the one hand and productivity loss and sickness absence on the other hand were found. This means

that fairness of appreciation and procedural fairness are more important for maintaining a high productivity and reducing sickness absence than a fair salary. Moreover, additional analyses showed that in the present study an unfair salary did not increase productivity loss and sickness absence indirectly through feeling unfairly appreciated.

A number of strengths and limitations of the present study should be mentioned. The main strength is that the relationships between organizational justice, productivity loss, and sickness absence are examined in a longitudinal full panel design with three yearly measurements. This makes it possible to examine both the consequences and the antecedents of organizational justice. Although the effects of organizational justice on productivity loss and sickness absence were stronger than the reversed effects, our results indicate that productivity loss and sickness absence influence organizational justice as well. A second notable strength is the large and heterogeneous sample of older employees, which provides sufficient power for examining these longitudinal relationships.

A limitation of the study is that the longitudinal effects are small. This is in line with the more general finding that organizational fairness has only modest effects on withdrawal behaviors [4]. This means that the practical relevance of the found effects may be somewhat limited, although the vicious cycle found for sickness absence may reach substantial cumulative effects over the years. Moreover, as Zapf et al. [21] have argued, small effects are to be expected in longitudinal studies and we regard these small effects as meaningful because they are corrected for stability in the dependent variable, and for the longitudinal effects of other variables in the model, leaving relatively little systematic variance to be explained. Another reason for small effects is that the timing of measurements was not necessarily optimal for all respondents. Given that these measurements were a year apart, only generalized effects of organizational justice on sickness absence and productivity loss could be found.

A second limitation is that we used self-report measures of sickness absence and productivity loss. For sickness absence, there is evidence that self-reported absence is strongly correlated with registered absence, although employees may underestimate the number of absence days [33]. This means that self-reported sickness absence generally leads to valid conclusions in survey research. For productivity loss, future research should examine how individuals' own perceptions of productivity loss correspond to the perception of their supervisors or colleagues.

Another limitation lies in our measures for organizational justice. Although we believe that our measures are highly valid, they differ from more often used measures, such as the Colquitt scale [34]. Our study focused on distributive and procedural justice and did not include a measure of interactional or informational justice [35]. However, our measures of procedural justice and distributive justice of appreciation

both convey information about the quality of the relationship with the supervisor, i.e., interactional justice [7, 8]. Our measures of distributive justice of salary and appreciation were strongly related over time and enhanced each other, as was the case for distributive justice of appreciation and procedural justice. This strengthens the idea that there may be a single common (second order) factor of organizational justice that underlies most of its effects [36], which is the feeling of being fairly treated [8]. Adding a measure of interactional justice would probably be superfluous and would further increase the overlap between the justice measures.

We chose our measures of distributive justice mainly because we wanted to stay close to the original conceptualization of distributive justice in comparison to coworkers [5], including both under-benefit and over-benefit, rather than the more general fairness of outcomes that is often measured [35]. Nevertheless, we did not differentiate between over-benefit (receiving too much appreciation or salary) and under-benefit (receiving too little) in the present study. This is in line with equity theory, which predicts that both over-benefit and under-benefit may have negative consequences [5]. However, at work, perceiving under-benefit is more likely and probably has more negative consequences than perceiving over-benefit [37]. Additional analyses showed that in our study under-benefit was indeed more prevalent than over-benefit and that under-benefit had stronger relationships with productivity loss and sickness absence.

The present study specifically focuses on productivity loss and sickness absence of employees aged 45 years and older. This is a very relevant group of employees given the recent necessity to remain working until a higher age. However, it remains an empirical question whether the relationships shown in this study will be similar or different among younger employees. We believe that fair treatment will be important for employees at all ages, although the specific responses to different kinds of injustice may differ for younger and older employees. For example, younger employees may be more likely to change jobs in the face of injustice, whereas older employees may be more likely to retire early [38]. Future research should include both older and younger employees and compare their responses to organizational justice.

We conclude that there is strong evidence from past research [4, 13] that organizations can increase the health and well-being of their personnel by investing in organizational justice. The present study suggests that organizations may also reduce productivity loss and sickness absence among their older employees by such investments. A fair treatment that takes the interests of employees into account and a fair appreciation that is in line with the investments and results of employees are important for a motivated and productive workforce. Organizations are therefore likely to benefit economically from investments in a just organizational climate.

Acknowledgments This study was conducted with financial support from the Dutch Ministry of Social Affairs and Employment.

Compliance with Ethical Standards The Medical Ethical Committee of the VU University Medical Center (Amsterdam) declared that the Medical Research Involving Human Subjects Act (abbreviation in Dutch: WMO) does not apply to the STREAM study and had no objection to the execution of this research. In the information that accompanied the online questionnaire, it was emphasized that privacy would be guaranteed and that all data would be treated confidentially and stored in secured computer systems. All procedures performed in this study were in accordance with the ethical standards of the institutional and/or national research committee and with the 1964 Helsinki declaration and its later amendments or comparable ethical standards.

Conflict of Interest The authors declare that they have no conflicts of interest.

Open Access This article is distributed under the terms of the Creative Commons Attribution 4.0 International License (<http://creativecommons.org/licenses/by/4.0/>), which permits unrestricted use, distribution, and reproduction in any medium, provided you give appropriate credit to the original author(s) and the source, provide a link to the Creative Commons license, and indicate if changes were made.

References

- Bal PM, de Lange AH, Ybema JF, et al. Age and trust as moderators in the relation between procedural justice and turnover: a large-scale longitudinal study. *Appl Psychol: Int Rev.* 2011;60:66–86.
- Ndjaboué R, Brisson C, Vézina M. Organisational justice and mental health: a systematic review of prospective studies. *Occup Environ Med.* 2012;69:694–700.
- Kivimäki M, Virtanen M, Elovainio M, et al. Work stress in the etiology of coronary heart disease—a meta-analysis. *Scand J Work Environ Health.* 2006;32(6 special issue):431–42.
- Colquitt JA, Conlon DE, Wesson MJ, et al. Justice at the millennium: a meta-analytic review of 25 years of organizational justice research. *J Appl Psychol.* 2001;86:425–45.
- Adams JS. Inequity in social exchange. In: Berkowitz L, editor. *Advances in experimental social psychology*, vol. 2. New York: Academic Press; 1965. p. 267–99.
- Tyler TR, Lind EA. A relational model of authority in groups. In: Zanna MP, Colquitt JA, editors. *Advances in experimental social psychology*, vol. 25. San Diego: Academic Press; 1992. p. 115–91.
- Robbins TL, Summers TP, Muller JL, et al. Using the group-value model to explain the role of noninstrumental justice in distinguishing the effects of distributive and procedural justice. *J Occup Organ Psychol.* 2000;73:511–8.
- Van den Bos K. What is responsible for the fair process effect? In: Greenberg J, Colquitt JA, editors. *Handbook of organizational justice*. New York: Lawrence Erlbaum Associates; 2005. p. 273–300.
- Johns G. Presenteeism in the workplace: a review and research agenda. *J Organ Behav.* 2010;31:519–42.
- Devonish D, Greenidge D. The effect of organizational justice on contextual performance, counterproductive work behaviors, and task performance: investigating the moderating role of ability-based emotional intelligence. *Int J Sel Assess.* 2010;18:75–86.
- Goncalo JA, Kim SH. Distributive justice beliefs and group idea generation: does a belief in equity facilitate productivity? *J Exp Soc Psychol.* 2010;46:836–40.

12. Whitman DS, Caleo S, Carpenter NC, et al. Fairness at the collective level: a meta-analytic examination of the consequences and boundary conditions of organizational justice climate. *J Appl Psychol.* 2012;97:776–91.
13. Ybema JF, Van den Bos K. Effects of organizational justice on depressive symptoms and sickness absence: a longitudinal perspective. *Soc Sci Med.* 2010;70:1609–17.
14. De Boer EM, Bakker AB, Syroit JE, et al. Unfairness at work as a predictor of absenteeism. *J Organ Behav.* 2002;23:181–97.
15. Duijts SFA, Kant IJ, Swaen GMH, et al. A meta-analysis of observational studies identifies predictors of sickness absence. *J Clin Epidemiol.* 2007;60:1105–15.
16. Hjarsbech PU, Christensen KB, Bjorner JB, et al. A multi-wave study of organizational justice at work and long-term sickness absence among employees with depressive symptoms. *Scand J Work Environ Health.* 2014;40:176–85.
17. van den Heuvel SG, Geuskens GA, Hooftman WE, et al. Productivity loss at work; health-related and work-related factors. *J Occup Rehabil.* 2010;20:331–9.
18. Schultz AB, Edington BW. Employee health and presenteeism: a systematic review. *J Occup Rehabil.* 2007;17:547–79.
19. Conlon DE, Meyer CJ, Nowakowski JM. How does organizational justice affect performance, withdrawal, and counterproductive behavior? In: Greenberg J, Colquitt JA, editors. *Handbook of organizational justice.* New York: Lawrence Erlbaum Associates; 2005. p. 301–27.
20. De Lange AH, Taris TW, Kompier MAJ, et al. The relationships between work characteristics and mental health: examining normal, reversed and reciprocal relationships in a 4-wave study. *Work Stress.* 2004;18:149–66.
21. Zapf D, Dormann C, Frese M. Longitudinal studies in organizational stress research: a review of the literature with reference to methodological issues. *J Occup Health Psychol.* 1996;1:145–69.
22. Ybema JF, Smulders PG, Bongers PM. Antecedents and consequences of employee absenteeism: a longitudinal perspective on the role of job satisfaction and burnout. *Eur J Work Organ Psychol.* 2010;19:102–24.
23. Ybema JF, Geuskens GA, van den Heuvel SG, et al. Study on Transitions in Employment, Ability and Motivation (STREAM): the design of a four-year longitudinal cohort study among 15,118 persons aged 45 to 64 years. *Br J Med Med Res.* 2014;4:1383–99.
24. Brouwer WBF, Koopmanschap MA, Rutten FFH. Productivity losses without absence: measurement validation and empirical evidence. *Health Psychol.* 1999;48:13–27.
25. Jöreskog K, Sörbom D. *PRELIS 2: user's reference guide.* 3rd ed. Chicago: SSI; 1996.
26. Jöreskog K, Sörbom D. *LISREL 8: user's reference guide.* 2nd ed. Chicago: SSI; 1996.
27. Boomsma A, Hoogland JJ. The robustness of LISREL modeling revisited. In: Cudeck R, du Toit S, Sörbom D, editors. *Structural equation models: present and future. A Festschrift in honor of Karl Jöreskog.* Lincolnwood: Scientific Software International; 2001. p. 139–68.
28. Hu L, Bentler PM. Fit indices in covariance structure modeling: sensitivity to underparameterized model misspecification. *Psychol Methods.* 1998;3:424–53.
29. Koppes LLJ, de Vroome EMM, Mars GMJ, et al. Netherlands working conditions survey: methods and overall results. Hoofddorp: Dutch; 2012.
30. Ferrie JE, Head J, Shipley MJ, et al. Injustice at work and incidence of psychiatric morbidity: the Whitehall II study. *Occup Environ Med.* 2006;63:443–50.
31. Grynderup MB, Mors O, Hansen AM, et al. Work-unit measures of organisational justice and risk of depression—a 2-year cohort study. *Occup Environ Med.* 2013;70:380–5.
32. Kivimäki M, Vahtera J, Elovainio M, et al. Effort-reward imbalance, procedural injustice and relational injustice as psychosocial predictors of health: complementary or redundant models? *Occup Environ Med.* 2007;64:659–65.
33. Johns G. How often were you absent? A review of the use of self-reported absence data. *J Appl Psychol.* 1994;79:574–91.
34. Colquitt JA. On the dimensionality of organizational justice: a construct validation of a measure. *J Appl Psychol.* 2001;86:386–400.
35. Colquitt JA, Shaw JC. How should organizational justice be measured? In: Greenberg J, Colquitt JA, editors. *Handbook of organizational justice.* New York: Lawrence Erlbaum Associates; 2005. p. 113–52.
36. Abrose ML, Arnaud A. Are procedural justice and distributive justice conceptually distinct? In: Greenberg J, Colquitt JA, editors. *Handbook of organizational justice.* New York: Lawrence Erlbaum Associates; 2005. p. 59–84.
37. Walster E, Walster GW, Berscheid E. *Equity: theory and research.* Boston: Allyn and Bacon; 1978.
38. Munderlein M, Ybema JF, Koster F. Happily ever after? Explaining turnover and retirement intentions of older workers in the Netherlands. *Career Dev Int.* 2013;18:548–68.