

Topological Varma Superfluid in Optical Lattices

M. Di Liberto,^{1,2} A. Hemmerich,^{3,4,5} and C. Morais Smith^{1,5}

¹*Institute for Theoretical Physics, Centre for Extreme Matter and Emergent Phenomena, Utrecht University, Leuvenlaan 4, 3584CE Utrecht, The Netherlands*

²*INO-CNR BEC Center and Dipartimento di Fisica, Università di Trento, 38123 Povo, Italy*

³*Institut für Laser-Physik, Universität Hamburg, Luruper Chaussee 149 22761 Hamburg, Germany*

⁴*The Hamburg Centre for Ultrafast Imaging, Luruper Chaussee 149, 22761 Hamburg, Germany*

⁵*Wilczek Quantum Center, Zhejiang University of Technology, Hangzhou 310023, China*

(Received 22 April 2016; published 11 October 2016)

Topological states of matter are peculiar quantum phases showing different edge and bulk transport properties connected by the bulk-boundary correspondence. While noninteracting fermionic topological insulators are well established by now and have been classified according to a tenfold scheme, the possible realization of topological states for bosons has not been explored much yet. Furthermore, the role of interactions is far from being understood. Here, we show that a topological state of matter exclusively driven by interactions may occur in the p band of a Lieb optical lattice filled with ultracold bosons. The single-particle spectrum of the system displays a remarkable parabolic band-touching point, with both bands exhibiting non-negative curvature. Although the system is neither topological at the single-particle level nor for the interacting ground state, on-site interactions induce an anomalous Hall effect for the excitations, carrying a nonzero Chern number. Our work introduces an experimentally realistic strategy for the formation of interaction-driven topological states of bosons.

DOI: [10.1103/PhysRevLett.117.163001](https://doi.org/10.1103/PhysRevLett.117.163001)

Introduction.—The seminal work of Kane and Mele for graphene in the presence of a strong spin-orbit coupling [1] has opened the field of topological insulators and brought us a deeper comprehension of phenomena like the quantum Hall effect, which had been known for decades [2]. A universal classification scheme based on symmetries and dimensionality has enabled a solid basis for our understanding of noninteracting fermionic topological systems [3–6]. In contrast, interaction-driven topological states of matter have remained elusive. Topological phases were originally predicted to occur in lattice models with dominating next-nearest-neighbor interaction [7], a scenario which appears difficult to envisage in real experiments. More precise exact diagonalization [8] and density matrix renormalization group [9] calculations, however, contradicted these mean-field results.

Predictions of topological phases in Dirac-like materials exhibiting a linear dispersion suffer from the additional drawback that these systems are genuinely quantum critical: because of the zero density of states at the neutrality point, only perturbations exceeding a certain critical value are able to induce a topological phase. On the other hand, systems with a parabolic band-touching point may become topological for infinitesimal values of the interaction [10]. A paradigmatic example is Bernal-stacked bilayer graphene [11], but other cases have also been identified, and this field has attracted much interest recently [12,13].

The search for *interaction-driven* topological systems has mostly concentrated on electronic condensed matter

[7–10,13,14] or on the equivalent cold-atom fermion system [12,15,16]. Only recently, the corresponding bosonic analogs became the subject of theoretical investigations [17–21]. As for experiments, considerable progress has been achieved in realizing topological states with cold atoms (fermions or bosons) in the *noninteracting* regime. Examples range from the Su-Schrieffer-Heeger model [22] to the Harper-Hofstadter model [23,24] or the long-sought Haldane model [25]. In these systems, topological features of the bands, like a nontrivial Zak phase, Berry curvature, or Chern number, characterize the noninteracting model and interactions play only a marginal role [26–28]. In this context the intriguing question arises of how to engineer a parabolic band touching with cold atoms, because in this case topological features might emerge exclusively due to interactions. The main difficulty is that both parabolic bands must have a non-negative curvature in order to provide a band minimum, where the bosons can be condensed.

Here, we show that this scenario can be achieved by employing interacting ultracold bosons in a two-dimensional Lieb lattice, known as a model of the copper oxide planes of cuprate superconductors. The desired band touching arises between the second and third bands at the M point of the Brillouin zone. We show that with proven experimental techniques a stable Bose-Einstein condensate (BEC) can be formed at this high-symmetry point, which exhibits macroscopic angular momentum and superfluid plaquette currents, such that time-reversal symmetry is broken, but translational symmetry is preserved. This

phase, which turns out to be topologically trivial, is the bosonic analog of a phase first proposed by Varma to describe the pseudogap regime of high- T_c cuprates [29–32]. Surprisingly, when we calculate the band structure of the Bogolyubov excitations, we find that they exhibit emergent topological properties that were absent in the noninteracting system.

Optical lattice.—In contrast to previous realizations of a Lieb lattice with light-shift potentials [33], our implementation includes the necessary machinery to prepare atoms in the second Bloch band, and, hence, to include orbital degrees of freedom. The Lieb-lattice geometry, depicted in Fig. 1(a), arises if a unit cell (light blue rectangle in the left-hand image) with two classes of sites denoted \mathcal{A} and \mathcal{B} is translated via a square Bravais lattice. In order to excite atoms into the second band of this lattice using the technique demonstrated in Refs. [34,35], additional functionality (henceforth referred to as band swapping) is required, which allows one to rapidly switch the well depths of the corner sites \mathcal{A} and the bond sites \mathcal{B} . Experimentally, this may be achieved by superimposing the two potentials

$$\begin{aligned} V_1(x, y) &\equiv -V_{1,0}[\cos^2(k_1x) + \cos^2(k_1y)], \\ V_2(x, y) &= -\frac{V_{2,0}}{4} |\cos(k_2x) + \cos(k_2y)|^2, \end{aligned} \quad (1)$$

thus obtaining $V(x, y) \equiv V_1(x, y) + V_2(x, y)$. Here, $k_\nu \equiv 2\pi/\lambda_\nu$, with $\lambda_\nu, \nu \in \{1, 2\}$ denoting the wavelengths of the light fields forming $V_\nu(x, y)$ and $\lambda_1 \approx 2\lambda_2$. As illustrated in the center and right-hand images of Fig. 1(a), both potentials $V_1(x, y)$ and $V_2(x, y)$ represent simple square lattices, however, rotated with respect to each

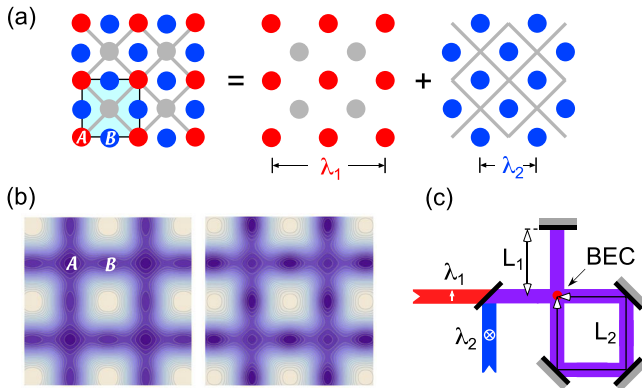


FIG. 1. (a) A face-centered square lattice (left-hand image) is obtained by superimposing the two square lattices shown in the center and the right-hand images (with $\lambda_1 \approx 2\lambda_2$). Colored disks show potential minima, gray disks or lines show maxima. (b) By varying the relative depth of the superimposed square lattices, the relative depth of the \mathcal{A} and the \mathcal{B} wells of the resulting Lieb lattice can be tuned. (c) Experimental realization of a Lieb-lattice potential with built-in band swapping functionality (see text for details).

other by 45° , and with lattice constants differing by a factor of $\sqrt{2}$. Indicating their potential minima by red and blue disks and their potential maxima by gray disks or gray lines, respectively, Fig. 1(a) immediately clarifies how their superposition yields the desired Lieb-lattice geometry. By tuning the ratio $V_{1,0}/V_{2,0}$ around unity, the \mathcal{A} wells can be tuned to be deeper than the \mathcal{B} wells or vice versa. This is shown in Fig. 1(b), where the potential is plotted for $V_{1,0}/V_{2,0} = 0.85$ and $V_{1,0}/V_{2,0} = 1.17$ on the left- and right-hand sides, respectively.

Experimentally, the required lattice is produced by the setup shown in Fig. 1(c). Two laser beams with wavelengths λ_1 and $\lambda_2 = \frac{1}{2}\lambda_1 + \delta\lambda$, both detuned to the negative side of an atomic transition with $\delta\lambda$ corresponding to a few ten MHz, are retroreflected from the same mirror. The polarization of the beam at wavelength λ_1 is adjusted to be linear within the lattice plane. Hence, no interference occurs at the crossing point, where an atomic BEC is prepared, such that the potential $V_1(x, y)$ arises. Similarly, the beam at wavelength λ_2 exhibits linear polarization perpendicular to the lattice plane, such that maximal interference at the crossing point yields the potential $V_2(x, y)$. The two potentials can be precisely positioned relative to each other (to better than a few nm) by adjusting $\delta\lambda$ and the ratio between the distances L_1 and L_2 indicated in Fig. 1(c) [36].

Theoretical model.—We consider the case when the corner sites (\mathcal{A}) are significantly deeper than the bond sites (\mathcal{B}) such that the former host p_x and p_y orbitals, while the latter host s orbitals. The low-lying s orbitals of the corner sites are neglected. The corresponding minimal tight-binding Hamiltonian reads

$$\begin{aligned} H^0 &= -t \sum_{\mathbf{r}, \alpha, \sigma} (\sigma p_{\alpha, \mathbf{r}}^\dagger s_{\mathbf{r} + \sigma \mathbf{e}_\alpha} + \text{H.c.}) \\ &\quad - t' \sum_{\mathbf{r}, \rho, \sigma} (s_{\mathbf{r} + \sigma \mathbf{e}_x}^\dagger s_{\mathbf{r} + \rho \mathbf{e}_y} + \text{H.c.}) \\ &\quad + \xi_p \sum_{\mathbf{r}, \alpha} p_{\alpha, \mathbf{r}}^\dagger p_{\alpha, \mathbf{r}} + \xi_s \sum_{\mathbf{r}, \alpha} s_{\mathbf{r} + \mathbf{e}_\alpha}^\dagger s_{\mathbf{r} + \mathbf{e}_\alpha}, \end{aligned} \quad (2)$$

where t is the nearest-neighbor hopping between s and p orbitals, t' is the next-nearest-neighbor hopping between s orbitals, and ξ_p and ξ_s are, respectively, the on-site energies for p and s orbitals [see Fig. 2(a)]. We will consider $\xi_s = 0$ in the remainder of this work. Let us define $s_{\alpha, \mathbf{r}} \equiv s_{\mathbf{r} + \mathbf{e}_\alpha}$ and introduce the vector $\Psi_{\mathbf{k}} \equiv (p_{x, \mathbf{k}}, p_{y, \mathbf{k}}, s_{x, \mathbf{k}}, s_{y, \mathbf{k}})$. In momentum space, the Hamiltonian can be written as $H^0 = \sum_{\mathbf{k}} \Psi_{\mathbf{k}}^\dagger H_{\mathbf{k}}^0 \Psi_{\mathbf{k}}$, where

$$H_{\mathbf{k}}^0 = \begin{pmatrix} \xi_p & 0 & -2it\tilde{s}_x & 0 \\ 0 & \xi_p & 0 & -2it\tilde{s}_y \\ 2it\tilde{s}_x & 0 & \xi_s & -4t'\tilde{c}_x\tilde{c}_y \\ 0 & 2it\tilde{s}_y & -4t'\tilde{c}_x\tilde{c}_y & \xi_s \end{pmatrix}. \quad (3)$$

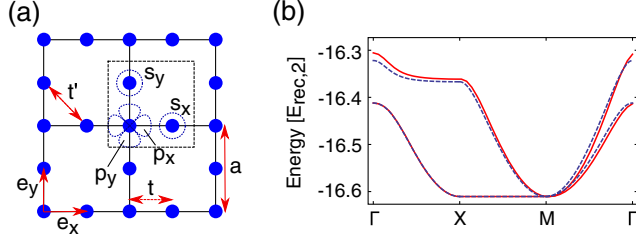


FIG. 2. (a) Tight-binding lattice model. (b) Comparison between the tight-binding band structure (dashed blue line) and the exact band structure (continuous red line) for $V_{1,0} = 10.6 E_{\text{rec},2}$ and $V_{2,0} = 9.4 E_{\text{rec},2}$. The fitting parameters $t = 0.166$, $t' = 0.011$, $\xi_p = 0.209$ and overall energy shift $E_0 = -16.367$ are given in units of the recoil energy, $E_{\text{rec},2} \equiv \hbar^2 k_2^2 / (2m)$, with m the atomic mass.

Here, we have defined $\tilde{c}_{x,y} \equiv \cos(k_{x,y}/2)$, $\tilde{s}_{x,y} \equiv \sin(k_{x,y}/2)$ and introduced units for which the lattice constant $a = 1$. At the high-symmetry points, the lowest-energy eigenvectors have the form (up to a normalization constant) $\Psi_X = (-i\epsilon, 0, 2t, 0)$, $\Psi_{X'} = (0, -i\epsilon, 0, 2t)$, $\Psi_M^{(1)} = \Psi_X$, $\Psi_M^{(2)} = \Psi_{X'}$, corresponding to the energy $\epsilon = (\xi_p - \sqrt{16t^2 + \xi_p^2})/2$. The M point is twofold degenerate.

A comparison between the band structure derived from the Hamiltonian in Eq. (2) and from the experimental potential given in Eq. (1) is shown in Fig. 2(b). The desired quadratic band touching at the high-symmetry point M of the Brillouin zone, arising from two bands with non-negative curvature, may be promptly observed upon inspection of the figure.

In the presence of contact interactions U_s and U_p for the s and p orbitals, respectively, and within the harmonic approximation, the interaction Hamiltonian can be cast in the form [37,38]

$$H_{\text{int}} = \frac{U_s}{2} \sum_{\mathbf{r}, \alpha} n_{s,\alpha,\mathbf{r}} (n_{s,\alpha,\mathbf{r}} - 1) + \frac{U_p}{2} \sum_{\mathbf{r}} \left(n_{p,\mathbf{r}}^2 - \frac{L_{z,\mathbf{r}}^2}{3} \right), \quad (4)$$

where $n_{s,\alpha,\mathbf{r}} = s_{\alpha,\mathbf{r}}^\dagger s_{\alpha,\mathbf{r}}$, $n_{p,\mathbf{r}} \equiv n_{p_x,\mathbf{r}} + n_{p_y,\mathbf{r}}$, and the angular momentum operator is given by $L_{z,\mathbf{r}} = -i(p_{x,\mathbf{r}}^\dagger p_{y,\mathbf{r}} - p_{y,\mathbf{r}}^\dagger p_{x,\mathbf{r}})$. Inspection of the Hamiltonian shows that repulsive interactions favor a ground state with finite angular momentum $\langle L_{z,\mathbf{r}} \rangle \neq 0$, thus breaking time-reversal symmetry \mathcal{T} .

Ground state.—Lattice systems exhibiting a degenerate set of minima favor condensation at the high-symmetry points, as, for instance, found for the kagome lattice [39]. Therefore, we distinguish two types of condensates, depending on whether the condensation occurs at the points $X - X'$ or at the twofold degenerate point M . This

scenario is confirmed by solving the Gross-Pitaevskii equation in imaginary time, which in addition allows us to exclude simultaneous condensation at all the three points. At the momenta corresponding to the high-symmetry points X , X' , and M , only some orbitals have a nonvanishing amplitude for the Hamiltonian in Eq. (2). These considerations lead us to propose the following ansatz for the condensate wave function:

$$\begin{aligned} \langle p_{\alpha,\mathbf{r}} \rangle &= \sqrt{\rho_p} e^{i\theta_\alpha} e^{i\mathbf{k}_\alpha \cdot \mathbf{r}}, \\ \langle s_{\alpha,\mathbf{r}} \rangle &= \sqrt{\rho_s} e^{i\phi_\alpha} e^{i\mathbf{k}_\alpha \cdot (\mathbf{r} + \mathbf{e}_\alpha)}. \end{aligned} \quad (5)$$

For the $X - X'$ condensate, one has $\mathbf{k}_X = X = (\pi, 0)$ and $\mathbf{k}_{X'} = X' = (0, \pi)$. For the M condensate, $\mathbf{k}_X = \mathbf{k}_Y = M = (\pi, \pi)$. We make a gauge choice: $\phi_Y = 0$. Minimization of the mean-field free energy determines the phases $\theta_X = \pi$, $\theta_Y = \pi/2$, $\phi_X = \pi/2$, $\phi_Y = 0$, and the mean-field free energy reads

$$E_{\text{MF}} = -8t\sqrt{\rho_p\rho_s} + 4U_p\rho_p^2/3 + U_s\rho_s^2 + 2\xi_p\rho_p. \quad (6)$$

Since the condensates break time-reversal symmetry \mathcal{T} , each solution is twofold degenerate. The time-reversal conjugate solution can be obtained by substituting $\phi_x \rightarrow -\phi_x$ and $\theta_y \rightarrow -\theta_y$.

The angular-momentum expectation value is $\langle L_{z,\mathbf{r}} \rangle = -2\rho_p(-1)^{m+n}$ in the $X - X'$ phase and $\langle L_{z,\mathbf{r}} \rangle = -2\rho_p$ in the M phase, where m and n are integers corresponding to $\mathbf{r} = (m, n)$. Hence, the overall angular momentum vanishes for the $X - X'$ phase but not for the M phase. The $X - X'$ condensate breaks the translational symmetry of the Bravais lattice, whereas the M condensate does not (see Fig. 3). Phase gradients induce superfluid currents. The bond-current operator is defined as $J_{ij}^{\mu\nu} = -it_{ij}(b_{\mu,i}^\dagger b_{\nu,j} - b_{\nu,j}^\dagger b_{\mu,i})$, where $b_{\mu,i}^\dagger$ is the creation operator for a boson at site i and flavor or orbital μ and t_{ij} is the hopping amplitude between sites i and j . There are currents only along the $s - s$ bonds with amplitude $|J^{ss}| = 2t'\rho_s$.

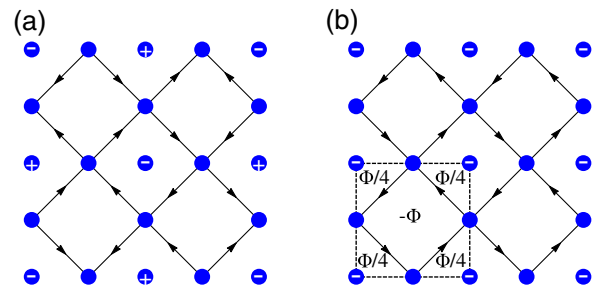


FIG. 3. (a) $X - X'$ condensate: A pattern of staggered angular momenta and currents arises. (b) M condensate: Angular momenta are rectified and currents form loops in the elementary plaquettes (dashed line).

The ground states may possess nontrivial topological properties, such as a Hall response. The calculation of the transverse (Hall) conductivity σ_{xy} revealed that this is not the case (see Refs. [17,40,41] for more details). However, as we shall discuss below, topological properties arise for the excitations of the M condensate.

Corrections to the ground state mean-field energy given by the zero-point fluctuations of the Bogolyubov modes have also been investigated following the procedure outlined in Ref. [39], and we found that the M condensate has a larger energy compared to the $X - X'$ condensate, of the order of 1 pK [41]. This small value makes us confident that a metastable M condensate could be experimentally realizable. Nevertheless, the precise estimation of the condensate lifetime is a highly nontrivial problem, which we defer to future investigations.

Excitations and topology.—The quadratic band touching appearing at the M point in the noninteracting spectrum is protected by inversion and time-reversal symmetry, and it exhibits a 2π Berry flux [10,12,41]. Upon condensation, the band degeneracy is lifted because the $U(1)$ symmetry breaking requires the existence of only one gapless mode, according to Goldstone's theorem. Therefore, the band splitting appearing for the excitations and the further breaking of time-reversal symmetry can allow for a nonvanishing Berry curvature and Chern number.

Within the Bogolyubov approximation, the Hamiltonian can be written as $H = H^0 + H^{\text{int}} \approx E_{\text{MF}} + H^{\text{Bog}}$, with $H^{\text{Bog}} = \frac{1}{2} \sum_{\mathbf{k}} \delta\psi_{\mathbf{k}}^\dagger H_{\mathbf{k}}^{\text{Bog}} \delta\psi_{\mathbf{k}}$, where we have introduced the Nambu spinor $\delta\psi_{\mathbf{k}} = (\delta p_{x,\mathbf{k}}, \delta p_{y,\mathbf{k}}, \delta s_{x,\mathbf{k}}, \delta s_{y,\mathbf{k}}, \delta p_{x,-\mathbf{k}}^\dagger, \delta p_{y,-\mathbf{k}}^\dagger, \delta s_{x,-\mathbf{k}}^\dagger, \delta s_{y,-\mathbf{k}}^\dagger)$.

The Bogolyubov Hamiltonian for the M condensate reads

$$H_{\mathbf{k}}^{\text{Bog}} = \begin{pmatrix} H_{\mathbf{k}}^0 + H^1 & \Delta \\ \Delta^* & [H_{-\mathbf{k}}^0 + H^1]^* \end{pmatrix}, \quad (7)$$

where $H_{\mathbf{k}}^0$ was defined in Eq. (3), $H^1 = \frac{8}{3} U \text{diag}(\rho_p, \rho_p, \rho_s, \rho_s) - \mu \mathbb{1}_{4 \times 4}$,

$$\Delta = \begin{pmatrix} \frac{2}{3} U \rho_p & -\frac{2}{3} i U \rho_p & 0 & 0 \\ -\frac{2}{3} i U \rho_p & -\frac{2}{3} U \rho_p & 0 & 0 \\ 0 & 0 & \frac{4}{3} U \rho_s & 0 \\ 0 & 0 & 0 & -\frac{4}{3} U \rho_s \end{pmatrix}, \quad (8)$$

and we have introduced the chemical potential μ and defined $U \equiv U_p = \frac{3}{4} U_s$ within the harmonic approximation (see Ref. [38]).

The excitation spectrum is obtained by solving the eigenvalue problem $\tau_z H_{\mathbf{k}}^{\text{Bog}} W_{\mathbf{k}}^i = \omega_{\mathbf{k}}^i W_{\mathbf{k}}^i$, where $\tau_z = \sigma_z \otimes \mathbb{1}_{4 \times 4}$. The normalization of the eigenvectors is

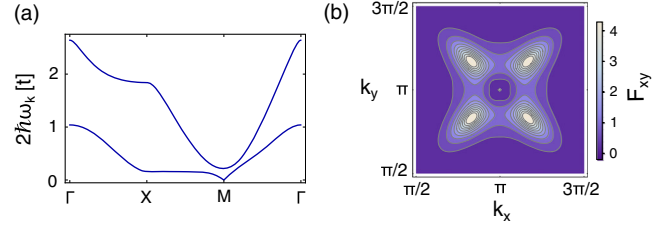


FIG. 4. (a) Bogolyubov spectrum. Parameters are chosen in units where $t = 1$: $t' = 0.2$, $\xi_p = 1.5$, $U = 0.005$. Numerical minimization of the mean-field free energy under the constraint $\rho_s + \rho_p = 100$ yields $\mu = -1.01882$, $\rho_p U = 0.1730$, and $\rho_s U = 0.3269$. (b) Berry curvature F_{xy} of the lowest branch of the Bogolyubov spectrum. The white spot at $M = (\pi, \pi)$ indicates that the Berry curvature is not calculated at this point, since this is the momentum at which condensation occurs.

such that $W_{\mathbf{k}}^\dagger \tau_z W_{\mathbf{k}} = \tau_z$ and $W_{\mathbf{k}} \tau_z W_{\mathbf{k}}^\dagger = \tau_z$, with $W_{\mathbf{k}}$ being the matrix having the eigenvectors $W_{\mathbf{k}}^i$ in its columns.

The excitation spectrum for the M condensate is shown in Fig. 4(a). Notice that the lowest branch of the spectrum became nondegenerate, as a consequence of the $U(1)$ symmetry breaking. This allows us to calculate the associated Chern number generalized for Bogolyubov Hamiltonians [42], $c_n = (1/2\pi) \int d\mathbf{k} F_{xy}(\mathbf{k})$, where the Berry curvature $F_{xy}(\mathbf{k})$ reads

$$F_{xy}(\mathbf{k}) = \partial_{k_x} A_y(\mathbf{k}) - \partial_{k_y} A_x(\mathbf{k}), \quad (9)$$

$$A_\alpha = -i \langle W_{\mathbf{k}}^i | \tau_z \partial_{k_\alpha} | W_{\mathbf{k}}^i \rangle.$$

We numerically calculated the Chern number using the procedure described in Ref. [43] and we found $c_n = 1$ for the lowest branch of the spectrum. The Berry curvature for this branch is shown in Fig. 4(b). The nonvanishing k -space profile of the Berry curvature is analogous to the one of a free particle with a quadratic band-touching point with an explicit time-reversal symmetry breaking [41]. The fundamental difference is that the time-reversal symmetry breaking here is emergent and driven by interactions.

Conclusions.—Our results provide a novel paradigm to realize topological phases of weakly interacting bosons. By combining the condensation of atoms at a quadratic band-touching point with the spontaneous time-reversal symmetry breaking induced by the interactions, one can generate a superfluid with topological excitations. These topological excitations are nontrivial bogolons, but they are still described in terms of a single-particle Fock space [44]. This is in contrast to purely many-body wave functions with topological properties that lie outside the Altland-Zirnbauer classification, as discussed in Ref. [45]. The effect of interactions on the low-lying excitations is nevertheless crucial for spontaneously generating the topological properties, which are otherwise absent in the noninteracting regime.

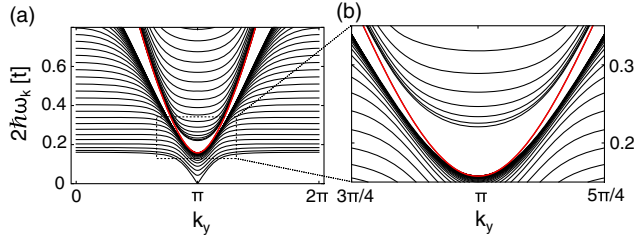


FIG. 5. (a) Bogolyubov spectrum in a cylindrical geometry with periodic boundary conditions along the y direction and 36 unit cells along the x direction. The red continuous line indicates the edge-state dispersion. Parameters are chosen as in Fig. 4. (b) Expanded view on the region marked by the dashed box in (a).

According to the topological classification [5], this model belongs to class D: time-reversal symmetry is broken and particle-hole symmetry is intrinsically present in the Bogolyubov description. Indeed, particle-hole symmetry is represented by the operator $\mathcal{C} = \tau_x \mathcal{K}$, where $\tau_x = \sigma_x \otimes \mathbb{1}_{4 \times 4}$ and \mathcal{K} is the complex conjugation operator, acting as $\mathcal{C} \tau_z H_{\mathbf{k}}^{\text{Bog}} \mathcal{C}^\dagger = -\tau_z H_{-\mathbf{k}}^{\text{Bog}}$, with $\mathcal{C}^2 = 1$. A realization of a similar class in bosonic systems has been recently proposed for a kagome lattice of photonic crystals, where a pairing term that breaks $U(1)$ and time-reversal symmetry is introduced by light squeezing [46].

In our model, instead, interactions induce the symmetry-breaking mechanism that generates the topological features of the excitations. In particular, the nonvanishing Berry curvature characterizes an anomalous Hall effect for the excitations and affects the collective modes of the gas [47,48]. It may be directly observed with the interferometric techniques demonstrated in Refs. [22,25,49–51], while the excitation spectra could be measured by momentum-resolved Bragg spectroscopy [52].

By diagonalizing the spectrum in a cylindrical geometry, we found the existence of excitations localized at the two edges of the cylinder, as expected from the bulk-boundary correspondence [see red line in Figs. 5(a) and 5(b)]. The observation of these finite-size effects could be implemented by using an optical box trap cutting the system along the symmetry axes [53]. The absence of an overall true gap would compromise the detection of the edge states in the presence of disorder, which, however, should not be a problem in the light-shift potential of an optical lattice, since these systems are inherently clean.

Finally, we want to recall that the ground state of the model investigated here bears strong similarities with the Varma phase, first proposed for describing the pseudogap regime of high- T_c superconductors [29–32]. Our findings also open possibilities for new exotic states of bosons in the strongly interacting regime [18], where an insulating Mott phase would be characterized by a gap and may also possess topological features [28,54].

This work was partially supported by the Netherlands Organization for Scientific Research (NWO), by the

German Research Foundation DFG-SFB 925, by the Hamburg centre of ultrafast imaging (CUI), by Provincia Autonoma di Trento, and by the EU-FET Proactive grant AQuS, Project No. 640800. A. H. and C. M. S acknowledge support by NSF-PHY-1066293 and the hospitality of the Aspen Center for Physics. We are grateful to C. Varma, J. Armatitis, L. Santos, N. Cooper, V. Juričić, Zi Cai, C. Ortix, H. Price, and T. Ozawa for useful discussions. We especially thank N. Lindner for very insightful suggestions and a critical reading of the manuscript.

- [1] C. L. Kane and E. J. Mele, *Phys. Rev. Lett.* **95**, 226801 (2005).
- [2] K. von Klitzing, G. Dorda, and M. Pepper, *Phys. Rev. Lett.* **45**, 494 (1980).
- [3] A. Altland and M. R. Zirnbauer, *Phys. Rev. B* **55**, 1142 (1997).
- [4] S. Ryu, A. P. Schnyder, A. Furusaki, and A. W. W. Ludwig, *New J. Phys.* **12**, 065010 (2010).
- [5] M. Z. Hasan and C. L. Kane, *Rev. Mod. Phys.* **82**, 3045 (2010).
- [6] D. Xiao, M.-C. Chang, and Q. Niu, *Rev. Mod. Phys.* **82**, 1959 (2010).
- [7] S. Raghu, X.-L. Qi, C. Honerkamp, and S.-C. Zhang, *Phys. Rev. Lett.* **100**, 156401 (2008).
- [8] M. Daghofer and M. Hohenadler, *Phys. Rev. B* **89**, 035103 (2014).
- [9] J. Motruk, A. G. Grushin, F. de Juan, and F. Pollmann, *Phys. Rev. B* **92**, 085147 (2015).
- [10] K. Sun, H. Yao, E. Fradkin, and S. A. Kivelson, *Phys. Rev. Lett.* **103**, 046811 (2009).
- [11] E. McCann and V. I. Fal'ko, *Phys. Rev. Lett.* **96**, 086805 (2006).
- [12] K. Sun, W. V. Liu, A. Hemmerich, and S. Das Sarma, *Nat. Phys.* **8**, 67 (2012).
- [13] G. Giovannetti, M. Capone, J. van den Brink, and C. Ortix, *Phys. Rev. B* **91**, 121417 (2015).
- [14] E. C. Marino, L. O. Nascimento, V. S. Alves, and C. M. Smith, *Phys. Rev. X* **5**, 011040 (2015).
- [15] A. Dauphin, M. Müller, and M. A. Martin-Delgado, *Phys. Rev. A* **86**, 053618 (2012).
- [16] A. Dauphin, M. Müller, and M. A. Martin-Delgado, *Phys. Rev. A* **93**, 043611 (2016).
- [17] S. D. Huber and N. H. Lindner, *Proc. Natl. Acad. Sci. U.S.A.* **108**, 19925 (2011).
- [18] X. Chen, Z.-C. Gu, Z.-X. Liu, and X.-G. Wen, *Science* **338**, 1604 (2012).
- [19] T. Senthil and M. Levin, *Phys. Rev. Lett.* **110**, 046801 (2013).
- [20] Z.-F. Xu, L. You, A. Hemmerich, and W. V. Liu, *Phys. Rev. Lett.* **117**, 085301 (2016).
- [21] W. Zhu, S. S. Gong, and D. N. Sheng, *Phys. Rev. B* **94**, 035129 (2016).
- [22] M. Atala, M. Aidelsburger, J. T. Barreiro, D. Abanin, T. Kitagawa, E. Demler, and I. Bloch, *Nat. Phys.* **9**, 795 (2013).
- [23] M. Aidelsburger, M. Atala, M. Lohse, J. T. Barreiro, B. Paredes, and I. Bloch, *Phys. Rev. Lett.* **111**, 185301 (2013).

- [24] H. Miyake, G. A. Siviloglou, C. J. Kennedy, W. C. Burton, and W. Ketterle, *Phys. Rev. Lett.* **111**, 185302 (2013).
- [25] G. Jotzu, M. Messer, R. Desbuquois, M. Lebrat, T. Uehlinger, D. Greif, and T. Esslinger, *Nature (London)* **515**, 237 (2014).
- [26] G. Engelhardt and T. Brandes, *Phys. Rev. A* **91**, 053621 (2015).
- [27] Y. Li, P. Sengupta, G. G. Batrouni, C. Miniatura, and B. Grémaud, *Phys. Rev. A* **92**, 043605 (2015).
- [28] I. Vasić, A. Petrescu, K. Le Hur, and W. Hofstetter, *Phys. Rev. B* **91**, 094502 (2015).
- [29] C. M. Varma, *Phys. Rev. B* **55**, 14554 (1997).
- [30] C. M. Varma, *Phys. Rev. Lett.* **83**, 3538 (1999).
- [31] C. M. Varma, *Phys. Rev. B* **73**, 155113 (2006).
- [32] Y. He, J. Moore, and C. M. Varma, *Phys. Rev. B* **85**, 155106 (2012).
- [33] S. Taie, H. Ozawa, T. Ichinose, T. Nishio, S. Nakajima, and Y. Takahashi, *Sci. Adv.* **1**, e1500854 (2015).
- [34] G. Wirth, M. Ölschläger, and A. Hemmerich, *Nat. Phys.* **7**, 147 (2011).
- [35] M. Ölschläger, T. Kock, G. Wirth, A. Ewerbeck, C. Morais Smith, and A. Hemmerich, *New J. Phys.* **15**, 083041 (2013).
- [36] V. Elman and A. Hemmerich, *Phys. Rev. A* **72**, 043410 (2005).
- [37] I. Bloch, J. Dalibard, and W. Zwerger, *Rev. Mod. Phys.* **80**, 885 (2008).
- [38] W. V. Liu and C. Wu, *Phys. Rev. A* **74**, 013607 (2006).
- [39] Y.-Z. You, Z. Chen, X.-Q. Sun, and H. Zhai, *Phys. Rev. Lett.* **109**, 265302 (2012).
- [40] J. E. Avron and R. Seiler, *Phys. Rev. Lett.* **54**, 259 (1985).
- [41] See Supplemental Material at <http://link.aps.org/supplemental/10.1103/PhysRevLett.117.163001> for further information.
- [42] R. Shindou, R. Matsumoto, S. Murakami, and J.-i. Ohe, *Phys. Rev. B* **87**, 174427 (2013).
- [43] T. Fukui, Y. Hatsugai, and H. Suzuki, *J. Phys. Soc. Jpn.* **74**, 1674 (2005).
- [44] A. L. Fetter and J. D. Walecka, *Quantum Theory of Many-Particle Systems* (Dover Publications, New York, 2003).
- [45] L. Fidkowski and A. Kitaev, *Phys. Rev. B* **81**, 134509 (2010).
- [46] V. Peano, M. Houde, C. Brendel, F. Marquardt, and A. A. Clerk, *Nat. Commun.* **7**, 10779 (2016).
- [47] L. J. LeBlanc, K. Jiménez-García, R. A. Williams, M. C. Beeler, A. R. Perry, W. D. Phillips, and I. B. Spielman, *Proc. Natl. Acad. Sci. U.S.A.* **109**, 10811 (2012).
- [48] H. M. Price and N. R. Cooper, *Phys. Rev. Lett.* **111**, 220407 (2013).
- [49] H. M. Price and N. R. Cooper, *Phys. Rev. A* **85**, 033620 (2012).
- [50] M. Aidelsburger, M. Lohse, C. Schweizer, M. Atala, J. T. Barreiro, S. Nascimbene, N. R. Cooper, I. Bloch, and N. Goldman, *Nat. Phys.* **11**, 162 (2015).
- [51] N. Fläschner, B. S. Rem, M. Tarnowski, D. Vogel, D. S. Lühmann, K. Sengstock, and C. Weitenberg, *Science* **352**, 1091 (2016).
- [52] P. T. Ernst, S. Gotze, J. S. Krauser, K. Pyka, D.-S. Lühmann, D. Pfannkuche, and K. Sengstock, *Nat. Phys.* **6**, 56 (2010).
- [53] A. L. Gaunt, T. F. Schmidutz, I. Gotlibovych, R. P. Smith, and Z. Hadzibabic, *Phys. Rev. Lett.* **110**, 200406 (2013).
- [54] A. Petrescu and K. Le Hur, *Phys. Rev. Lett.* **111**, 150601 (2013).