

DESY-08-036

May 15, 2008

# Energy dependence of the charged multiplicity in deep inelastic scattering at HERA

ZEUS Collaboration

## Abstract

The charged multiplicity distributions and the mean charged multiplicity have been investigated in inclusive neutral current deep inelastic  $ep$  scattering with the ZEUS detector at HERA, using an integrated luminosity of  $38.6 \text{ pb}^{-1}$ . The measurements were performed in the current region of the Breit frame, as well as in the current fragmentation region of the hadronic centre-of-mass frame. The KNO-scaling properties of the data were investigated and the energy dependence was studied using different energy scales. The data are compared to results obtained in  $e^+e^-$  collisions and to previous DIS measurements as well as to leading-logarithm parton-shower Monte Carlo predictions.

# The ZEUS Collaboration

S. Chekanov, M. Derrick, S. Magill, B. Musgrave, D. Nicholass<sup>1</sup>, J. Repond, R. Yoshida  
*Argonne National Laboratory, Argonne, Illinois 60439-4815, USA*<sup>n</sup>

M.C.K. Mattingly

*Andrews University, Berrien Springs, Michigan 49104-0380, USA*

M. Jechow, N. Pavel<sup>†</sup>

*Institut für Physik der Humboldt-Universität zu Berlin, Berlin, Germany*<sup>b</sup>

P. Antonioli, G. Bari, L. Bellagamba, D. Boscherini, A. Bruni, G. Bruni, F. Cindolo,  
M. Corradi, G. Iacobucci, A. Margotti, R. Nania, A. Polini

*INFN Bologna, Bologna, Italy*<sup>e</sup>

S. Antonelli, M. Basile, M. Bindi, L. Cifarelli, A. Contin, S. De Pasquale<sup>2</sup>, G. Sartorelli,  
A. Zichichi

*University and INFN Bologna, Bologna, Italy*<sup>e</sup>

D. Bartsch, I. Brock, H. Hartmann, E. Hilger, H.-P. Jakob, M. Jüngst, A.E. Nuncio-Quiroz,  
E. Paul<sup>3</sup>, U. Samson, V. Schönberg, R. Shehzadi, M. Wlasenko

*Physikalisches Institut der Universität Bonn, Bonn, Germany*<sup>b</sup>

N.H. Brook, G.P. Heath, J.D. Morris, A. Solomin

*H.H. Wills Physics Laboratory, University of Bristol, Bristol, United Kingdom*<sup>m</sup>

M. Capua, S. Fazio, A. Mastroberardino, M. Schioppa, G. Susinno, E. Tassi

*Calabria University, Physics Department and INFN, Cosenza, Italy*<sup>e</sup>

J.Y. Kim

*Chonnam National University, Kwangju, South Korea*

Z.A. Ibrahim, B. Kamaluddin, W.A.T. Wan Abdullah

*Jabatan Fizik, Universiti Malaya, 50603 Kuala Lumpur, Malaysia*<sup>r</sup>

Y. Ning, Z. Ren, F. Sciulli

*Nevis Laboratories, Columbia University, Irvington on Hudson, New York 10027*<sup>o</sup>

J. Chwastowski, A. Eskreys, J. Figiel, A. Galas, M. Gil, K. Olkiewicz, P. Stopa, L. Zawiejski  
*The Henryk Niewodniczanski Institute of Nuclear Physics, Polish Academy of Sciences,*

*Cracow, Poland*<sup>i</sup>

L. Adamczyk, T. Bołd, I. Grabowska-Bołd, D. Kisielewska, J. Łukasik, M. Przybycień,  
L. Suszycki

*Faculty of Physics and Applied Computer Science, AGH-University of Science and Technology,*  
*Cracow, Poland*<sup>p</sup>

A. Kotański<sup>4</sup>, W. Słomiński<sup>5</sup>

*Department of Physics, Jagellonian University, Cracow, Poland*

U. Behrens, C. Blohm, A. Bonato, K. Borrás, R. Ciesielski, N. Coppola, S. Fang, J. Fourletova<sup>6</sup>,  
A. Geiser, P. Göttlicher<sup>7</sup>, J. Grebenyuk, I. Gregor, T. Haas, W. Hain, A. Hüttmann,  
F. Januschek, B. Kahle, I.I. Katkov, U. Klein<sup>8</sup>, U. Kötz<sup>3</sup>, H. Kowalski, E. Lobodzinska,  
B. Lühr<sup>3</sup>, R. Mankel, I.-A. Melzer-Pellmann, S. Miglioranza, A. Montanari, T. Namsou,  
D. Notz<sup>9</sup>, A. Parenti, L. Rinaldi<sup>10</sup>, P. Roloff, I. Rubinsky, R. Santamarta<sup>11</sup>, U. Schneekloth,  
A. Spiridonov<sup>12</sup>, D. Szuba<sup>13</sup>, J. Szuba<sup>14</sup>, T. Theedt, G. Wolf<sup>3</sup>, K. Wrona, A.G. Yagües Molina,  
C. Youngman, W. Zeuner<sup>9</sup>

*Deutsches Elektronen-Synchrotron DESY, Hamburg, Germany*

V. Drugakov, W. Lohmann, S. Schlenstedt

*Deutsches Elektronen-Synchrotron DESY, Zeuthen, Germany*

G. Barbagli, E. Gallo

*INFN Florence, Florence, Italy*<sup>e</sup>

P. G. Pelfer

*University and INFN Florence, Florence, Italy*<sup>e</sup>

A. Bamberger, D. Dobur, F. Karstens, N.N. Vlasov<sup>15</sup>

*Fakultät für Physik der Universität Freiburg i.Br., Freiburg i.Br., Germany*<sup>b</sup>

P.J. Bussey<sup>16</sup>, A.T. Doyle, W. Dunne, M. Forrest, M. Rosin, D.H. Saxon, I.O. Skillicorn

*Department of Physics and Astronomy, University of Glasgow, Glasgow, United Kingdom*<sup>m</sup>

I. Gialas<sup>17</sup>, K. Papageorgiu

*Department of Engineering in Management and Finance, Univ. of Aegean, Greece*

U. Holm, R. Klanner, E. Lohrmann, P. Schleper, T. Schörner-Sadenius, J. Sztuk, H. Stodie,  
M. Turcato

*Hamburg University, Institute of Exp. Physics, Hamburg, Germany*<sup>b</sup>

C. Foudas, C. Fry, K.R. Long, A.D. Tapper

*Imperial College London, High Energy Nuclear Physics Group, London, United Kingdom*<sup>m</sup>

T. Matsumoto, K. Nagano, K. Tokushuku<sup>18</sup>, S. Yamada, Y. Yamazaki<sup>19</sup>

*Institute of Particle and Nuclear Studies, KEK, Tsukuba, Japan*<sup>f</sup>

A.N. Barakbaev, E.G. Boos<sup>3</sup>, N.S. Pokrovskiy, B.O. Zhautykov

*Institute of Physics and Technology of Ministry of Education and Science of Kazakhstan,  
Almaty, Kazakhstan*

V. Aushev<sup>20</sup>, M. Borodin, I. Kadenko, A. Kozulia, V. Libov, M. Lisovyi, D. Lontkovskiy, I. Makarenko, Iu. Sorokin, A. Verbytskyi, O. Volynets  
*Institute for Nuclear Research, National Academy of Sciences, Kiev and Kiev National University, Kiev, Ukraine*

D. Son  
*Kyungpook National University, Center for High Energy Physics, Daegu, South Korea<sup>g</sup>*

J. de Favereau, K. Piotrkowski  
*Institut de Physique Nucléaire, Université Catholique de Louvain, Louvain-la-Neuve, Belgium<sup>q</sup>*

F. Barreiro, C. Glasman, M. Jimenez, L. Labarga, J. del Peso, E. Ron, M. Soares, J. Terrón, M. Zambrana  
*Departamento de Física Teórica, Universidad Autónoma de Madrid, Madrid, Spain<sup>l</sup>*

F. Corriveau, C. Liu, J. Schwartz, R. Walsh, C. Zhou  
*Department of Physics, McGill University, Montréal, Québec, Canada H3A 2T8<sup>a</sup>*

T. Tsurugai  
*Meiji Gakuin University, Faculty of General Education, Yokohama, Japan<sup>f</sup>*

A. Antonov, B.A. Dolgoshein, D. Gladkov, V. Sosnovtsev, A. Stifutkin, S. Suchkov  
*Moscow Engineering Physics Institute, Moscow, Russia<sup>j</sup>*

R.K. Dementiev, P.F. Ermolov, L.K. Gladilin, Yu.A. Golubkov, L.A. Khein, I.A. Korzhavina, V.A. Kuzmin, B.B. Levchenko<sup>21</sup>, O.Yu. Lukina, A.S. Proskuryakov, L.M. Shcheglova, D.S. Zotkin  
*Moscow State University, Institute of Nuclear Physics, Moscow, Russia<sup>k</sup>*

I. Abt, A. Caldwell, D. Kollar, B. Reiser, W.B. Schmidke  
*Max-Planck-Institut für Physik, München, Germany*

G. Grigorescu, A. Keramidas, E. Koffeman, P. Kooijman, A. Pellegrino, H. Tiecke, M. Vázquez<sup>9</sup>, L. Wiggers  
*NIKHEF and University of Amsterdam, Amsterdam, Netherlands<sup>h</sup>*

N. Brümmer, B. Bylsma, L.S. Durkin, A. Lee, T.Y. Ling  
*Physics Department, Ohio State University, Columbus, Ohio 43210<sup>n</sup>*

P.D. Allfrey, M.A. Bell, A.M. Cooper-Sarkar, R.C.E. Devenish, J. Ferrando, B. Foster, K. Korcsak-Gorzo, K. Oliver, S. Patel, V. Roberfroid<sup>22</sup>, A. Robertson, P.B. Straub, C. Uribe-Estrada, R. Walczak  
*Department of Physics, University of Oxford, Oxford United Kingdom<sup>m</sup>*

A. Bertolin, F. Dal Corso, S. Dusini, A. Longhin, L. Stanco  
*INFN Padova, Padova, Italy<sup>e</sup>*

P. Bellan, R. Brugnera, R. Carlin, A. Garfagnini, S. Limentani  
*Dipartimento di Fisica dell' Università and INFN, Padova, Italy*<sup>e</sup>

B.Y. Oh, A. Raval, J. Ukleja<sup>23</sup>, J.J. Whitmore<sup>24</sup>  
*Department of Physics, Pennsylvania State University, University Park, Pennsylvania 16802*<sup>o</sup>

Y. Iga  
*Polytechnic University, Sagamihara, Japan*<sup>f</sup>

G. D'Agostini, G. Marini, A. Nigro  
*Dipartimento di Fisica, Università 'La Sapienza' and INFN, Rome, Italy*<sup>e</sup>

J.E. Cole, J.C. Hart  
*Rutherford Appleton Laboratory, Chilton, Didcot, Oxon, United Kingdom*<sup>m</sup>

H. Abramowicz<sup>25</sup>, R. Ingber, S. Kananov, A. Levy, A. Stern  
*Raymond and Beverly Sackler Faculty of Exact Sciences, School of Physics, Tel-Aviv University, Tel-Aviv, Israel*<sup>d</sup>

M. Kuze, J. Maeda  
*Department of Physics, Tokyo Institute of Technology, Tokyo, Japan*<sup>f</sup>

R. Hori, S. Kagawa<sup>26</sup>, N. Okazaki, S. Shimizu, T. Tawara  
*Department of Physics, University of Tokyo, Tokyo, Japan*<sup>f</sup>

R. Hamatsu, H. Kaji<sup>27</sup>, S. Kitamura<sup>28</sup>, O. Ota, Y.D. Ri  
*Tokyo Metropolitan University, Department of Physics, Tokyo, Japan*<sup>f</sup>

M. Costa, M.I. Ferrero, V. Monaco, R. Sacchi, A. Solano  
*Università di Torino and INFN, Torino, Italy*<sup>e</sup>

M. Arneodo, M. Ruspa  
*Università del Piemonte Orientale, Novara, and INFN, Torino, Italy*<sup>e</sup>

S. Fourletov<sup>6</sup>, J.F. Martin, T.P. Stewart  
*Department of Physics, University of Toronto, Toronto, Ontario, Canada M5S 1A7*<sup>a</sup>

S.K. Boutle<sup>17</sup>, J.M. Butterworth, C. Gwenlan<sup>29</sup>, T.W. Jones, J.H. Loizides, M. Wing<sup>30</sup>  
*Physics and Astronomy Department, University College London, London, United Kingdom*<sup>m</sup>

B. Brzozowska, J. Ciborowski<sup>31</sup>, G. Grzelak, P. Kulinski, P. Łuźniak<sup>32</sup>, J. Malka<sup>32</sup>, R.J. Nowak, J.M. Pawlak, T. Tymieniecka, A. Ukleja, A.F. Żarnecki  
*Warsaw University, Institute of Experimental Physics, Warsaw, Poland*

M. Adamus, P. Plucinski<sup>33</sup>  
*Institute for Nuclear Studies, Warsaw, Poland*

Y. Eisenberg, D. Hochman, U. Karshon

*Department of Particle Physics, Weizmann Institute, Rehovot, Israel*<sup>c</sup>

E. Brownson, T. Danielson, A. Everett, D. Kçira, D.D. Reeder<sup>3</sup>, P. Ryan, A.A. Savin,  
W.H. Smith, H. Wolfe

*Department of Physics, University of Wisconsin, Madison, Wisconsin 53706, USA*<sup>n</sup>

S. Bhadra, C.D. Catterall, Y. Cui, G. Hartner, S. Menary, U. Noor, J. Standage, J. Whyte

*Department of Physics, York University, Ontario, Canada M3J 1P3*<sup>a</sup>

- <sup>1</sup> also affiliated with University College London, UK
- <sup>2</sup> now at University of Salerno, Italy
- <sup>3</sup> retired
- <sup>4</sup> supported by the research grant no. 1 P03B 04529 (2005-2008)
- <sup>5</sup> This work was supported in part by the Marie Curie Actions Transfer of Knowledge project COCOS (contract MTKD-CT-2004-517186)
- <sup>6</sup> now at University of Bonn, Germany
- <sup>7</sup> now at DESY group FEB, Hamburg, Germany
- <sup>8</sup> now at University of Liverpool, UK
- <sup>9</sup> now at CERN, Geneva, Switzerland
- <sup>10</sup> now at Bologna University, Bologna, Italy
- <sup>11</sup> now at BayesForecast, Madrid, Spain
- <sup>12</sup> also at Institut of Theoretical and Experimental Physics, Moscow, Russia
- <sup>13</sup> also at INP, Cracow, Poland
- <sup>14</sup> also at FPACS, AGH-UST, Cracow, Poland
- <sup>15</sup> partly supported by Moscow State University, Russia
- <sup>16</sup> Royal Society of Edinburgh, Scottish Executive Support Research Fellow
- <sup>17</sup> also affiliated with DESY, Germany
- <sup>18</sup> also at University of Tokyo, Japan
- <sup>19</sup> now at Kobe University, Japan
- <sup>20</sup> supported by DESY, Germany
- <sup>21</sup> partly supported by Russian Foundation for Basic Research grant no. 05-02-39028-NSFC-a
- <sup>22</sup> EU Marie Curie Fellow
- <sup>23</sup> partially supported by Warsaw University, Poland
- <sup>24</sup> This material was based on work supported by the National Science Foundation, while working at the Foundation.
- <sup>25</sup> also at Max Planck Institute, Munich, Germany, Alexander von Humboldt Research Award
- <sup>26</sup> now at KEK, Tsukuba, Japan
- <sup>27</sup> now at Nagoya University, Japan
- <sup>28</sup> Department of Radiological Science, Tokyo Metropolitan University, Japan
- <sup>29</sup> PPARC Advanced fellow
- <sup>30</sup> also at Hamburg University, Inst. of Exp. Physics, Alexander von Humboldt Research Award and partially supported by DESY, Hamburg, Germany
- <sup>31</sup> also at Łódź University, Poland
- <sup>32</sup> Łódź University, Poland
- <sup>33</sup> now at Lund Universtiy, Lund, Sweden
- † deceased

- <sup>a</sup> supported by the Natural Sciences and Engineering Research Council of Canada (NSERC)
- <sup>b</sup> supported by the German Federal Ministry for Education and Research (BMBF), under contract numbers 05 HZ6PDA, 05 HZ6GUA, 05 HZ6VFA and 05 HZ4KHA
- <sup>c</sup> supported in part by the MINERVA Gesellschaft für Forschung GmbH, the Israel Science Foundation (grant no. 293/02-11.2) and the U.S.-Israel Binational Science Foundation
- <sup>d</sup> supported by the German-Israeli Foundation and the Israel Science Foundation
- <sup>e</sup> supported by the Italian National Institute for Nuclear Physics (INFN)
- <sup>f</sup> supported by the Japanese Ministry of Education, Culture, Sports, Science and Technology (MEXT) and its grants for Scientific Research
- <sup>g</sup> supported by the Korean Ministry of Education and Korea Science and Engineering Foundation
- <sup>h</sup> supported by the Netherlands Foundation for Research on Matter (FOM)
- <sup>i</sup> supported by the Polish State Committee for Scientific Research, project no. DESY/256/2006 - 154/DES/2006/03
- <sup>j</sup> partially supported by the German Federal Ministry for Education and Research (BMBF)
- <sup>k</sup> supported by RF Presidential grant N 8122.2006.2 for the leading scientific schools and by the Russian Ministry of Education and Science through its grant for Scientific Research on High Energy Physics
- <sup>l</sup> supported by the Spanish Ministry of Education and Science through funds provided by CICYT
- <sup>m</sup> supported by the Science and Technology Facilities Council, UK
- <sup>n</sup> supported by the US Department of Energy
- <sup>o</sup> supported by the US National Science Foundation. Any opinion, findings and conclusions or recommendations expressed in this material are those of the authors and do not necessarily reflect the views of the National Science Foundation.
- <sup>p</sup> supported by the Polish Ministry of Science and Higher Education as a scientific project (2006-2008)
- <sup>q</sup> supported by FNRS and its associated funds (IISN and FRIA) and by an Inter-University Attraction Poles Programme subsidised by the Belgian Federal Science Policy Office
- <sup>r</sup> supported by the Malaysian Ministry of Science, Technology and Innovation/Akademi Sains Malaysia grant SAGA 66-02-03-0048



# 1 Introduction

The production of multi-hadronic final states in high-energy two-body collisions has long been a subject of great interest from experimental and theoretical points of view. The charged multiplicity at HERA has been measured previously by the H1 [1–4] and ZEUS [5–7] experiments. In this paper, new measurements by the ZEUS collaboration of the charged multiplicity in deep inelastic scattering (DIS) are presented.

Measurements are performed in the hadronic centre-of-mass (HCM) frame and the results are compared with those obtained in  $e^+e^-$  collisions, as well as with those from previous DIS experiments [1, 8–10]. For the  $ep$  final state, differences are expected in the photon (current) and proton (target) fragmentation regions, due to the asymmetric nature of the reaction. The detector acceptance only allows the current fragmentation region to be measured.

Measurements of the charged multiplicity are also performed in the current region of the Breit frame, which should behave similarly to one hemisphere in  $e^+e^-$  collisions. Previous DIS results [2, 5, 11] using  $Q$ , the virtuality of the exchanged photon, as the scale showed a reasonable agreement with  $e^+e^-$  data. However, this agreement degraded at values of  $Q$  below 6 – 8 GeV. In this paper, the energy of the current region of the Breit frame is used as the scale to compare with  $e^+e^-$  data.

An alternative energy scale, the invariant mass of the hadronic system, has also been used in both the Breit and HCM frames. The results using this variable are also compared to results from  $e^+e^-$  collisions.

## 2 Experimental set-up

The data were collected with the ZEUS detector during the 1996 and 1997 running periods, when HERA operated with protons of energy  $E_p = 820$  GeV and positrons of energy  $E_e = 27.5$  GeV, and correspond to an integrated luminosity of  $38.6 \pm 0.6$  pb<sup>-1</sup>.

The ZEUS detector is described in detail elsewhere [12]. The most important components used in the current analysis were the central tracking detector and the calorimeter.

Charged particles were tracked in the central tracking detector (CTD) [13], which operated in a magnetic field of 1.43 T provided by a thin superconducting coil. The CTD consisted of 72 cylindrical drift chamber layers, organised in 9 superlayers covering the polar-angle<sup>1</sup>

---

<sup>1</sup> The ZEUS coordinate system is a right-handed Cartesian system, with the  $Z$  axis pointing in the proton beam direction, referred to as the “forward direction”, and the  $X$  axis pointing left towards the centre of HERA. The coordinate origin is at the nominal interaction point.

region  $15^\circ < \theta < 164^\circ$ . The transverse-momentum resolution for full-length tracks was  $\sigma(p_T)/p_T = 0.0058p_T \oplus 0.0065 \oplus 0.0014/p_T$ , with  $p_T$  in GeV.

The high-resolution uranium–scintillator calorimeter (CAL) [14] consisted of three parts: the forward (FCAL), the barrel (BCAL) and the rear (RCAL) calorimeters. Each part was subdivided transversely into towers and longitudinally into one electromagnetic section (EMC) and either one (in RCAL) or two (in BCAL and FCAL) hadronic sections (HAC). The smallest subdivision of the calorimeter was called a cell. The CAL energy resolutions, as measured under test-beam conditions, were  $\sigma(E)/E = 0.18/\sqrt{E}$  for electrons and  $\sigma(E)/E = 0.35/\sqrt{E}$  for hadrons, with  $E$  in GeV.

### 3 Data selection

Deep inelastic scattering events were selected by requiring that the outgoing positron was measured in the CAL. The scattered-positron identification was based on a neural-network algorithm using the CAL information [15].

For the reconstruction of the photon virtuality,  $Q^2$ , Bjorken  $x$ , and the  $\gamma^*P$  centre-of-mass energy,  $W$ , the double angle (DA) method was chosen, in which the scattered-positron angle,  $\theta_e$ , and the hadronic angle  $\gamma_H$  are used [16]. In the naive quark-parton model,  $\gamma_H$  is the angle of the scattered massless quark in the laboratory frame.

For each event, the measurement of the charged multiplicity was performed using tracks reconstructed in the CTD. The energy of the hadronic final state was measured using a combination of track and CAL information, excluding the cells and the track associated with the scattered positron. The selected tracks and CAL clusters were treated as massless Energy Flow Objects (EFOs) [17]. The clustering of objects was done according to the Snowmass convention [18]. The transverse momentum,  $p_T$ , of each EFO was required to be greater than 0.15 GeV.

The event selection criteria were:

- $E_{e'} > 12$  GeV, where  $E_{e'}$  is the energy of the scattered positron, to select neutral current DIS events;
- $y_e \leq 0.95$ , where  $y_e$  is the scaling variable  $y$  as determined from the energy and polar angle of the scattered positron. This cut reduces the photoproduction background;
- $y_{\text{JB}} \geq 0.04$ , where  $y_{\text{JB}}$  is the estimate of  $y$  using the Jacquet-Blondel (JB) method [19]. It is defined as  $y_{\text{JB}} = \sum_h (E_h - P_{Z_h})/2E_e$ , where the sum runs over all EFOs and  $E_h$  and  $P_{Z_h}$  are the energies and longitudinal momenta of the EFOs respectively. This requirement guarantees sufficient accuracy for the DA reconstruction method;

- $35 \leq \delta \leq 60$  GeV, where  $\delta = \sum_i (E_i - P_{z_i})$  and the sum runs over all EFOs and the scattered positron, to remove photoproduction events and events with large radiative corrections;
- $R \geq 25$  cm, where  $R$  is the distance from the beam axis to the impact position of the scattered positron on the face of the CAL. This ensured that the positron was fully contained within the detector and its position reconstructed with sufficient accuracy;
- $|Z_{\text{vtx}}| < 50$  cm, where  $Z_{\text{vtx}}$  is the longitudinal position of the vertex, to reduce background events from non- $ep$  collisions.

To ensure high-quality tracks reconstructed with high efficiency, the following requirements were made:

- the tracks had to pass through at least three CTD superlayers;
- the tracks had to be associated with the primary event vertex;
- the tracks were restricted to the region  $|\eta_{\text{LAB}}| \leq 1.75$ , where  $\eta_{\text{LAB}}$  is the pseudorapidity of the tracks in the laboratory frame;
- the tracks had  $p_T > 0.15$  GeV.

The analysis was restricted to the kinematic range  $Q^2 > 25$  GeV<sup>2</sup> and  $70 < W < 225$  GeV.

## 4 Analysis method

Due to the large asymmetry of the beam energies at HERA, a large fraction of the hadronic final state close to the proton direction lies outside the detector acceptance. Therefore only hadrons belonging to the current fragmentation regions of the HCM and Breit frames were used in this analysis. The boost to the corresponding reference frames was calculated using the positron four-momentum taken from the DA method.

### 4.1 Breit frame

In the Breit frame, which is defined by the condition that the momentum of the exchanged virtual boson is purely spacelike,  $\mathbf{q} = (0, 0, -Q)$ , the particles produced in the interaction can be assigned to one of two regions: the current region if their longitudinal momentum in the Breit frame is negative, and the target region if their longitudinal momentum is positive. The hadronic system of the current region used in this analysis is almost fully (about 95%) contained within the acceptance of the CTD.

Previous analyses compared the mean charged multiplicity  $\langle n_{\text{ch}} \rangle$  as a function of  $Q$  to  $\langle n_{\text{ch}} \rangle / 2$  as a function of  $\sqrt{s}$  in  $e^+e^-$  collisions [2, 5]. For values of  $Q > 8$  GeV, reasonable agreement was observed, while some disagreement was found for  $Q < 8$  GeV. The difference can be understood in terms of higher-order processes [20], which change the available energy in the current region of the Breit frame,  $E_{\text{B}}^{\text{cr}}$ , which is no longer equal to  $Q/2$ . In this analysis the quantity  $2 \cdot E_{\text{B}}^{\text{cr}}$  is used as a scale. On an event-by-event basis this method should compensate for particles and their corresponding energies migrating between current and target regions of the Breit frame.

## 4.2 Hadronic centre-of-mass frame

In the HCM frame, the exchanged virtual boson has four-momentum  $\mathbf{q} = \{E, p\} = (\frac{W^2 - Q^2}{2W}, 0, 0, \frac{W^2 + Q^2}{2W})$ . The hadronic final state is separated into the photon (current) and proton (target) fragmentation regions. About 60 – 80% of the current region of the HCM frame is contained within the acceptance of the CTD.

The multiplicity in the HCM frame in DIS is usually studied as a function of  $W$  [1, 8–10]. At HERA, the energy in the current region of the HCM frame,  $E_{\text{HCM}}^{\text{cr}}$ , coincides with  $W/2$  within 0.3 – 0.4%. Thus, for practical reasons,  $W$  was used as the energy scale.

## 4.3 Invariant mass of the hadronic system

Charged multiplicities in the current region of both the Breit and HCM frames were also measured as functions of the invariant mass:

$$M_{\text{eff}}^2 = \left( \sum_i E_i \right)^2 - \left( \sum_i P_{X_i} \right)^2 - \left( \sum_i P_{Y_i} \right)^2 - \left( \sum_i P_{Z_i} \right)^2, \quad (1)$$

where the sum runs over all charged and neutral particles of the corresponding hadronic system.

## 5 Monte Carlo models, acceptance corrections and systematic errors

Samples of neutral current DIS events were generated using the colour-dipole model as implemented in ARIADNE 4.12 [21] or with the MEPS model of LEPTO 6.5 [22]. Both programs were interfaced to HERACLES 4.6.1 [23] using the DJANGO 1.1 [24] program.

Both ARIADNE and LEPTO use the Lund string model [25] for the hadronisation. The event samples were generated using the CTEQ4D [26] parameterisation of the parton distribution function (PDF) in the proton. The cluster hadronisation model as implemented in HERWIG 6.1 [27] was used to estimate the effect of different hadronisation schemes on the unfolding procedure. The minimum transverse momentum of outgoing partons in the hard interaction and of partons participating in multi-parton interactions is adjustable in HERWIG using the parameter  $p_T^{\text{min}}$ . The parameter was tuned in this analysis to improve the description of the detector distributions. The best agreement was found for  $p_T^{\text{min}} = 2.5$  GeV [28]. The HERWIG samples were generated using CTEQ5L [29] proton PDF parametrisation. The MC samples were used both for data correction and for comparison of the data to the model predictions.

The corrections applied to the data accounted for the effects of acceptance and resolution of the detector, event selection cuts, QED-radiative effects, track reconstruction, track selection cuts, and energy losses in the inactive material in front of the calorimeter in the case of the energy measurement. Finally the multiplicity distributions were corrected using a matrix unfolding method as described in earlier studies [5].

The generated events were passed through a full simulation of the detector, using a program based on GEANT 3.13 [30], and processed and selected with the same programs as used for the data. The simulated samples were used to determine the response of the detector and to evaluate the correction factors necessary to obtain hadron-level quantities. The hadron level is defined by those hadrons with lifetime  $\tau \geq 3 \cdot 10^{-10}$  seconds. In order to compare the results to different experiments, corrections were calculated both including and not including the decay products of  $K_S^0$  and  $\Lambda$ .

The dominant systematic uncertainty in this analysis arises from the simulation of the hadronic final state. To correct the data, the average of the correction factors from the ARIADNE and HERWIG MC programs was used. One half of the difference, as large as 5%, was assigned to the systematic uncertainties.

Other sources of uncertainty are (typical values of the uncertainties are shown in parentheses): event reconstruction and selection ( $< 0.5\%$ ), track reconstruction and selection ( $< 0.5\%$ ), and the uncertainty due to variation of the  $Q^2$  cut by its resolution ( $< 1.7\%$ ). The uncertainty due to contamination from diffractive events is negligible. The individual systematic uncertainties were added in quadrature. The major correlated uncertainty comes from the CAL energy scale ( $< 1.5\%$ ) and is not shown in tables and figures. A detailed study of the sources contributing to the uncertainties of the measurement can be found in [31].

## 6 Results

### 6.1 Multiplicity distributions

The multiplicity distributions in the current region of the Breit frame are presented in Fig. 1 and Table 1 and in Fig. 2 and Table 2 in bins of  $2 \cdot E_{\text{B}}^{\text{cr}}$  and in bins of  $M_{\text{eff}}$  respectively. The kinematic range of the analysis restricts the  $M_{\text{eff}}$  measurements in the current region of the Breit frame to a maximum value of about 20 GeV. The predictions of ARIADNE, LEPTO and HERWIG are also shown. All three MC models generally describe the data, but ARIADNE gives the best description. In all Figures and Tables the charged-particle decay products of  $K_S^0$  and  $\Lambda$  are included, unless otherwise stated.

For a given bin of energy, the multiplicities as a function of  $2 \cdot E_{\text{B}}^{\text{cr}}$  and  $M_{\text{eff}}$  differ by approximately a factor of two. This is due to the fact that  $2 \cdot E_{\text{B}}^{\text{cr}}$  (as well as  $Q$  or  $W$ ) characterise the total centre-of-mass energy of the system of which only one hemisphere is measured. On the other hand the  $M_{\text{eff}}$  method measures the multiplicity of the system with respect to the corresponding invariant mass.

The multiplicity distributions in the current region of the HCM frame are presented in Fig. 3 and Table 3 in bins of  $W$ . Both ARIADNE and LEPTO predict similar  $W$  distributions and give a reasonable description of the data. HERWIG predicts longer tails for the multiplicity distributions in bins of  $W$ . This leads to higher average multiplicities, affecting the unfolded multiplicity values and increasing the systematic uncertainties of the measurement. The ARIADNE predictions vary slightly from both LEPTO and HERWIG at the rising edge of the distributions, which also leads to an increase of the systematic uncertainties.

The multiplicity distributions in the current region of the HCM frame in bins of  $M_{\text{eff}}$  are presented in Fig. 4 and Table 4. To minimise the extrapolation both in multiplicity and  $M_{\text{eff}}$ , an additional requirement,  $|\eta_{\text{LAB}}| < 1.75$ , was applied at the hadron level. None of the MC models shown in Fig. 4 give a complete description of the data. This is most visible at higher values of  $M_{\text{eff}}$ .

### 6.2 KNO scaling

The multiplicity distributions are expected to scale with energy as discussed in detail elsewhere [32]. A commonly used form of the scaling, from KNO [33], is shown in Figs. 5–8, where the product of the multiplicity distribution  $P(n_{\text{ch}})$  with average multiplicity  $\langle n_{\text{ch}} \rangle$ ,  $\langle n_{\text{ch}} \rangle P(n_{\text{ch}})$ , is shown as a function of  $n_{\text{ch}} / \langle n_{\text{ch}} \rangle$ .

In Fig. 5(a), the KNO distributions measured in bins of  $W$  in the current region of the

HCM frame are shown. Within the uncertainties, the distributions measured in three bins of  $W$  agree. They also agree well with the average distribution, which was calculated using data for the entire  $W$  region,  $70 < W < 225$  GeV. This average KNO spectrum, presented as a histogram, is shown in Figs. 5 and 6 as a reference KNO distribution.

The reference KNO distribution is compared to the measurements in the current region of the Breit frame in Figs. 5(b) and 5(c) in bins of  $2 \cdot E_{\text{B}}^{\text{cr}}$ . For values of  $2 \cdot E_{\text{B}}^{\text{cr}} > 12$  GeV, as shown in Fig. 5(c), the measurements are in reasonable agreement with the reference KNO histogram. For lower values of  $2 \cdot E_{\text{B}}^{\text{cr}}$ , as demonstrated in Fig. 5(b), the distributions do not follow the KNO-scaling behaviour; they have different shapes, but approach the KNO curve with increasing values of  $2 \cdot E_{\text{B}}^{\text{cr}}$ .

In Fig. 6, the KNO distributions measured in bins of  $M_{\text{eff}}$  in the current region of the HCM frame are presented. The multiplicity distributions in bins of  $M_{\text{eff}}$  do not follow the same KNO scaling observed for measurements as functions of  $W$  or  $2 \cdot E_{\text{B}}^{\text{cr}}$ , but do demonstrate scaling behaviour for  $M_{\text{eff}}$  values above 8 GeV. The measurements at  $M_{\text{eff}} < 4$  GeV in the current regions of both the Breit and HCM frames behave differently from the measurements at the higher values of  $M_{\text{eff}}$ .

Figure 7 shows a comparison of the KNO distributions from ZEUS with results obtained in  $e^+e^-$  collisions. The measurements in bins of  $2 \cdot E_{\text{B}}^{\text{cr}}$ , for  $2 \cdot E_{\text{B}}^{\text{cr}} > 12$  GeV, and in bins of  $W$  are plotted together and compared with measurements in one hemisphere of  $e^+e^-$ . In Fig. 7(a), a comparison with results from the TASSO collaboration [34] in the energy range  $14 < \sqrt{s_{ee}} < 44$  GeV is shown. At LEP only DELPHI [35] and OPAL [36] performed measurements in a single hemisphere at  $\sqrt{s_{ee}} = 91.2$  GeV. A comparison with the present data is shown in Fig. 7(b). The systematic uncertainties are not shown, but within statistical uncertainties there is a remarkable agreement between  $ep$  and  $e^+e^-$  results. However, the LEP data differ somewhat from the present measurement in the peak region and at very low values of  $n_{\text{ch}}/\langle n_{\text{ch}} \rangle$ .

The data as a function of  $M_{\text{eff}}$ , for  $M_{\text{eff}} > 8$  GeV, are compared with the  $e^+e^-$  measurements for the whole event in Fig. 8. Both the TASSO and LEP [35–37] data ( $91.2 < \sqrt{s_{ee}} < 209$  GeV) agree with the present measurement.

### 6.3 Mean charged multiplicity

Figure 9 and Table 5 show the mean charged multiplicity,  $\langle n_{\text{ch}} \rangle$ , in the current region of the HCM frame as a function of  $W$  and the mean charged multiplicity in the current region of the Breit frame as a function of  $2 \cdot E_{\text{B}}^{\text{cr}}$ . The  $K_S^0$  and  $\Lambda$  hadrons were considered stable in Fig. 9, where the data are compared with results of previously published HERA measurements [1, 2, 4, 5]. As expected, at low values of  $2 \cdot E_{\text{B}}^{\text{cr}}$ , the measurement differs

with those as a function of  $Q$  (see Section 4.1). At higher values of  $2 \cdot E_{\text{B}}^{\text{cr}}$  the data agree within the experimental uncertainties with the previous ZEUS and H1 measurements, but lie systematically above them. The data are in good agreement with the ARIADNE and LEPTO predictions. The HERWIG predictions also describe the data but are below those from ARIADNE and LEPTO. In the current region of the HCM, the measurement agrees well, with improved statistical and systematic uncertainties, with the earlier H1 results. The ARIADNE and LEPTO predictions agree with the data. HERWIG predicts a very different slope, with much higher multiplicities at higher energies; with increasing energy the agreement with data degrades.

The mean charged multiplicities in the current regions of the Breit and HCM frames are presented in Fig. 10 and Table 6 as a function of the invariant mass of the corresponding hadronic system,  $M_{\text{eff}}$ . In Figs. 10(a) and 10(b), the multiplicities are compared to the MC predictions. All three MC models describe the data reasonably well; however in the last  $M_{\text{eff}}$  bin in the current region of the HCM, the HERWIG prediction is too high. In Fig. 10(c), both measurements are shown together and compared with different MC curves calculated using the ARIADNE MC. The measurements in the Breit and HCM frames agree at values of  $M_{\text{eff}}$  less than 10 GeV. Above this value,  $\langle n_{\text{ch}} \rangle$  rises much faster with  $M_{\text{eff}}$  in the current region of the HCM frame than in the current region of the Breit frame. Since the HCM measurement was restricted in  $\eta$ , a separate ARIADNE calculation was performed in the total current region of the HCM frame. The difference is small, although the rise of  $\langle n_{\text{ch}} \rangle$  with  $M_{\text{eff}}$  is faster in the total current region of the HCM frame.

Figure 10(c) also shows  $2 \cdot \langle n_{\text{ch}} \rangle$  as a function of  $2 \cdot E_{\text{B}}^{\text{cr}}$ . This measurement exhibits the same behaviour as  $\langle n_{\text{ch}} \rangle$  as a function of  $M_{\text{eff}}$  in the current region of the Breit frame but differs from that in the HCM frame. The multiplicity in the current region of the HCM frame rises much faster with the invariant mass than with  $W$ .

Finally, Fig. 11 combines the mean charged multiplicities measured in the current regions of the Breit and HCM frames as functions of the respective energy scales,  $2 \cdot E_{\text{B}}^{\text{cr}}$  and  $W$ . Also shown are the measurements from  $e^+e^-$  [34–38] and fixed-target [8–10] experiments. The fixed-target data were scaled by a factor two, since they only measure one hemisphere and by a factor 1.08, to correct for the decays of the  $K_S^0$  and  $\Lambda$ , as estimated using ARIADNE MC.

The measurements presented in this paper show good overall agreement with those from other experiments, exhibiting approximately the same dependence of the mean charged multiplicity on the respective energy scale. At low values of the energy, the measurement as a function of  $2 \cdot E_{\text{B}}^{\text{cr}}$  agrees well with  $e^+e^-$  data, in contrast to the previous measurements as a function of  $Q$  [2, 5]. The measurements in the current region of the HCM agree with the LEP data, but are systematically below them. The data from fixed-target DIS experiments [1, 8–10] deviate from the observed energy dependence at energies above



15 GeV. The ARIADNE MC prediction generally describes the energy dependence of the data over the entire region. However, the prediction in the HCM frame is generally lower than the data and than the prediction in the Breit frame. The HERWIG MC model does not give a good overall description of the data.

## 7 Summary and conclusions

The charged multiplicity distributions and the mean charged multiplicity have been investigated in inclusive neutral current deep inelastic  $ep$  scattering in the kinematic range  $Q^2 > 25 \text{ GeV}^2$  and  $70 < W < 225 \text{ GeV}$  in terms of different energy scales. The scale  $2 \cdot E_{\text{B}}^{\text{cr}}$ , was used in the current region of the Breit frame. In the current region of the HCM frame,  $W$  was used and the invariant mass,  $M_{\text{eff}}$ , was used in both frames.

In terms of KNO scaling, the charged multiplicities in the current regions of the Breit and HCM frames exhibit the same behaviour as those in one hemisphere of  $e^+e^-$  collisions when  $2 \cdot E_{\text{B}}^{\text{cr}}$  or  $W$  are considered. When the energy scale  $M_{\text{eff}}$  is used, the charged multiplicities exhibit the same KNO-scaling behaviour as those for the whole  $e^+e^-$  event.

The mean charged multiplicity in the current region of the Breit frame scales with  $M_{\text{eff}}$  in the same way as  $2 \cdot \langle n_{\text{ch}} \rangle$  scales with  $2 \cdot E_{\text{B}}^{\text{cr}}$  and, therefore, as  $\langle n_{\text{ch}} \rangle$  scales with  $\sqrt{s_{ee}}$  in  $e^+e^-$  collisions. The mean charged multiplicity in the current region of HCM frame as a function of  $M_{\text{eff}}$  rises faster than that in the current region of the Breit frame.

The energy scale  $2 \cdot E_{\text{B}}^{\text{cr}}$ , rather than  $Q$ , gives better agreement between the mean charged multiplicity measured in the current region of the Breit frame and that measured in  $e^+e^-$  collisions. The measurements of  $\langle n_{\text{ch}} \rangle$  as a function of  $W$  agree, within the uncertainties, with the data from  $e^+e^-$  collisions. When using these scales,  $ep$  DIS data can be consistently compared with data from  $e^+e^-$ ,  $\mu P$  and  $\nu P$  scattering over a wide energy region.

## Acknowledgements

We are grateful to the DESY directorate for their strong support and encouragement. The effort of the HERA machine group is gratefully acknowledged. We thank the DESY computing and network services for their support. The design, construction and installation of the ZEUS detector has been made possible by the efforts of many people not listed as authors.

## References

- [1] H1 Coll., S. Aid et al., *Z. Phys.* **C 72**, 573 (1996).
- [2] H1 Coll., C. Adloff et al., *Nucl. Phys.* **B 504**, 3 (1997).
- [3] H1 Coll., C. Adloff et al., *Eur. Phys. J.* **C 5**, 439 (1998).
- [4] H1 Coll., F.D. Aaron et al., *Phys. Lett.* **B 654**, 148 (2007).
- [5] ZEUS Coll., M. Derrick et al., *Z. Phys.* **C 67**, 93 (1995).
- [6] ZEUS Coll., J. Breitweg et al., *Eur. Phys. J.* **C 11**, 251 (1999).
- [7] ZEUS Coll., S. Chekanov et al., *Phys. Lett.* **B 510**, 36 (2001).
- [8] E665 Coll., M.R. Adams et al., *Z. Phys.* **C 76**, 441 (1997).
- [9] EMC Coll., M. Arneodo et al., *Z. Phys.* **C 35**, 335 (1987).
- [10] WA21 Coll., G.T. Jones et al., *Z. Phys.* **C 54**, 45 (1992).
- [11] NOMAD Coll., J. Altegoer et al., *Phys. Lett.* **B 445**, 439 (1999).
- [12] ZEUS Coll., U. Holm (ed.), *The ZEUS Detector*. Status Report (unpublished), DESY (1993), available on <http://www-zeus.desy.de/bluebook/bluebook.html>.
- [13] N. Harnew et al., *Nucl. Inst. Meth.* **A 279**, 290 (1989);  
B. Foster et al., *Nucl. Phys. Proc. Suppl.* **B 32**, 181 (1993);  
B. Foster et al., *Nucl. Inst. Meth.* **A 338**, 254 (1994).
- [14] M. Derrick et al., *Nucl. Inst. Meth.* **A 309**, 77 (1991);  
A. Andresen et al., *Nucl. Inst. Meth.* **A 309**, 101 (1991);  
A. Caldwell et al., *Nucl. Inst. Meth.* **A 321**, 356 (1992);  
A. Bernstein et al., *Nucl. Inst. Meth.* **A 336**, 23 (1993).
- [15] H. Abramowicz, A. Caldwell and R. Sinkus, *Nucl. Inst. Meth.* **A 365**, 508 (1995).
- [16] S. Bentvelsen, J. Engelen and P. Kooijman, *Proc. Workshop on Physics at HERA*, W. Buchmüller and G. Ingelman (eds.), Vol. 1, p. 23. Hamburg, Germany, DESY (1992).
- [17] G.M. Briskin, Ph.D. Thesis, Tel Aviv University, 1998 (unpublished).
- [18] J.E. Huth et al., *Research Directions for the Decade. Proceedings of Summer Study on High Energy Physics, 1990*, E.L. Berger (ed.), p. 134. World Scientific (1992). Also in preprint FERMILAB-CONF-90-249-E.
- [19] F. Jacquet and A. Blondel, *Proc. the Study of an eP Facility for Europe*, U. Amaldi (ed.), p. 391 (1979). Also in preprint DESY 79-48.
- [20] K.H. Streng, T.F. Walsh and P.M. Zerwas, *Z. Phys.* **C 2**, 237 (1979).

- [21] L. Lönnblad, *Comp. Phys. Comm.* **71**, 15 (1992).
- [22] G. Ingelman, A. Edin and J. Rathsman, *Comp. Phys. Comm.* **101**, 108 (1997).
- [23] A. Kwiatkowski, H. Spiesberger and H.-J. Möhring, *Comp. Phys. Comm.* **69**, 155 (1992). Also in *Proc. Workshop Physics at HERA*, 1991, DESY, Hamburg; H. Spiesberger, *An Event Generator for ep Interactions at HERA Including Radiative Processes (Version 4.6)*, 1996, available on <http://www.desy.de/~hspiesb/heracles.html>.
- [24] H. Spiesberger, *HERACLES and DJANGO: Event Generation for ep Interactions at HERA Including Radiative Processes*, 1998, available on <http://www.desy.de/~hspiesb/djangoh.html>; K. Charchula, G.A. Schuler and H. Spiesberger, *Comp. Phys. Comm.* **81**, 381 (1994).
- [25] B. Andersson et al., *Phys. Rep.* **97**, 31 (1983).
- [26] H.L. Lai et al., *Phys. Rev. D* **55**, 1280 (1997).
- [27] G. Marchesini et al., *Comp. Phys. Comm.* **67**, 465 (1992).
- [28] ZEUS Coll., S. Chekanov et al., *Eur. Phys. J. C* **50**, 283 (2007).
- [29] H.L. Lai et al., *Eur. Phys. J. C* **12**, 375 (2000).
- [30] R. Brun et al. (ed.), *GEANT3*. Technical Report CERN-DD/EE/84-1, CERN (1987).
- [31] M.L. Rosin, Ph.D. Thesis, University of Wisconsin-Madison, 2006 (unpublished).
- [32] M. Gazdzicki et al., *Mod. Phys. Lett. A* **6**, 981 (1991).
- [33] Z. Koba, H.B. Nielsen and P. Olesen, *Nucl. Phys. B* **40**, 317 (1972).
- [34] TASSO Coll., W. Braunschweig et al., *Z. Phys. C* **45**, 193 (1989).
- [35] DELPHI Coll., P. Abreu et al., *Z. Phys. C* **50**, 185 (1991).
- [36] OPAL Coll., P.D. Acton et al., *Z. Phys. C* **35**, 539 (1991).
- [37] ALEPH Coll., D. Decamp et al., *Phys. Lett. B* **273**, 181 (1991); ALEPH Coll., D. Buskulic et al., *Z. Phys. C* **73**, 409 (1997); DELPHI Coll., P. Abreu et al., *Phys. Lett. B* **372**, 172 (1996); DELPHI Coll., P. Abreu et al., *Phys. Lett. B* **416**, 233 (1998); DELPHI Coll., P. Abreu et al., *Eur. Phys. J. C* **18**, 203 (2000); L3 Coll., P. Achard et al., *Phys. Rept.* **399**, 71 (2004); L3 Coll., P. Achard et al., *Phys. Lett. B* **577**, 109 (2003); L3 Coll., M. Acciarri et al., *Phys. Lett. B* **371**, 137 (1996); L3 Coll., M. Acciarri et al., *Phys. Lett. B* **404**, 390 (1997);

- L3 Coll., M. Acciarri et al., Phys. Lett. **B 444**, 569 (1998);  
OPAL Coll., G. Alexander et al., Z. Phys. **C 72**, 191 (1996);  
OPAL Coll., K. Ackerstaff et al., Z. Phys. **C 75**, 193 (1997);  
OPAL Coll., G. Abbiendi et al., Eur. Phys. J. **C 16**, 185 (1999).
- [38] MARK I Coll., V. Luth et al., Phys. Lett. **B 70**, 120 (1977);  
JADE Coll., W. Bartel et al., Z. Phys. **C 20**, 187 (1983);  
HRS Coll., M. Derrick et al., Phys. Rev. **D 34**, 3304 (1986).

$2 \cdot E_B^{\text{cr}}$ (GeV)	1.5 – 4	4 – 8	8 – 12	12 – 20	20 – 30	30 – 45	45 – 100
$n_{\text{ch}}=0$	$12.33 \pm 0.25^{+0.21}_{-0.23}$	$4.34 \pm 0.09^{+0.65}_{-0.65}$	$1.83 \pm 0.10^{+0.57}_{-0.56}$	$0.81 \pm 0.03^{+0.26}_{-0.26}$	$0.33 \pm 0.03^{+0.10}_{-0.10}$	$0.23 \pm 0.05^{+0.09}_{-0.09}$	$0.17 \pm 0.09^{+0.09}_{-0.09}$
1	$35.79 \pm 0.46^{+0.18}_{-0.35}$	$17.44 \pm 0.19^{+0.71}_{-0.72}$	$8.29 \pm 0.20^{+0.78}_{-0.77}$	$4.35 \pm 0.06^{+0.44}_{-0.44}$	$2.23 \pm 0.08^{+0.33}_{-0.33}$	$1.45 \pm 0.13^{+0.45}_{-0.44}$	$0.86 \pm 0.16^{+0.19}_{-0.20}$
2	$33.31 \pm 0.43^{+0.65}_{-0.57}$	$27.99 \pm 0.24^{+0.21}_{-0.21}$	$17.14 \pm 0.30^{+0.44}_{-0.51}$	$10.07 \pm 0.09^{+0.38}_{-0.38}$	$5.50 \pm 0.13^{+0.39}_{-0.38}$	$3.38 \pm 0.18^{+0.28}_{-0.27}$	$2.11 \pm 0.25^{+0.38}_{-0.35}$
3	$14.50 \pm 0.26^{+0.39}_{-0.39}$	$26.40 \pm 0.23^{+0.50}_{-0.49}$	$24.13 \pm 0.36^{+0.25}_{-0.37}$	$17.08 \pm 0.12^{+0.19}_{-0.20}$	$10.95 \pm 0.19^{+0.29}_{-0.32}$	$7.14 \pm 0.27^{+0.48}_{-0.42}$	$4.45 \pm 0.38^{+0.65}_{-0.63}$
4	$3.46 \pm 0.12^{+0.18}_{-0.18}$	$15.27 \pm 0.18^{+0.42}_{-0.42}$	$21.62 \pm 0.34^{+0.65}_{-0.66}$	$19.82 \pm 0.12^{+0.18}_{-0.27}$	$14.65 \pm 0.22^{+0.11}_{-0.21}$	$11.05 \pm 0.34^{+0.30}_{-0.25}$	$7.36 \pm 0.48^{+0.63}_{-0.60}$
5	$0.54 \pm 0.04^{+0.04}_{-0.03}$	$6.14 \pm 0.11^{+0.42}_{-0.40}$	$14.72 \pm 0.29^{+0.73}_{-0.71}$	$18.41 \pm 0.12^{+0.43}_{-0.45}$	$16.90 \pm 0.23^{+0.16}_{-0.15}$	$14.03 \pm 0.38^{+0.26}_{-0.25}$	$10.19 \pm 0.56^{+0.42}_{-0.33}$
6	$0.07 \pm 0.02^{+0.01}_{-0.01}$	$1.88 \pm 0.06^{+0.14}_{-0.14}$	$7.55 \pm 0.20^{+0.45}_{-0.40}$	$13.36 \pm 0.10^{+0.47}_{-0.48}$	$15.42 \pm 0.22^{+0.30}_{-0.30}$	$14.17 \pm 0.38^{+0.29}_{-0.36}$	$11.66 \pm 0.60^{+0.37}_{-0.27}$
7		$0.43 \pm 0.02^{+0.03}_{-0.19}$	$3.16 \pm 0.13^{+0.22}_{-0.19}$	$8.30 \pm 0.08^{+0.30}_{-0.26}$	$12.86 \pm 0.20^{+0.43}_{-0.41}$	$13.22 \pm 0.36^{+0.60}_{-0.61}$	$11.96 \pm 0.61^{+0.28}_{-0.16}$
8		$0.09 \pm 0.01^{+0.01}_{-0.01}$	$1.13 \pm 0.08^{+0.06}_{-0.08}$	$4.36 \pm 0.06^{+0.17}_{-0.10}$	$8.78 \pm 0.17^{+0.30}_{-0.30}$	$10.96 \pm 0.33^{+0.38}_{-0.44}$	$11.26 \pm 0.59^{+0.66}_{-0.52}$
9			$0.34 \pm 0.04^{+0.02}_{-0.02}$	$2.09 \pm 0.04^{+0.10}_{-0.06}$	$5.68 \pm 0.13^{+0.28}_{-0.28}$	$8.30 \pm 0.28^{+0.42}_{-0.41}$	$10.10 \pm 0.56^{+0.47}_{-0.44}$
10			$0.06 \pm 0.01^{+0.01}_{-0.01}$	$0.85 \pm 0.03^{+0.06}_{-0.04}$	$3.27 \pm 0.10^{+0.07}_{-0.02}$	$6.01 \pm 0.25^{+0.22}_{-0.08}$	$7.66 \pm 0.48^{+0.57}_{-0.65}$
11			$0.02 \pm 0.01^{+0.00}_{-0.00}$	$0.33 \pm 0.02^{+0.04}_{-0.03}$	$1.80 \pm 0.07^{+0.02}_{-0.05}$	$4.00 \pm 0.20^{+0.13}_{-0.07}$	$6.32 \pm 0.44^{+0.18}_{-0.27}$
12				$0.12 \pm 0.01^{+0.02}_{-0.02}$	$0.85 \pm 0.05^{+0.08}_{-0.09}$	$2.53 \pm 0.16^{+0.10}_{-0.09}$	$4.80 \pm 0.40^{+0.37}_{-0.57}$
13					$0.45 \pm 0.04^{+0.08}_{-0.07}$	$1.58 \pm 0.12^{+0.05}_{-0.07}$	$3.46 \pm 0.31^{+0.35}_{-0.41}$
14					$0.19 \pm 0.02^{+0.02}_{-0.02}$	$0.98 \pm 0.10^{+0.11}_{-0.11}$	$2.46 \pm 0.26^{+0.07}_{-0.13}$
15					$0.09 \pm 0.02^{+0.02}_{-0.02}$	$0.48 \pm 0.06^{+0.05}_{-0.02}$	$1.77 \pm 0.23^{+0.23}_{-0.37}$
16					$0.03 \pm 0.01^{+0.01}_{-0.01}$	$0.26 \pm 0.05^{+0.03}_{-0.03}$	$1.17 \pm 0.19^{+0.09}_{-0.11}$
17					$0.02 \pm 0.01^{+0.01}_{-0.02}$	$0.14 \pm 0.04^{+0.03}_{-0.04}$	$0.74 \pm 0.15^{+0.13}_{-0.14}$
18					$0.01 \pm 0.01^{+0.00}_{-0.00}$	$0.06 \pm 0.02^{+0.02}_{-0.02}$	$0.65 \pm 0.15^{+0.18}_{-0.07}$
19							$0.30 \pm 0.08^{+0.07}_{-0.11}$
20							$0.20 \pm 0.06^{+0.17}_{-0.05}$

**Table 1:** Multiplicity distributions  $100 \cdot 1/NdN/dn_{\text{ch}}$  measured in the current region of the Breit frame in bins of  $2 \cdot E_B^{\text{cr}}$ . The first errors are statistical and the second are the systematic uncertainties.

$M_{\text{eff}}$ (GeV)	1.5 - 4	4 - 8	8 - 12	12 - 20
$n_{\text{ch}}=0$	$1.90 \pm 0.05^{+0.34}_{-0.34}$	$0.23 \pm 0.04^{+0.07}_{-0.07}$	$0.04 \pm 0.02^{+0.02}_{-0.01}$	$0.02 \pm 0.02^{+0.01}_{-0.01}$
1	$9.81 \pm 0.13^{+0.47}_{-0.50}$	$1.68 \pm 0.12^{+0.24}_{-0.22}$	$0.40 \pm 0.05^{+0.02}_{-0.02}$	$0.13 \pm 0.05^{+0.02}_{-0.02}$
2	$21.73 \pm 0.20^{+0.28}_{-0.32}$	$5.57 \pm 0.24^{+0.31}_{-0.26}$	$1.26 \pm 0.09^{+0.04}_{-0.07}$	$0.56 \pm 0.13^{+0.21}_{-0.21}$
3	$28.19 \pm 0.23^{+0.28}_{-0.29}$	$12.12 \pm 0.37^{+0.35}_{-0.24}$	$3.58 \pm 0.16^{+0.16}_{-0.14}$	$1.49 \pm 0.18^{+0.19}_{-0.17}$
4	$21.12 \pm 0.20^{+0.15}_{-0.14}$	$17.68 \pm 0.47^{+0.31}_{-0.40}$	$6.73 \pm 0.23^{+0.09}_{-0.12}$	$3.33 \pm 0.30^{+0.26}_{-0.30}$
5	$10.93 \pm 0.14^{+0.32}_{-0.25}$	$19.78 \pm 0.51^{+0.21}_{-0.29}$	$11.07 \pm 0.31^{+0.34}_{-0.37}$	$5.64 \pm 0.39^{+0.27}_{-0.18}$
6	$4.40 \pm 0.09^{+0.13}_{-0.08}$	$17.11 \pm 0.48^{+0.69}_{-0.69}$	$14.17 \pm 0.37^{+0.11}_{-0.20}$	$8.38 \pm 0.50^{+0.24}_{-0.12}$
7	$1.43 \pm 0.05^{+0.05}_{-0.03}$	$12.41 \pm 0.41^{+0.17}_{-0.18}$	$16.01 \pm 0.40^{+0.39}_{-0.42}$	$10.47 \pm 0.58^{+0.40}_{-0.35}$
8	$0.38 \pm 0.02^{+0.02}_{-0.01}$	$7.27 \pm 0.31^{+0.25}_{-0.24}$	$14.40 \pm 0.38^{+0.46}_{-0.46}$	$12.16 \pm 0.66^{+0.43}_{-0.42}$
9	$0.09 \pm 0.01^{+0.01}_{-0.01}$	$3.51 \pm 0.23^{+0.47}_{-0.46}$	$11.74 \pm 0.35^{+0.29}_{-0.26}$	$12.75 \pm 0.68^{+0.27}_{-0.17}$
10		$1.63 \pm 0.15^{+0.17}_{-0.16}$	$8.46 \pm 0.30^{+0.33}_{-0.29}$	$11.80 \pm 0.69^{+0.28}_{-0.26}$
11		$0.66 \pm 0.09^{+0.09}_{-0.08}$	$5.50 \pm 0.24^{+0.25}_{-0.21}$	$10.03 \pm 0.63^{+0.33}_{-0.12}$
12		$0.26 \pm 0.06^{+0.05}_{-0.05}$	$3.16 \pm 0.18^{+0.32}_{-0.31}$	$7.74 \pm 0.57^{+0.25}_{-0.34}$
13		$0.04 \pm 0.02^{+0.01}_{-0.01}$	$1.76 \pm 0.13^{+0.24}_{-0.20}$	$5.56 \pm 0.46^{+0.21}_{-0.48}$
14		$0.03 \pm 0.02^{+0.01}_{-0.01}$	$0.94 \pm 0.09^{+0.13}_{-0.11}$	$4.02 \pm 0.40^{+0.33}_{-0.21}$
15		$0.01 \pm 0.01^{+0.01}_{-0.01}$	$0.41 \pm 0.06^{+0.13}_{-0.12}$	$2.50 \pm 0.31^{+0.11}_{-0.22}$
16			$0.19 \pm 0.04^{+0.04}_{-0.04}$	$1.44 \pm 0.25^{+0.07}_{-0.14}$
17			$0.10 \pm 0.03^{+0.03}_{-0.05}$	$0.89 \pm 0.19^{+0.21}_{-0.23}$
18			$0.05 \pm 0.02^{+0.03}_{-0.02}$	$0.52 \pm 0.14^{+0.13}_{-0.13}$
19			$0.01 \pm 0.01^{+0.00}_{-0.00}$	$0.22 \pm 0.09^{+0.11}_{-0.11}$
20				$0.19 \pm 0.09^{+0.13}_{-0.10}$

**Table 2:** Multiplicity distributions  $100 \cdot 1/N dN/dn_{\text{ch}}$  measured in the current region of the Breit frame in bins of  $M_{\text{eff}}$ . The first errors are statistical and the second are the systematic uncertainties.

$W$ (GeV)	70 – 100	100 – 150	150 – 225
$n_{ch}=0$	$0.09 \pm 0.03^{+0.01}_{-0.01}$	$0.11 \pm 0.03^{+0.02}_{-0.02}$	$0.09 \pm 0.02^{+0.05}_{-0.04}$
1	$0.37 \pm 0.04^{+0.13}_{-0.13}$	$0.26 \pm 0.03^{+0.10}_{-0.10}$	$0.25 \pm 0.04^{+0.17}_{-0.17}$
2	$1.50 \pm 0.07^{+0.28}_{-0.28}$	$1.02 \pm 0.06^{+0.23}_{-0.23}$	$0.81 \pm 0.05^{+0.19}_{-0.19}$
3	$2.58 \pm 0.09^{+0.36}_{-0.36}$	$1.55 \pm 0.06^{+0.17}_{-0.17}$	$0.99 \pm 0.05^{+0.18}_{-0.17}$
4	$5.22 \pm 0.13^{+0.52}_{-0.52}$	$3.60 \pm 0.09^{+0.69}_{-0.69}$	$2.43 \pm 0.08^{+0.66}_{-0.66}$
5	$6.47 \pm 0.14^{+0.39}_{-0.38}$	$4.43 \pm 0.10^{+0.14}_{-0.13}$	$3.00 \pm 0.08^{+0.07}_{-0.06}$
6	$8.97 \pm 0.16^{+0.58}_{-0.58}$	$6.71 \pm 0.12^{+0.85}_{-0.85}$	$4.72 \pm 0.10^{+0.80}_{-0.80}$
7	$9.57 \pm 0.17^{+0.12}_{-0.09}$	$7.40 \pm 0.13^{+0.19}_{-0.18}$	$5.51 \pm 0.11^{+0.24}_{-0.23}$
8	$9.89 \pm 0.16^{+0.78}_{-0.78}$	$8.41 \pm 0.13^{+0.89}_{-0.89}$	$6.82 \pm 0.12^{+0.87}_{-0.87}$
9	$9.53 \pm 0.16^{+0.53}_{-0.53}$	$8.45 \pm 0.13^{+0.51}_{-0.51}$	$7.18 \pm 0.12^{+0.57}_{-0.57}$
10	$8.73 \pm 0.16^{+0.70}_{-0.70}$	$8.40 \pm 0.13^{+0.85}_{-0.85}$	$7.61 \pm 0.13^{+0.74}_{-0.74}$
11	$7.82 \pm 0.15^{+0.41}_{-0.41}$	$8.05 \pm 0.13^{+0.40}_{-0.41}$	$7.54 \pm 0.13^{+0.57}_{-0.57}$
12	$6.63 \pm 0.14^{+0.16}_{-0.16}$	$7.31 \pm 0.12^{+0.49}_{-0.49}$	$7.41 \pm 0.13^{+0.58}_{-0.58}$
13	$5.50 \pm 0.13^{+0.11}_{-0.12}$	$6.46 \pm 0.12^{+0.15}_{-0.15}$	$6.82 \pm 0.12^{+0.30}_{-0.30}$
14	$4.32 \pm 0.12^{+0.12}_{-0.15}$	$5.53 \pm 0.11^{+0.03}_{-0.02}$	$6.33 \pm 0.12^{+0.31}_{-0.31}$
15	$3.45 \pm 0.11^{+0.25}_{-0.25}$	$4.72 \pm 0.10^{+0.19}_{-0.19}$	$5.69 \pm 0.11^{+0.05}_{-0.05}$
16	$2.58 \pm 0.09^{+0.37}_{-0.37}$	$3.90 \pm 0.10^{+0.27}_{-0.27}$	$4.93 \pm 0.11^{+0.00}_{-0.03}$
17	$1.96 \pm 0.09^{+0.44}_{-0.44}$	$3.16 \pm 0.09^{+0.44}_{-0.44}$	$4.22 \pm 0.10^{+0.30}_{-0.30}$
18	$1.46 \pm 0.08^{+0.45}_{-0.45}$	$2.58 \pm 0.08^{+0.45}_{-0.45}$	$3.48 \pm 0.09^{+0.30}_{-0.30}$
19	$1.05 \pm 0.07^{+0.35}_{-0.35}$	$1.98 \pm 0.08^{+0.51}_{-0.51}$	$2.95 \pm 0.09^{+0.37}_{-0.37}$
20	$0.74 \pm 0.06^{+0.34}_{-0.34}$	$1.50 \pm 0.07^{+0.51}_{-0.51}$	$2.32 \pm 0.08^{+0.45}_{-0.45}$
21	$0.51 \pm 0.06^{+0.25}_{-0.25}$	$1.14 \pm 0.06^{+0.48}_{-0.48}$	$1.91 \pm 0.08^{+0.52}_{-0.52}$
22	$0.34 \pm 0.05^{+0.19}_{-0.19}$	$0.90 \pm 0.06^{+0.38}_{-0.38}$	$1.51 \pm 0.07^{+0.48}_{-0.48}$
23	$0.25 \pm 0.05^{+0.16}_{-0.16}$	$0.65 \pm 0.05^{+0.36}_{-0.36}$	$1.22 \pm 0.07^{+0.47}_{-0.47}$
24	$0.17 \pm 0.04^{+0.12}_{-0.12}$	$0.46 \pm 0.05^{+0.27}_{-0.27}$	$0.94 \pm 0.06^{+0.41}_{-0.41}$
25	$0.10 \pm 0.04^{+0.08}_{-0.08}$	$0.36 \pm 0.05^{+0.23}_{-0.23}$	$0.74 \pm 0.06^{+0.40}_{-0.40}$
26	$0.08 \pm 0.03^{+0.06}_{-0.06}$	$0.28 \pm 0.04^{+0.20}_{-0.20}$	$0.58 \pm 0.05^{+0.31}_{-0.31}$
27	$0.05 \pm 0.03^{+0.04}_{-0.04}$	$0.19 \pm 0.04^{+0.15}_{-0.15}$	$0.45 \pm 0.05^{+0.27}_{-0.27}$
28	$0.03 \pm 0.02^{+0.03}_{-0.03}$	$0.15 \pm 0.04^{+0.12}_{-0.12}$	$0.36 \pm 0.05^{+0.23}_{-0.23}$
29	$0.02 \pm 0.02^{+0.01}_{-0.02}$	$0.10 \pm 0.04^{+0.08}_{-0.08}$	$0.29 \pm 0.05^{+0.20}_{-0.20}$
30	$0.01 \pm 0.03^{+0.01}_{-0.02}$	$0.07 \pm 0.02^{+0.05}_{-0.05}$	$0.22 \pm 0.05^{+0.17}_{-0.17}$
31		$0.05 \pm 0.03^{+0.04}_{-0.03}$	$0.17 \pm 0.04^{+0.12}_{-0.12}$
32		$0.04 \pm 0.03^{+0.03}_{-0.03}$	$0.13 \pm 0.05^{+0.11}_{-0.11}$
33		$0.03 \pm 0.03^{+0.03}_{-0.03}$	$0.10 \pm 0.04^{+0.08}_{-0.08}$
34		$0.01 \pm 0.02^{+0.01}_{-0.01}$	$0.08 \pm 0.03^{+0.06}_{-0.06}$
35		$0.01 \pm 0.01^{+0.01}_{-0.01}$	$0.05 \pm 0.03^{+0.05}_{-0.07}$
36			$0.05 \pm 0.03^{+0.05}_{-0.04}$
37			$0.03 \pm 0.03^{+0.03}_{-0.03}$
38			$0.02 \pm 0.02^{+0.02}_{-0.02}$

**Table 3:** *Multiplicity distributions  $100 \cdot 1/NdN/dn_{ch}$  measured in the current region of the HCM in bins of  $W$ . The first errors are statistical and the second are the systematic uncertainties.*

$M_{\text{eff}}$ (GeV)	1.5 - 4	4 - 8	8 - 12	12 - 20	20 - 30
$n_{\text{ch}}=0$	$1.44 \pm 0.09^{+0.58}_{-0.58}$	$0.12 \pm 0.01^{+0.04}_{-0.04}$	$0.02 \pm 0.01^{+0.00}_{-0.00}$		
1	$6.59 \pm 0.22^{+0.74}_{-0.74}$	$1.06 \pm 0.04^{+0.05}_{-0.06}$	$0.18 \pm 0.02^{+0.03}_{-0.03}$	$0.05 \pm 0.01^{+0.01}_{-0.01}$	
2	$16.69 \pm 0.40^{+1.54}_{-1.50}$	$3.83 \pm 0.09^{+0.13}_{-0.13}$	$0.76 \pm 0.04^{+0.01}_{-0.04}$	$0.17 \pm 0.02^{+0.01}_{-0.01}$	$0.03 \pm 0.02^{+0.01}_{-0.01}$
3	$23.29 \pm 0.49^{+0.27}_{-0.21}$	$8.91 \pm 0.14^{+0.27}_{-0.22}$	$2.27 \pm 0.08^{+0.03}_{-0.10}$	$0.54 \pm 0.04^{+0.01}_{-0.03}$	$0.13 \pm 0.04^{+0.05}_{-0.03}$
4	$24.20 \pm 0.52^{+1.26}_{-1.28}$	$15.01 \pm 0.19^{+0.81}_{-0.82}$	$5.15 \pm 0.12^{+0.32}_{-0.38}$	$1.32 \pm 0.06^{+0.08}_{-0.09}$	$0.31 \pm 0.06^{+0.08}_{-0.06}$
5	$15.49 \pm 0.41^{+0.87}_{-0.86}$	$18.40 \pm 0.21^{+0.14}_{-0.21}$	$8.84 \pm 0.16^{+0.46}_{-0.48}$	$2.81 \pm 0.09^{+0.19}_{-0.20}$	$0.78 \pm 0.10^{+0.10}_{-0.07}$
6	$8.07 \pm 0.29^{+0.34}_{-0.32}$	$18.13 \pm 0.22^{+0.71}_{-0.71}$	$12.51 \pm 0.19^{+0.64}_{-0.65}$	$4.81 \pm 0.12^{+0.41}_{-0.43}$	$1.49 \pm 0.13^{+0.13}_{-0.07}$
7	$3.03 \pm 0.17^{+0.16}_{-0.18}$	$14.32 \pm 0.19^{+0.32}_{-0.34}$	$14.61 \pm 0.21^{+0.79}_{-0.79}$	$7.30 \pm 0.15^{+0.68}_{-0.69}$	$2.43 \pm 0.18^{+0.18}_{-0.23}$
8	$0.95 \pm 0.09^{+0.13}_{-0.12}$	$9.62 \pm 0.16^{+0.26}_{-0.24}$	$14.62 \pm 0.21^{+0.60}_{-0.59}$	$9.38 \pm 0.18^{+0.68}_{-0.69}$	$3.91 \pm 0.22^{+0.65}_{-0.59}$
9	$0.20 \pm 0.04^{+0.06}_{-0.07}$	$5.54 \pm 0.12^{+0.34}_{-0.49}$	$12.97 \pm 0.20^{+0.20}_{-0.16}$	$11.03 \pm 0.19^{+0.85}_{-0.86}$	$5.56 \pm 0.28^{+0.95}_{-0.93}$
10	$0.05 \pm 0.02^{+0.03}_{-0.01}$	$2.82 \pm 0.09^{+0.34}_{-0.33}$	$10.32 \pm 0.19^{+0.28}_{-0.27}$	$11.53 \pm 0.20^{+0.63}_{-0.63}$	$6.97 \pm 0.31^{+1.10}_{-1.13}$
11		$1.36 \pm 0.06^{+0.28}_{-0.28}$	$7.24 \pm 0.16^{+0.46}_{-0.44}$	$11.18 \pm 0.20^{+0.59}_{-0.59}$	$8.01 \pm 0.33^{+1.23}_{-1.25}$
12		$0.57 \pm 0.04^{+0.13}_{-0.13}$	$4.74 \pm 0.13^{+0.71}_{-0.70}$	$10.07 \pm 0.20^{+0.20}_{-0.21}$	$8.48 \pm 0.35^{+1.05}_{-1.04}$
13		$0.19 \pm 0.03^{+0.07}_{-0.07}$	$2.73 \pm 0.10^{+0.59}_{-0.58}$	$8.44 \pm 0.18^{+0.27}_{-0.24}$	$9.26 \pm 0.36^{+1.36}_{-1.36}$
14		$0.08 \pm 0.02^{+0.02}_{-0.02}$	$1.51 \pm 0.08^{+0.38}_{-0.37}$	$6.58 \pm 0.16^{+0.52}_{-0.51}$	$8.90 \pm 0.38^{+0.72}_{-0.71}$
15		$0.03 \pm 0.01^{+0.00}_{-0.01}$	$0.83 \pm 0.06^{+0.28}_{-0.28}$	$4.92 \pm 0.15^{+0.60}_{-0.59}$	$8.09 \pm 0.36^{+0.37}_{-0.35}$
16			$0.35 \pm 0.04^{+0.14}_{-0.14}$	$3.53 \pm 0.13^{+0.66}_{-0.65}$	$7.57 \pm 0.36^{+0.21}_{-0.21}$
17			$0.20 \pm 0.03^{+0.08}_{-0.08}$	$2.43 \pm 0.11^{+0.64}_{-0.63}$	$6.41 \pm 0.35^{+0.47}_{-0.45}$
18			$0.08 \pm 0.02^{+0.03}_{-0.03}$	$1.56 \pm 0.10^{+0.56}_{-0.56}$	$5.17 \pm 0.33^{+0.86}_{-0.90}$
19			$0.03 \pm 0.02^{+0.02}_{-0.02}$	$0.96 \pm 0.08^{+0.36}_{-0.36}$	$4.08 \pm 0.29^{+0.65}_{-0.71}$
20			$0.01 \pm 0.01^{+0.01}_{-0.01}$	$0.59 \pm 0.06^{+0.25}_{-0.25}$	$3.47 \pm 0.29^{+0.96}_{-0.95}$
21				$0.36 \pm 0.05^{+0.18}_{-0.18}$	$2.63 \pm 0.27^{+0.99}_{-0.98}$
22				$0.18 \pm 0.04^{+0.12}_{-0.11}$	$1.83 \pm 0.24^{+0.72}_{-0.72}$
23				$0.12 \pm 0.04^{+0.09}_{-0.08}$	$1.39 \pm 0.23^{+0.77}_{-0.75}$
24				$0.07 \pm 0.02^{+0.04}_{-0.04}$	$0.96 \pm 0.20^{+0.62}_{-0.63}$
25				$0.04 \pm 0.02^{+0.02}_{-0.02}$	$0.66 \pm 0.20^{+0.50}_{-0.52}$
26				$0.02 \pm 0.02^{+0.01}_{-0.02}$	$0.53 \pm 0.16^{+0.33}_{-0.33}$
27					$0.34 \pm 0.16^{+0.27}_{-0.22}$
28					$0.28 \pm 0.20^{+0.26}_{-0.26}$
29					$0.13 \pm 0.11^{+0.11}_{-0.13}$
30					$0.09 \pm 0.07^{+0.07}_{-0.12}$

**Table 4:** Multiplicity distributions  $100 \cdot 1/NdN/dn_{\text{ch}}$  measured in the current region of the HCM frame in bins of  $M_{\text{eff}}$ . The first errors are statistical and the second are the systematic uncertainties.



$2 \cdot E_B^{\text{cr}}$ (GeV)	$\langle n_{\text{ch}} \rangle$ ( $K^0, \Lambda$ stable)	$\langle n_{\text{ch}} \rangle$ ( $K^0, \Lambda$ decay)
2.9	$1.50 \pm 0.01^{+0.04}_{-0.00}$	$1.63 \pm 0.01^{+0.05}_{-0.01}$
5.9	$2.39 \pm 0.01^{+0.09}_{-0.05}$	$2.60 \pm 0.01^{+0.11}_{-0.05}$
9.6	$3.27 \pm 0.01^{+0.12}_{-0.08}$	$3.55 \pm 0.01^{+0.15}_{-0.08}$
14.8	$4.17 \pm 0.01^{+0.10}_{-0.05}$	$4.53 \pm 0.01^{+0.12}_{-0.05}$
23.8	$5.22 \pm 0.01^{+0.06}_{-0.05}$	$5.67 \pm 0.01^{+0.08}_{-0.05}$
35.6	$6.19 \pm 0.03^{+0.08}_{-0.07}$	$6.68 \pm 0.03^{+0.08}_{-0.08}$
58.1	$7.46 \pm 0.06^{+0.14}_{-0.16}$	$8.04 \pm 0.06^{+0.16}_{-0.18}$
$W$ (GeV)	$\langle n_{\text{ch}} \rangle$ ( $K^0, \Lambda$ stable)	$\langle n_{\text{ch}} \rangle$ ( $K^0, \Lambda$ decay)
84.6	$8.72 \pm 0.02^{+0.22}_{-0.22}$	$9.58 \pm 0.02^{+0.33}_{-0.33}$
123.8	$10.04 \pm 0.02^{+0.44}_{-0.44}$	$11.07 \pm 0.02^{+0.61}_{-0.61}$
184.5	$11.40 \pm 0.03^{+0.58}_{-0.58}$	$12.59 \pm 0.03^{+0.79}_{-0.79}$

**Table 5:** Mean charged multiplicity,  $\langle n_{\text{ch}} \rangle$ , measured in the current region of the Breit frame as a function of  $2 \cdot E_B^{\text{cr}}$  and in the current fragmentation region of the HCM frame as a function of  $W$ . The first errors are statistical and the second are the systematic uncertainties.

Current region of the Breit frame		
$M_{\text{eff}}$ (GeV)	$\langle n_{\text{ch}} \rangle$ ( $K^0, \Lambda$ stable)	$\langle n_{\text{ch}} \rangle$ ( $K^0, \Lambda$ decay)
2.4	$2.91 \pm 0.01^{+0.04}_{-0.03}$	$3.17 \pm 0.01^{+0.04}_{-0.03}$
5.2	$4.82 \pm 0.02^{+0.03}_{-0.03}$	$5.26 \pm 0.02^{+0.03}_{-0.03}$
9.4	$6.85 \pm 0.02^{+0.07}_{-0.05}$	$7.45 \pm 0.02^{+0.08}_{-0.06}$
14.4	$8.60 \pm 0.06^{+0.07}_{-0.09}$	$9.29 \pm 0.06^{+0.14}_{-0.09}$
Current region of the HCM frame		
$M_{\text{eff}}$ (GeV)	$\langle n_{\text{ch}} \rangle$ ( $K^0, \Lambda$ stable)	$\langle n_{\text{ch}} \rangle$ ( $K^0, \Lambda$ decay)
3.1	$3.38 \pm 0.02^{+0.03}_{-0.02}$	$3.64 \pm 0.02^{+0.05}_{-0.02}$
5.9	$5.33 \pm 0.01^{+0.07}_{-0.07}$	$5.77 \pm 0.01^{+0.09}_{-0.09}$
9.8	$7.37 \pm 0.02^{+0.13}_{-0.12}$	$8.05 \pm 0.01^{+0.19}_{-0.19}$
15.1	$9.86 \pm 0.02^{+0.23}_{-0.23}$	$10.84 \pm 0.02^{+0.36}_{-0.36}$
23.5	$12.83 \pm 0.06^{+0.53}_{-0.54}$	$14.17 \pm 0.05^{+0.80}_{-0.80}$

**Table 6:** Mean charged multiplicity,  $\langle n_{\text{ch}} \rangle$ , measured in the current region of the Breit frame and in the current fragmentation region of the HCM frame as a function of  $M_{\text{eff}}$ . The first errors are statistical and the second are the systematic uncertainties.

# ZEUS

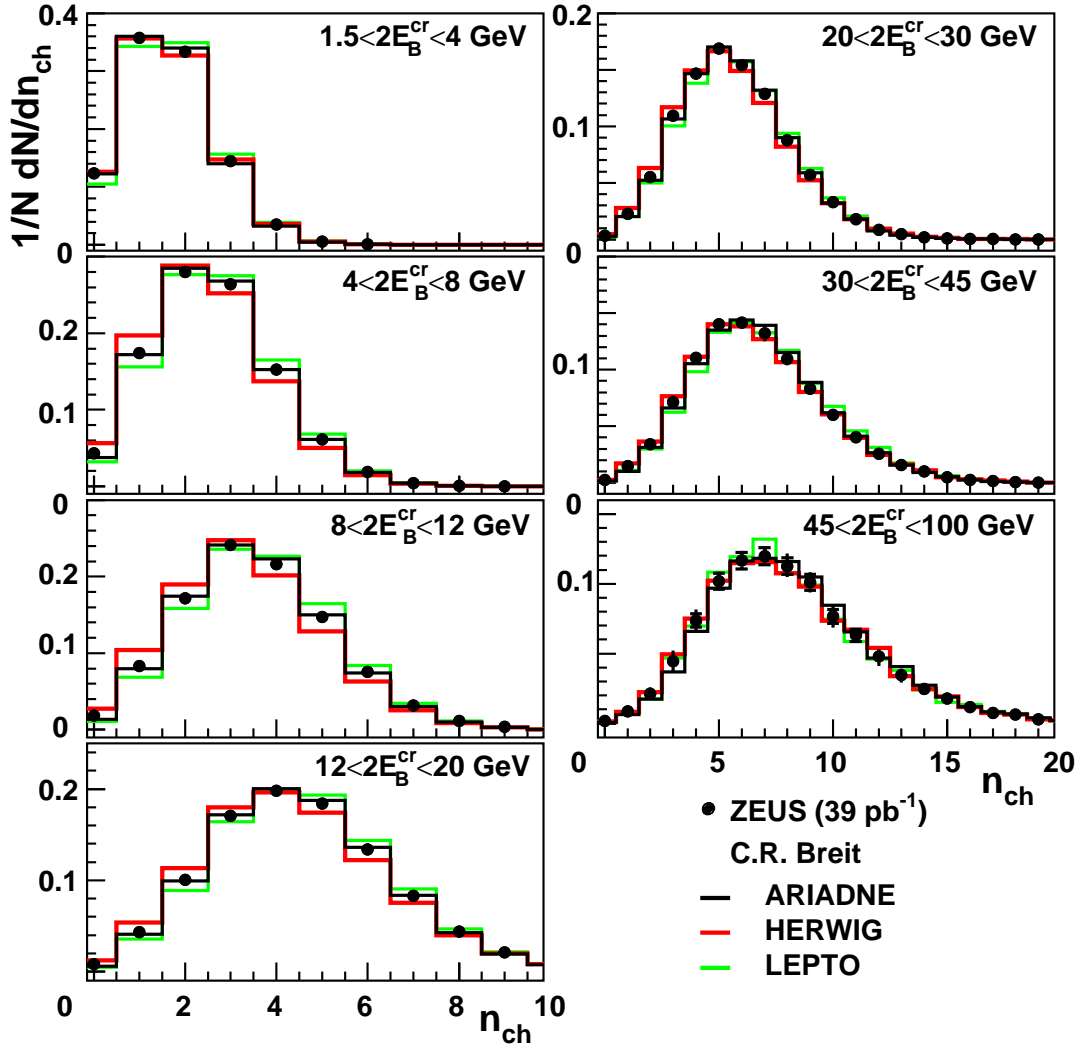
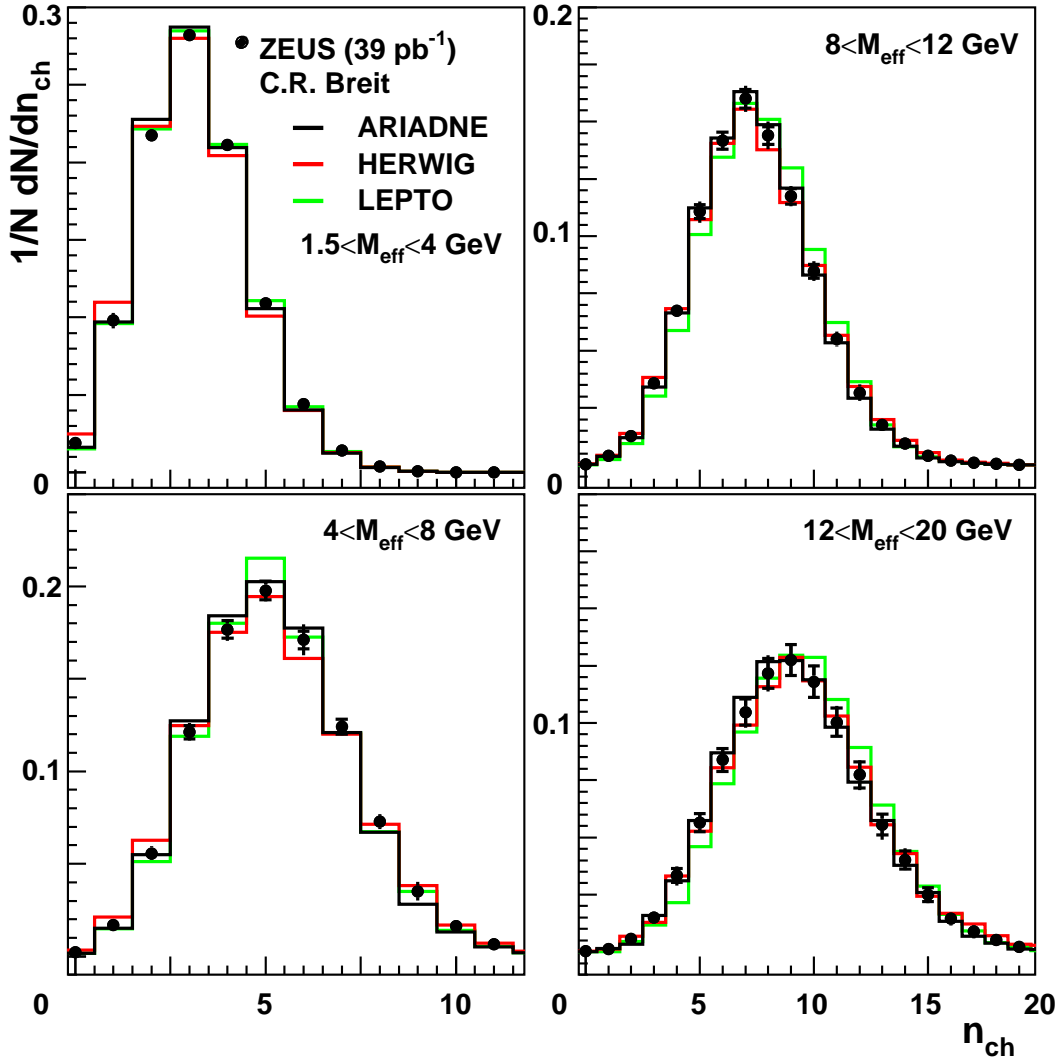


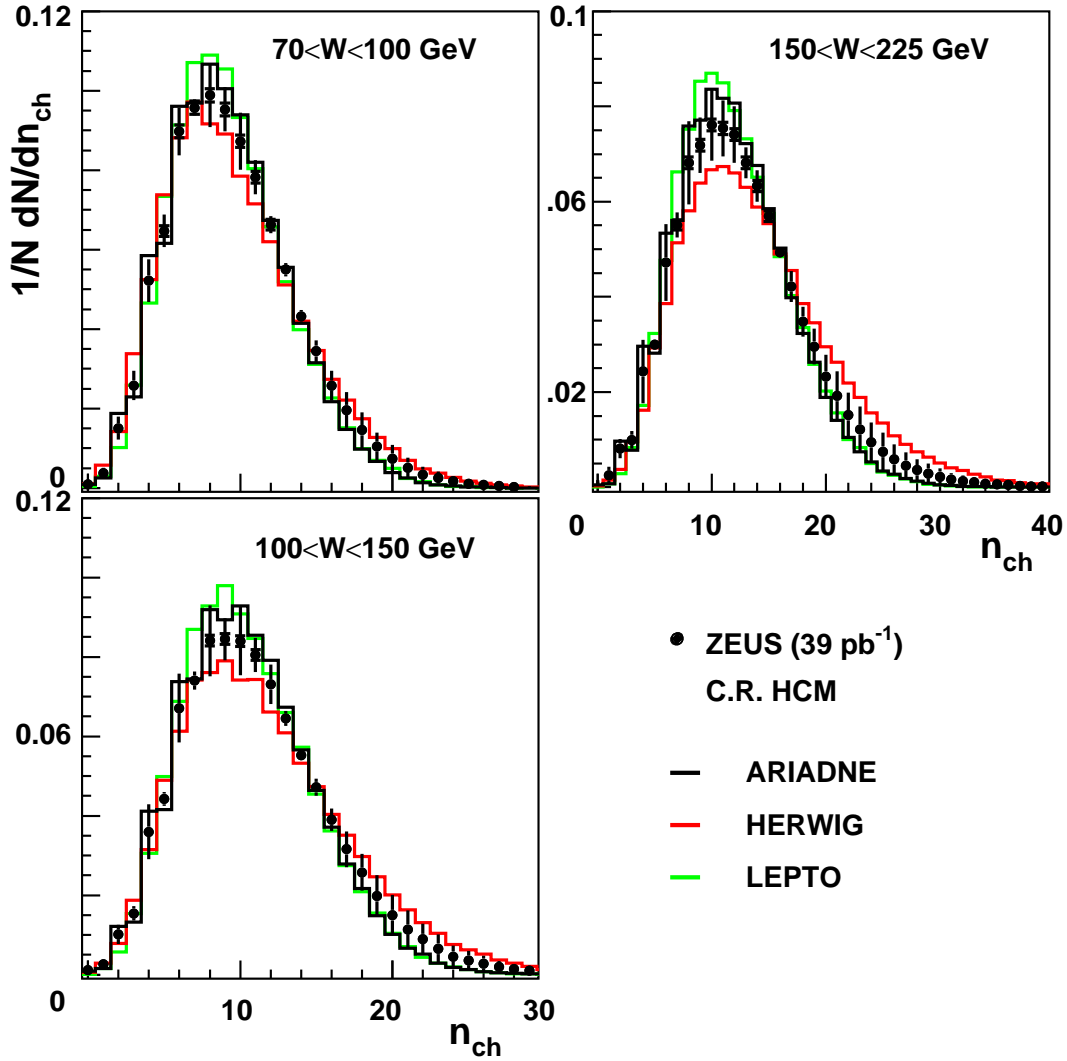
Figure 1: Multiplicity distributions measured in the current region of the Breit frame in bins of  $2 \cdot E_B^{cr}$  (solid circles). The inner error bars represent the statistical uncertainties and the outer error bars the statistical and systematic uncertainties added in quadrature. The predictions (solid lines) of different MC models are also shown.

# ZEUS



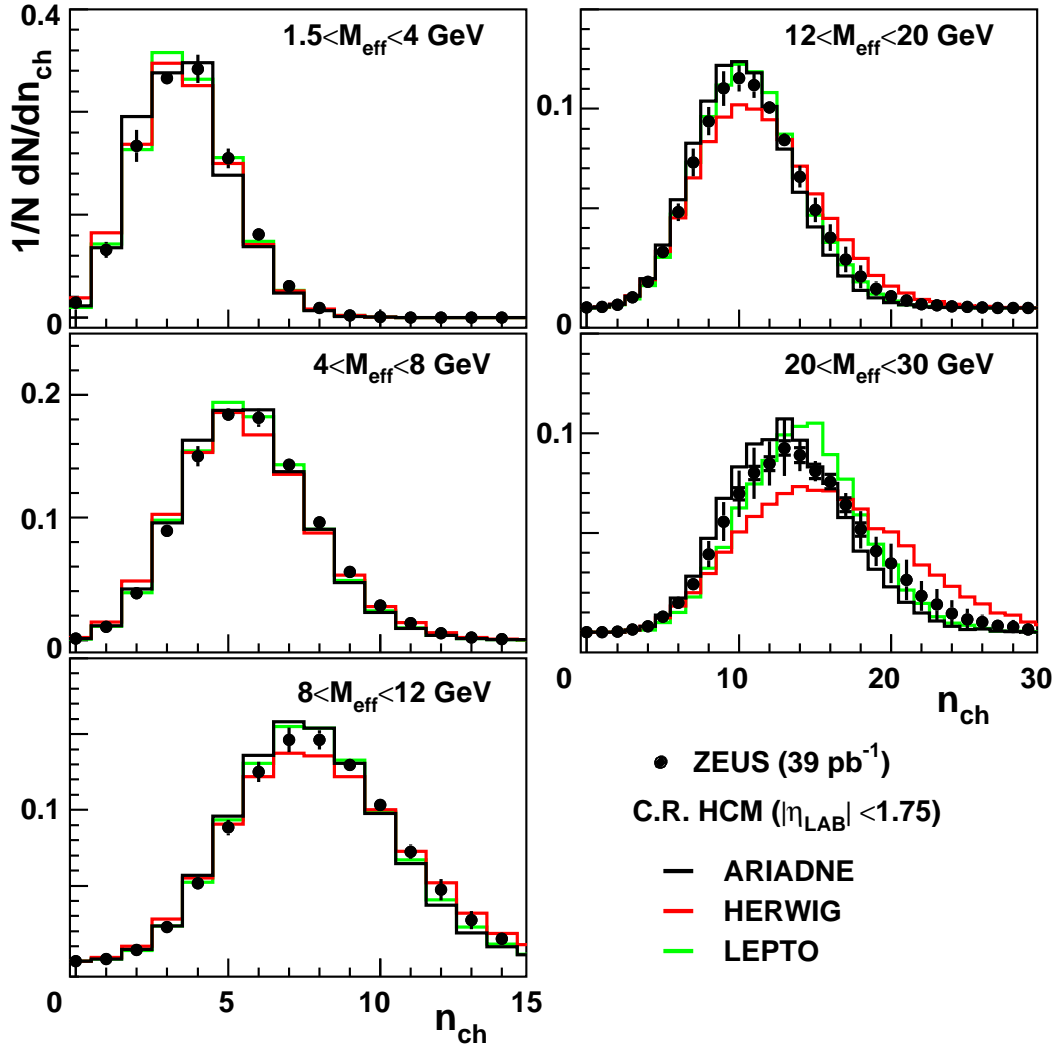
**Figure 2:** Multiplicity distributions measured in the current region of the Breit frame in bins of  $M_{eff}$  (solid circles). The inner error bars represent the statistical uncertainties and the outer error bars the statistical and systematic uncertainties added in quadrature. The predictions (solid lines) of different MC models are also shown.

# ZEUS



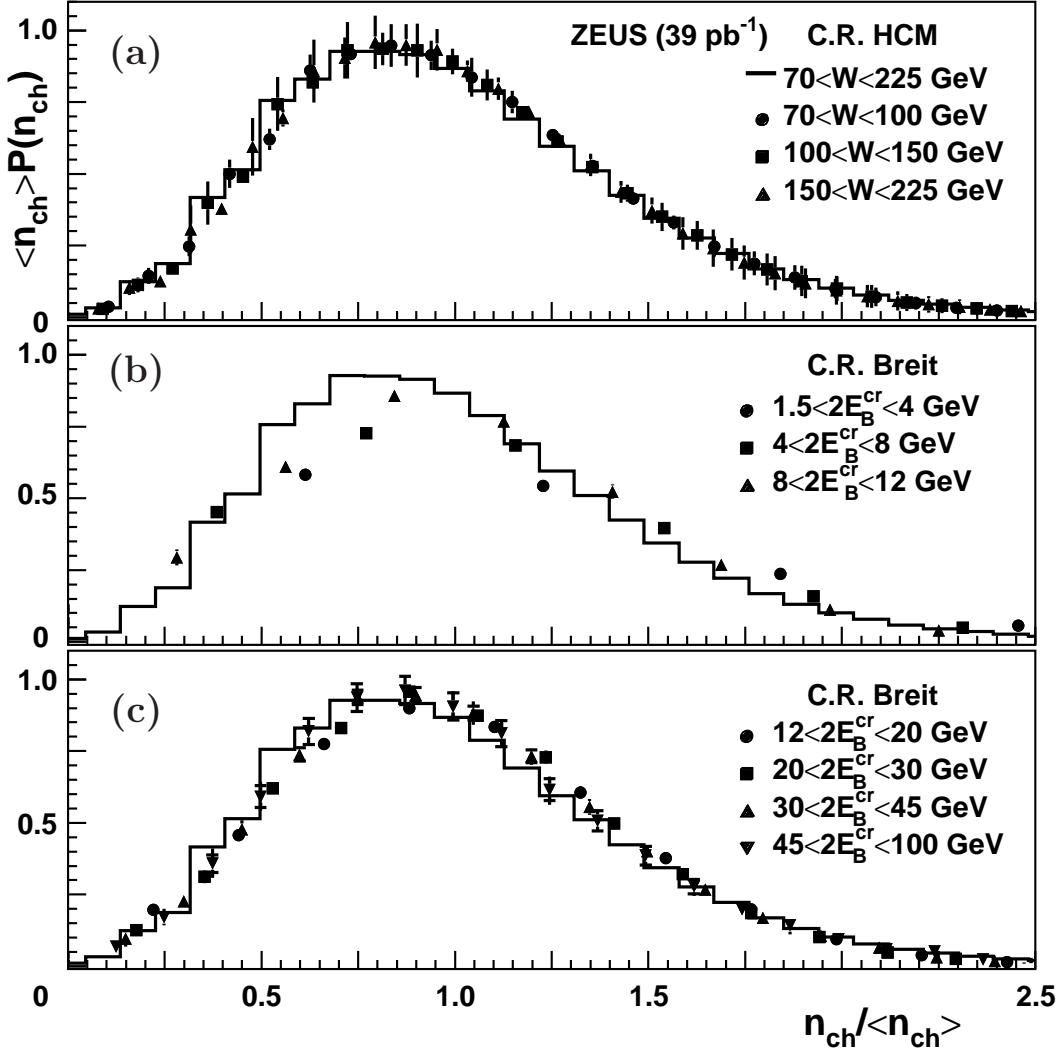
**Figure 3:** Multiplicity distributions measured in the current region of the HCM frame in bins of  $W$  (solid circles). The inner error bars represent the statistical uncertainties and the outer error bars the statistical and systematic uncertainties added in quadrature. The predictions (solid lines) of different MC models are also shown.

# ZEUS



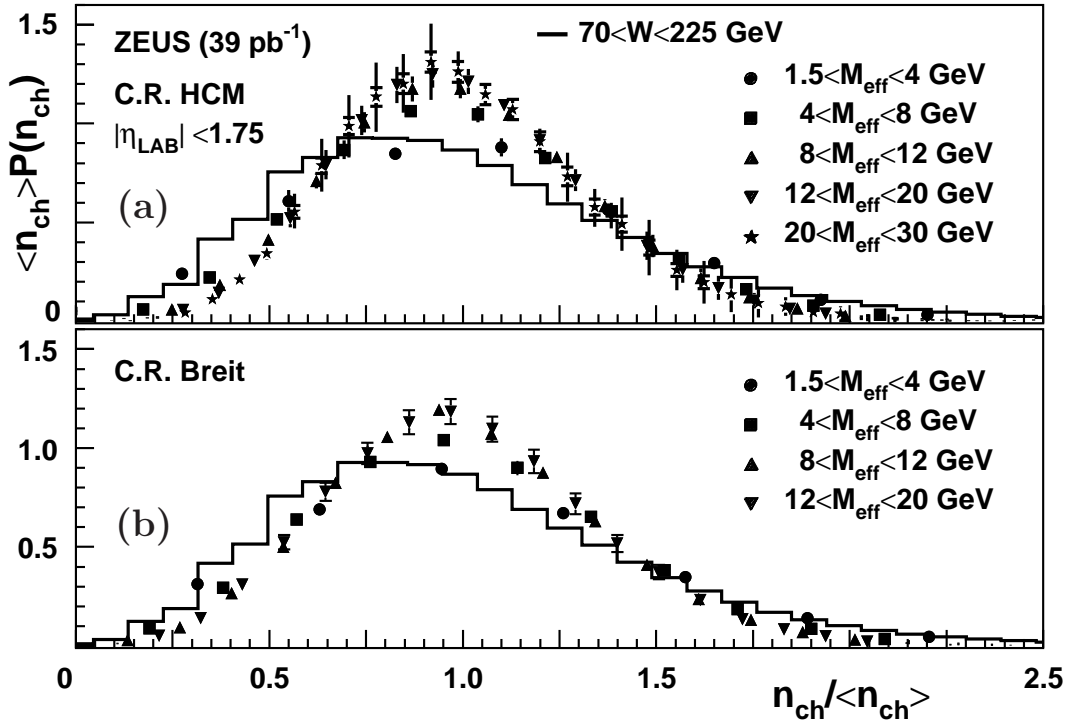
**Figure 4:** Multiplicity distributions measured in the current region of the HCM frame in bins of  $M_{eff}$  (solid circles). The inner error bars represent the statistical uncertainties and the outer error bars the statistical and systematic uncertainties added in quadrature. The predictions (solid lines) of different MC models are also shown.

# ZEUS



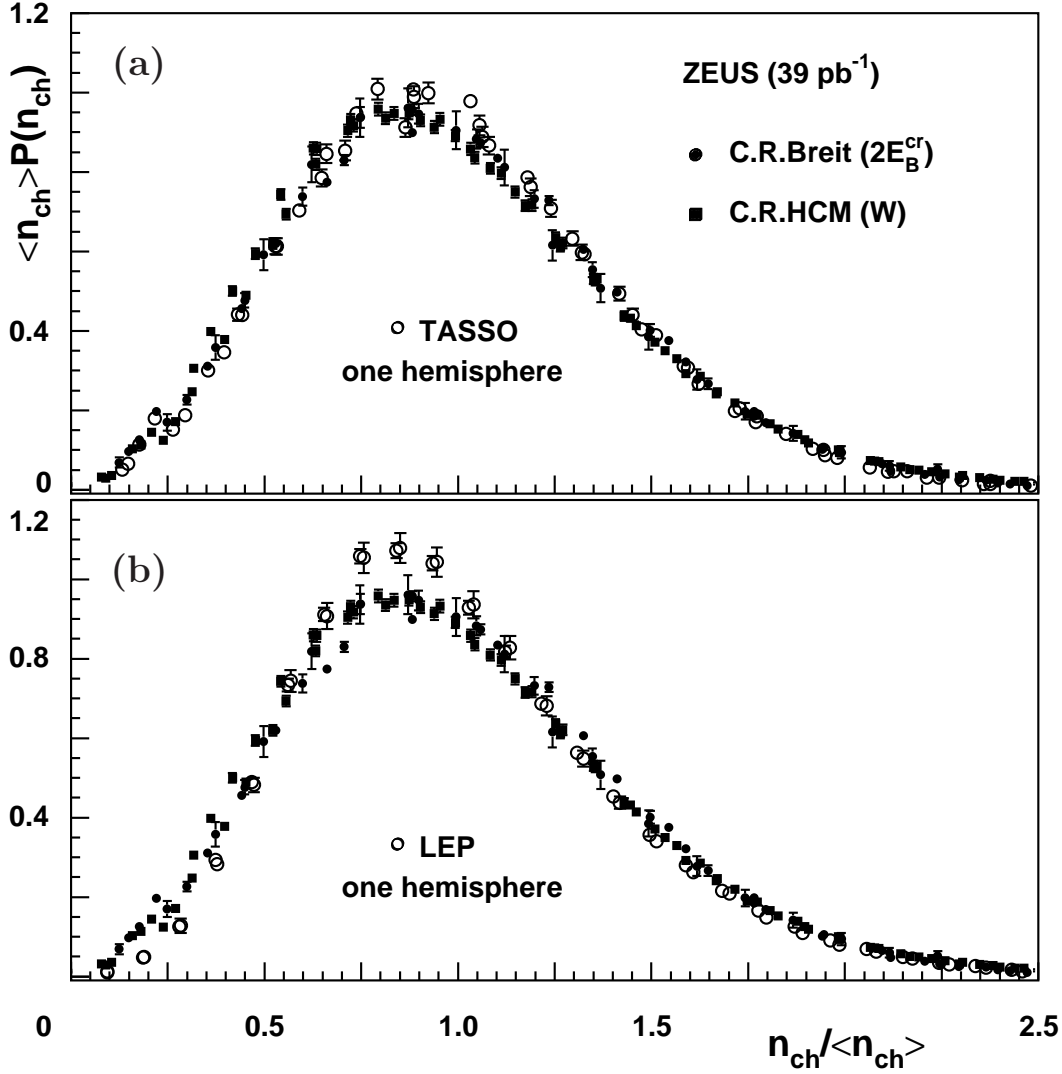
**Figure 5:** The multiplicity distributions plotted in KNO form. The reference KNO histogram represents the measured distribution in the HCM frame in the entire  $W$  range. (a) Multiplicity distributions measured in the current region of the HCM frame in bins of  $W$ . Multiplicity distributions measured in the current region of the Breit frame in bins of  $2 \cdot E_B^{cr}$  for (b)  $1.5 < 2 \cdot E_B^{cr} < 12$  GeV and (c)  $12 < 2 \cdot E_B^{cr} < 100$  GeV.

# ZEUS



**Figure 6:** The multiplicity distributions plotted in KNO form and compared to the reference KNO distribution (histogram). The multiplicity distributions are measured in bins of  $M_{eff}$  in the current regions of (a) the HCM frame, restricted in  $\eta_{LAB}$ , and (b) the Breit frame.

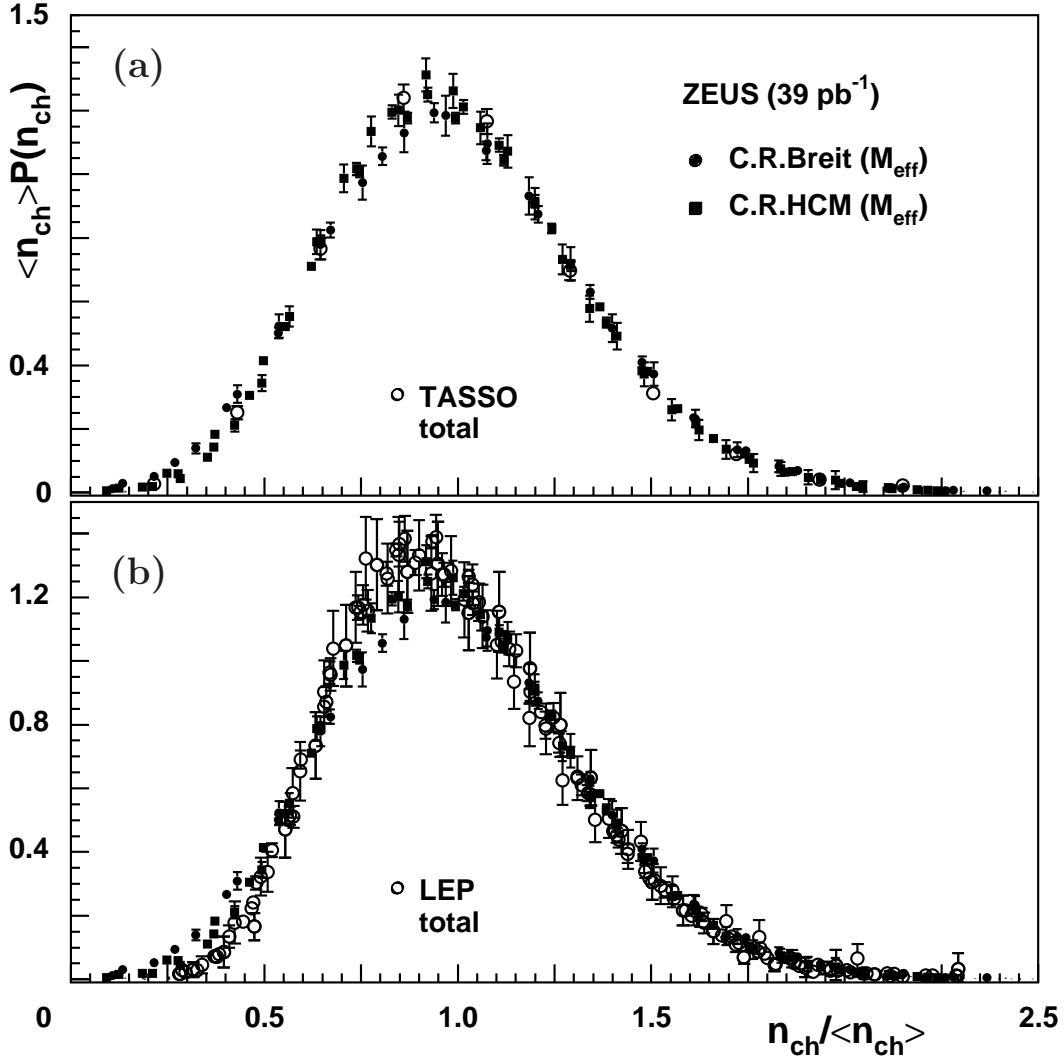
# ZEUS



**Figure 7:** The multiplicity distributions plotted in KNO form and compared to the results of  $e^+e^-$  experiments. The solid circles represent the ZEUS data measured in the current region of the Breit frame in bins of  $2 \cdot E_B^{cr}$ , for  $2 \cdot E_B^{cr} \geq 12$  GeV, and the solid squares represent the data measured in the current region of the HCM frame in bins of  $W$ . Multiplicities measured in one hemisphere of the  $e^+e^-$  collision are shown in bins of  $\sqrt{s_{ee}}$  for (a) the TASSO experiment [34], in the energy range  $14 \leq \sqrt{s_{ee}} \leq 44$  GeV, and (b) for the LEP experiments [35, 36], measured at energy  $\sqrt{s_{ee}} = 91.2$  GeV.

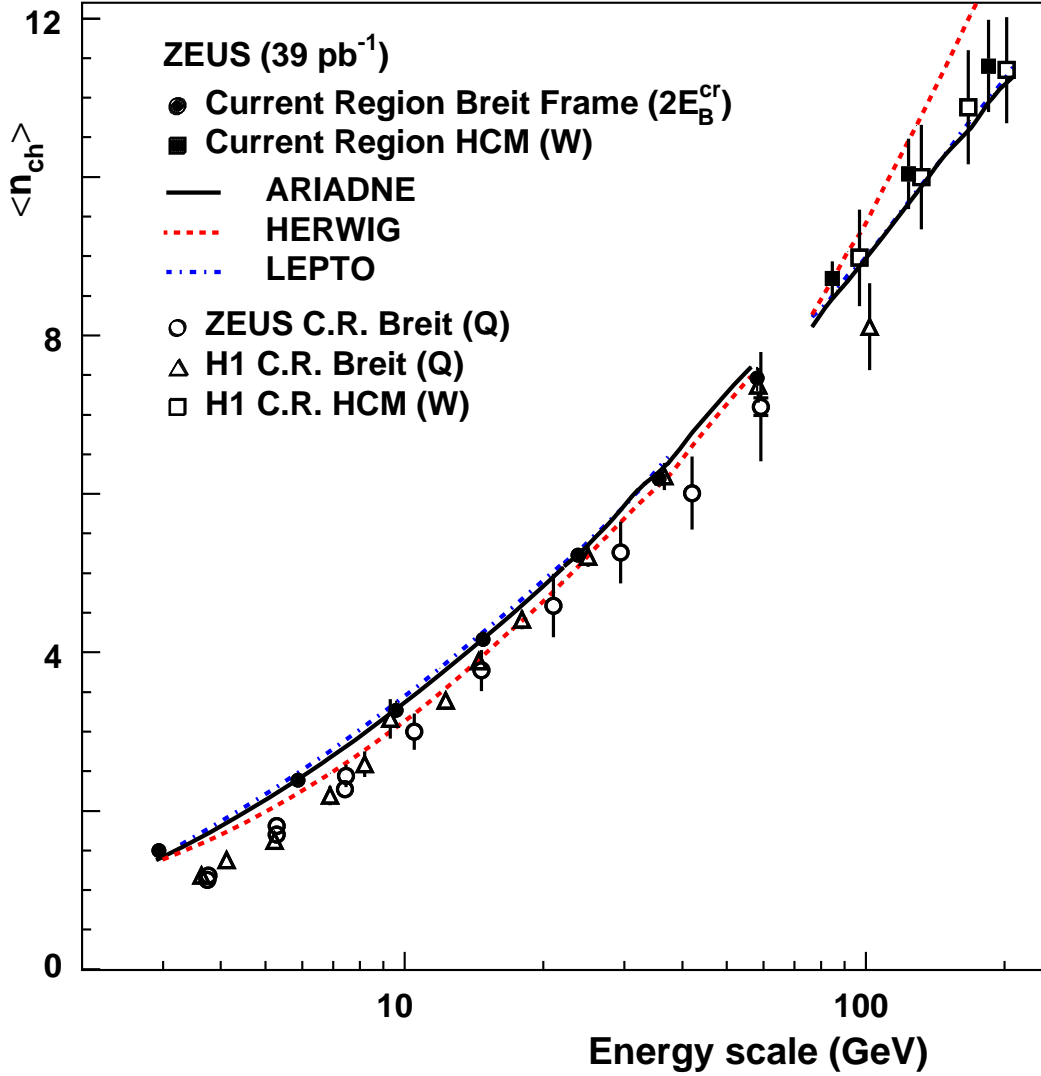


# ZEUS



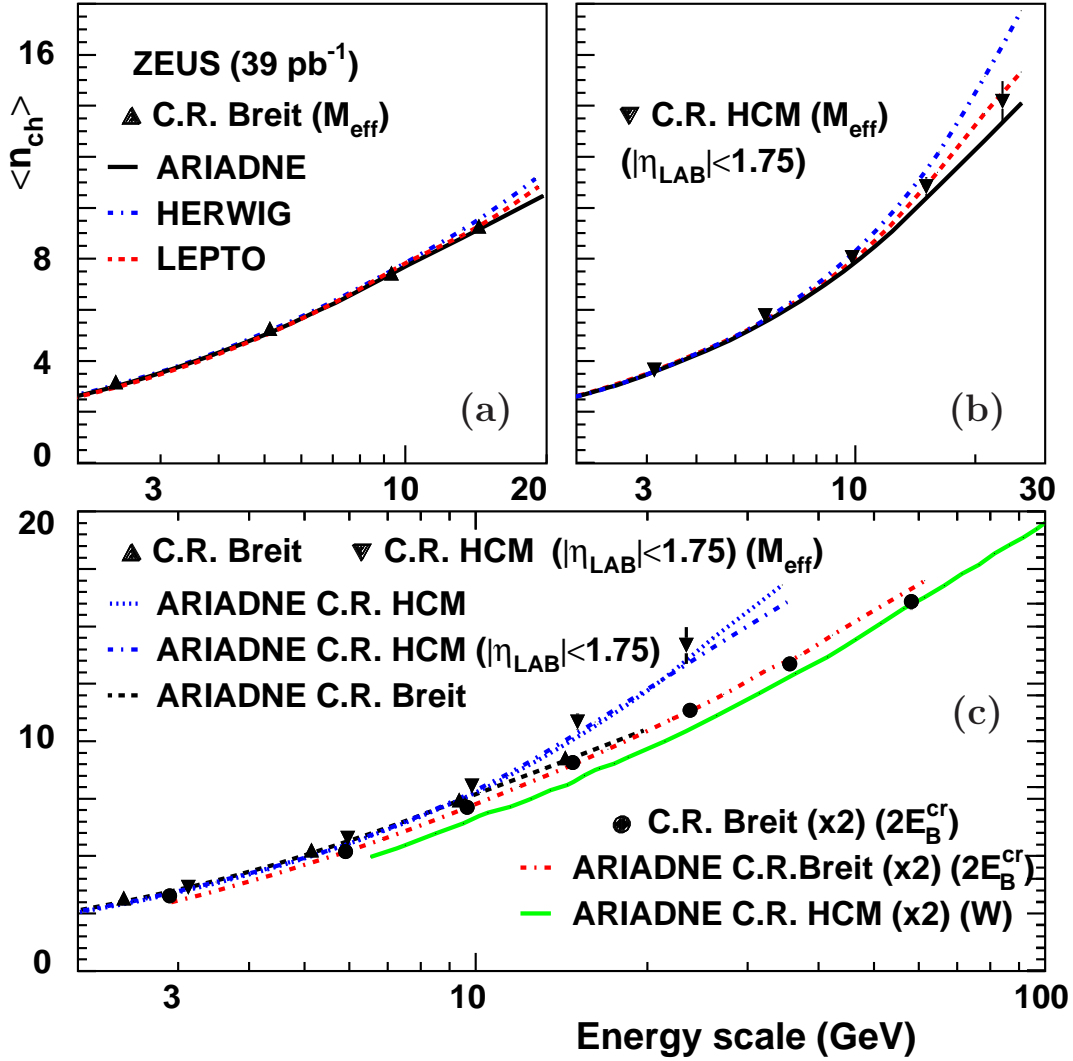
**Figure 8:** The multiplicity distributions plotted in KNO form and compared to the results of the  $e^+e^-$  experiments. The solid circles represent the ZEUS data measured in the current region of the Breit frame and the solid squares represent the data measured in the current region of the HCM frame both in bins of  $M_{eff}$ , for  $M_{eff} \geq 8$  GeV. Charged multiplicities measured for the whole event in  $e^+e^-$  collisions are shown in bins of  $\sqrt{s_{ee}}$  for (a) the TASSO experiment [34], in the energy range  $14 \leq \sqrt{s_{ee}} \leq 44$  GeV, and (b) for the LEP experiments [35–37] in the energy range  $91.2 \leq \sqrt{s_{ee}} \leq 209$  GeV.

# ZEUS



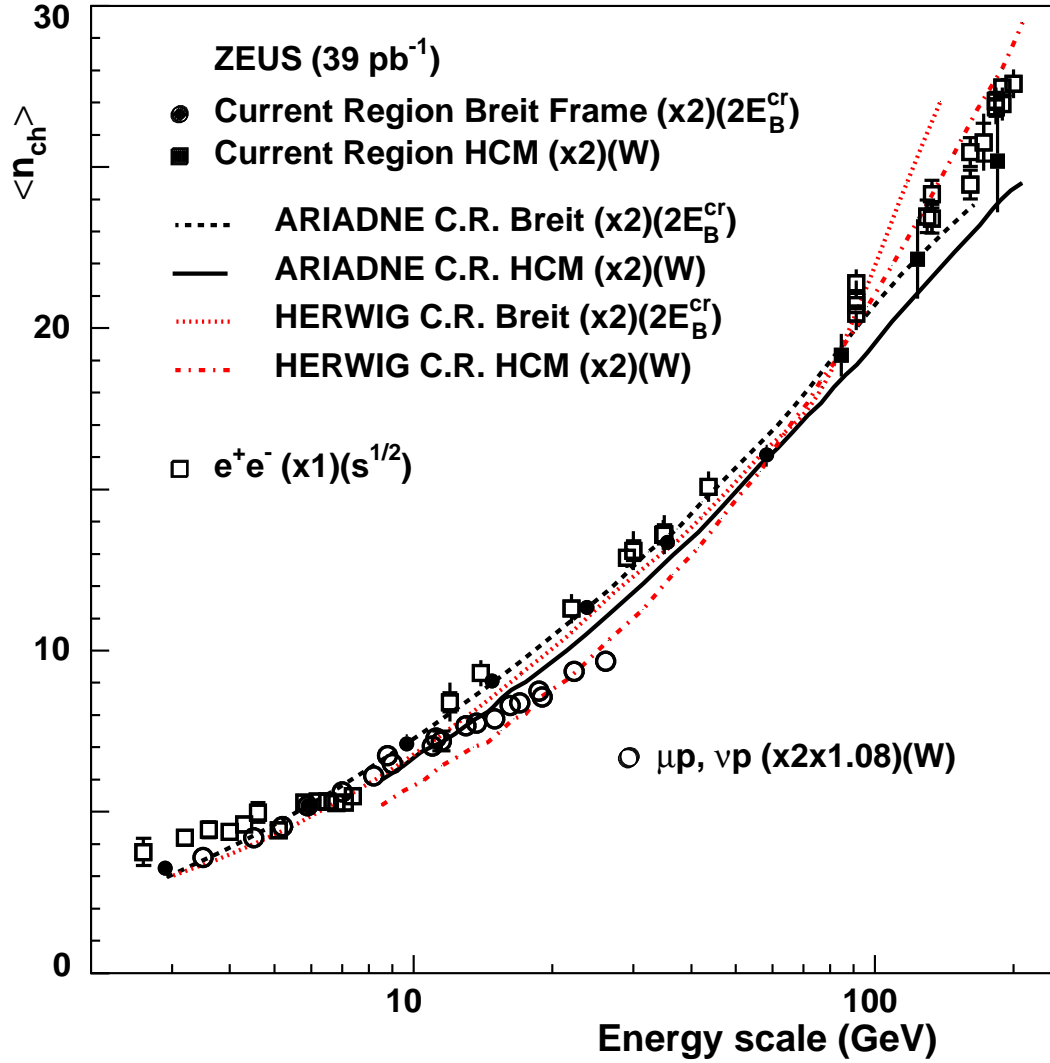
**Figure 9:** Mean charged multiplicity,  $\langle n_{\text{ch}} \rangle$ , in the current region of the Breit frame as a function of  $2 \cdot E_B^{\text{cr}}$  and in the current fragmentation region of the HCM frame as a function of  $W$ . The inner error bars represent the statistical uncertainties, typically smaller than the size of the symbols. The outer error bars represent the quadratic sum of statistical and systematic uncertainties. Also shown are the results of previous HERA measurements [1, 2, 4, 5] and predictions from ARIADNE, LEPTO and HERWIG. The decay products of  $K_S^0$  and  $\Lambda$  are not included.

# ZEUS



**Figure 10:** Mean charged multiplicity,  $\langle n_{ch} \rangle$ , measured as a function of  $M_{eff}$  (a) in the current region of the Breit frame and (b) in the current region of the HCM frame compared to MC predictions. (c) Comparison between measurements in the current regions of the Breit and HCM frame as functions of  $M_{eff}$  and with the measurement as a function of  $2 \cdot E_B^{cr}$ . The predictions from ARIADNE are also shown.

# ZEUS



**Figure 11:** Mean charged multiplicity,  $\langle n_{ch} \rangle$ , in the current region of the Breit frame multiplied by 2 as a function of  $2 \cdot E_B^{cr}$  and in the current region of the HCM frame multiplied by 2 as a function of  $W$ . The results of  $e^+e^-$  [34–38] and fixed-target DIS experiments [8–10] are shown. The factor 1.08 was estimated using MC predictions to correct the fixed-target data for the decay products of  $K_S^0$  and  $\Lambda$ . The predictions of ARIADNE and HERWIG are also shown.